



US00D390342S

United States Patent [19]

Cassels et al.

[11] Patent Number: **Des. 390,342**

[45] Date of Patent: ****Feb. 10, 1998**

[54] **CAP WITH LEATHER BAND**

[75] Inventors: **Nicola Joan Cassels; Christine Tynan; Nicola Conchie; Julie Marion Walker; Philip Anderson Cottrill; Graham Watts; Caroline Fiona Christabelle Thorpe; Vera Cassie; Warwick James Bailey**, all of Cumbria; **Stafford William Hamilton**, Glasgow; **Eileen Wood**, Cumbria; **Philip Michael Pass**, Cumbria; **Donald Gunn**, Cumbria; **Derek Alan Hudson**, West Yorkshire, all of Great Britain

[73] Assignee: **Kangol Limited**, Cumbria, Great Britain

[**] Term: **14 Years**

[21] Appl. No.: **63,705**

[22] Filed: **Dec. 13, 1996**

[51] LOC (6) Cl. **02-04**

[52] U.S. Cl. **D2/882; D2/865**

[58] Field of Search **D2/865, 880, 882, D2/883, 884, 893; 2/177.1, 174, 195.1**

[56] **References Cited**

U.S. PATENT DOCUMENTS

D. 259,520	6/1981	Rappaport	D2/882
566,326	8/1896	Kirshner	2/195.1 X
1,323,108	11/1919	Setina	2/195.1
1,404,616	1/1922	Kronthal	D2/883 X
1,516,284	11/1924	Schneider et al.	D2/883 X
1,522,989	1/1925	Werner	2/195.1 X
1,598,314	8/1926	Rosenberg	2/171.1

1,652,145	12/1927	Lipschutz	D2/883 X
2,286,202	6/1942	Fischer	D2/893 X

Primary Examiner—Paula A. Mortimer
Attorney, Agent, or Firm—Rudnick & Wolfe

[57] **CLAIM**

The ornamental design for a cap with leather band, as shown and described.

DESCRIPTION

FIG. 1 is a front perspective view of a cap with leather band showing our new design;
 FIG. 2 is a left side elevational view thereof, the right side elevational view is a mirror image;
 FIG. 3 is a rear elevational view thereof;
 FIG. 4 is a top plan view thereof;
 FIG. 5 is a front elevational view thereof;
 FIG. 6 is a bottom plan view thereof;
 FIG. 7 is a front perspective view of a second embodiment of a cap with leather band showing our new design;
 FIG. 8 is a left side elevational view thereof, the right side elevational view is a mirror image;
 FIG. 9 is a rear elevational view thereof;
 FIG. 10 is a top plan view thereof;
 FIG. 11 is a front elevational view thereof;
 FIG. 12 is a bottom plan view thereof;
 FIG. 13 is a front perspective view of a third embodiment of a cap with leather band showing our new design;
 FIG. 14 is a left side elevational view thereof, the right side is a mirror image;
 FIG. 15 is a rear elevational view thereof;
 FIG. 16 is a top plan view thereof;
 FIG. 17 is a front elevational view thereof; and,
 FIG. 18 is a bottom plan view thereof.

1 Claim, 6 Drawing Sheets



Fig. 1



Fig. 2



Fig. 3



Fig. 4




Fig. 5




Fig. 6



Fig. 7



Fig. 8




Fig. 9



Fig. 10




Fig. 11



Fig. 12




Fig. 13




Fig. 14



Fig. 15



Fig. 16




Fig. 17




Fig. 18

