



US00D390335S

United States Patent [19]
Carrick et al.

[11] **Patent Number: Des. 390,335**
[45] **Date of Patent: **Feb. 10, 1998**

[54] **ICE CONFECTION**

[75] **Inventors: Gordon Stewart Carrick, Oakridge; Melanie Jane Heap, London; David Thomas Houlihan, Stroud, all of United Kingdom**

[73] **Assignee: Good Humor Corporation, Englewood Cliffs, N.J.**

[**] **Term: 14 Years**

[21] **Appl. No.: 54,290**

[22] **Filed: May 8, 1996**

Related U.S. Application Data

[63] **Continuation of Ser. No. 30,717, Nov. 7, 1994, abandoned.**

[30] **Foreign Application Priority Data**

May 10, 1994 [GB] **United Kingdom** 2038981

[51] **LOC (6) Cl.** **01-01**

[52] **U.S. Cl.** **D1/102**

[58] **Field of Search** D1/102, 103, 104,
D1/115, 117, 199; 426/514, 808, 499, 446,
439, 391, 565, 556, 552, 55, 101, 104,
138

[56] **References Cited**

U.S. PATENT DOCUMENTS

D. 188,694 8/1960 Freeman D1/102 X
D. 300,380 3/1989 Groobert et al. D1/102
2,360,559 10/1944 Glazer .
2,469,589 5/1949 Barricini 426/104
2,521,995 9/1950 Priddy D1/102 X
4,548,045 10/1985 Altares et al. .
5,256,426 10/1993 Timioka et al. .

FOREIGN PATENT DOCUMENTS

542841 12/1955 Belgium 426/104
0 201 143 8/1991 European Pat. Off. .
0 500 940 9/1992 European Pat. Off. .
654251 10/1927 France D1/102
2258133 1/1974 France 426/104

OTHER PUBLICATIONS

The Ice Cream Review, Element A p. 67; Jan. 1952 Ice Cream Stick handle.

Ice Cream Trade Journal, May 1951 p. 97 Spoon.

Arbuckle, W.S., "Ice Cream", The Avi Publishing Company, Inc. (1972).

Hamilton, M., "Ice Cream Manufacture", *Journal of the Society of Dairy Technology*, (1990) vol. 43, No. 1, pp. 17-20.

European Search Report in European Patent Application 94300821.

Primary Examiner—Pamela J. Burgess

Attorney, Agent, or Firm—James J. Farrell

[57] **CLAIM**

The ornamental design for an ice confection, as shown and described.

DESCRIPTION

FIG. 1 is a front perspective view as seen from the bottom of an ice confection showing my new design;

FIG. 2 is a rear elevational view thereof;

FIG. 3 is a side elevational view thereof, the undisclosed side being the same;

FIG. 4 is a top plan view thereof; and,

FIG. 5 is a bottom plan view thereof.

1 Claim, 2 Drawing Sheets

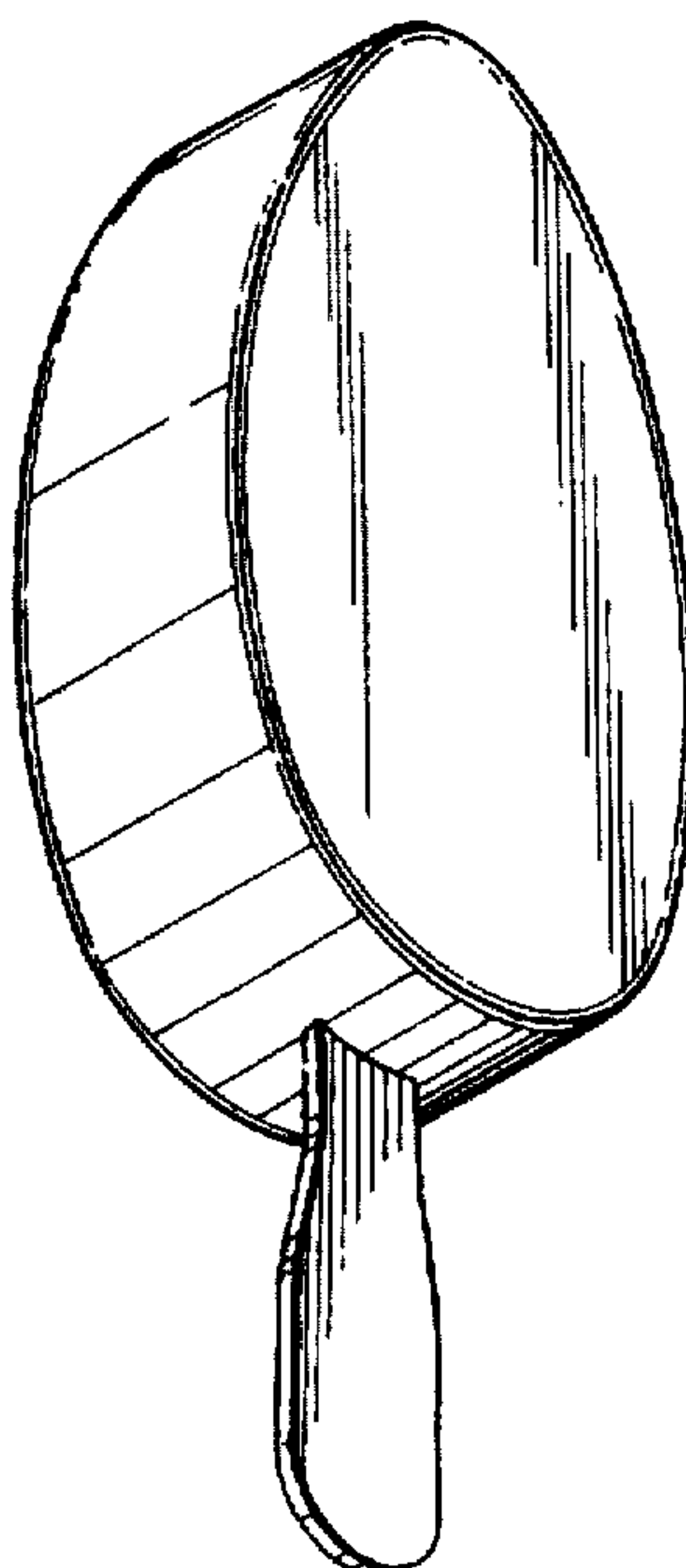


Fig. 1.

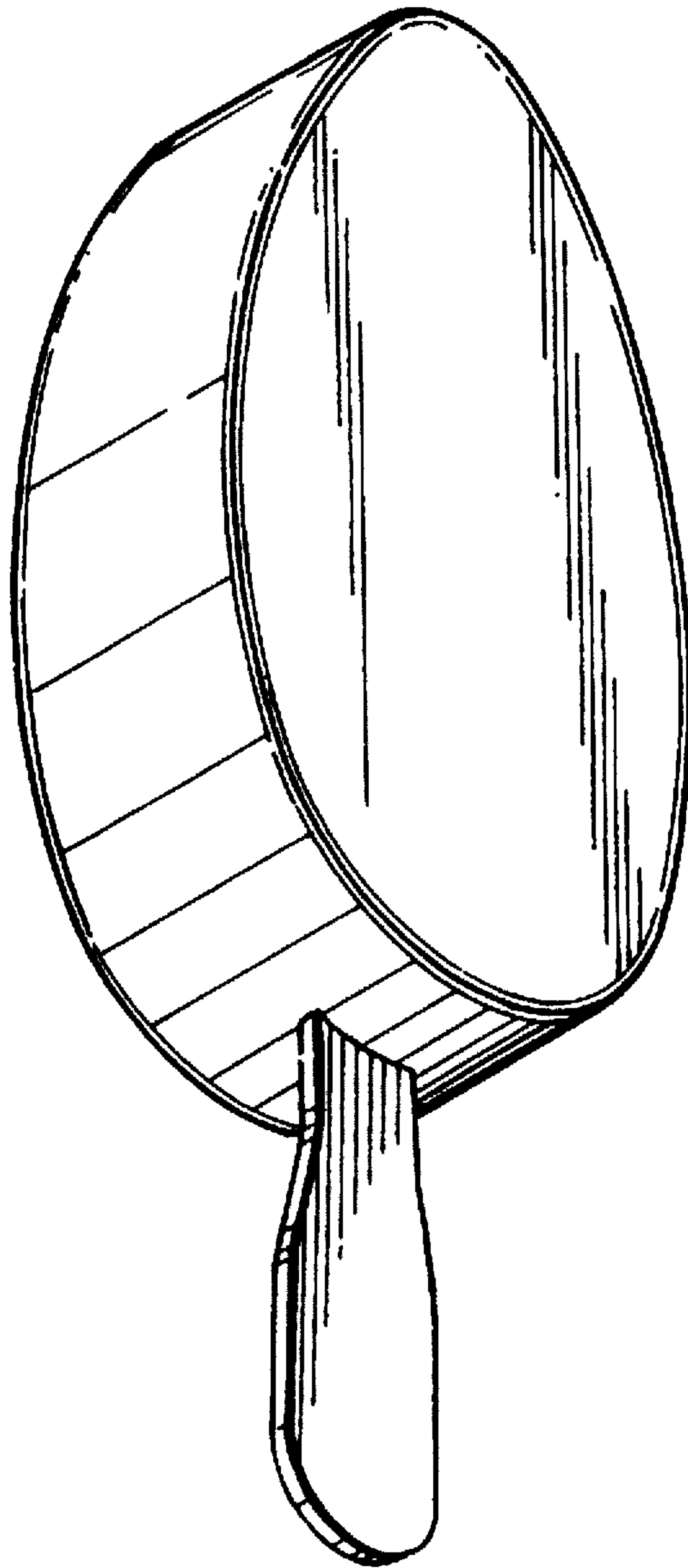


Fig.2.

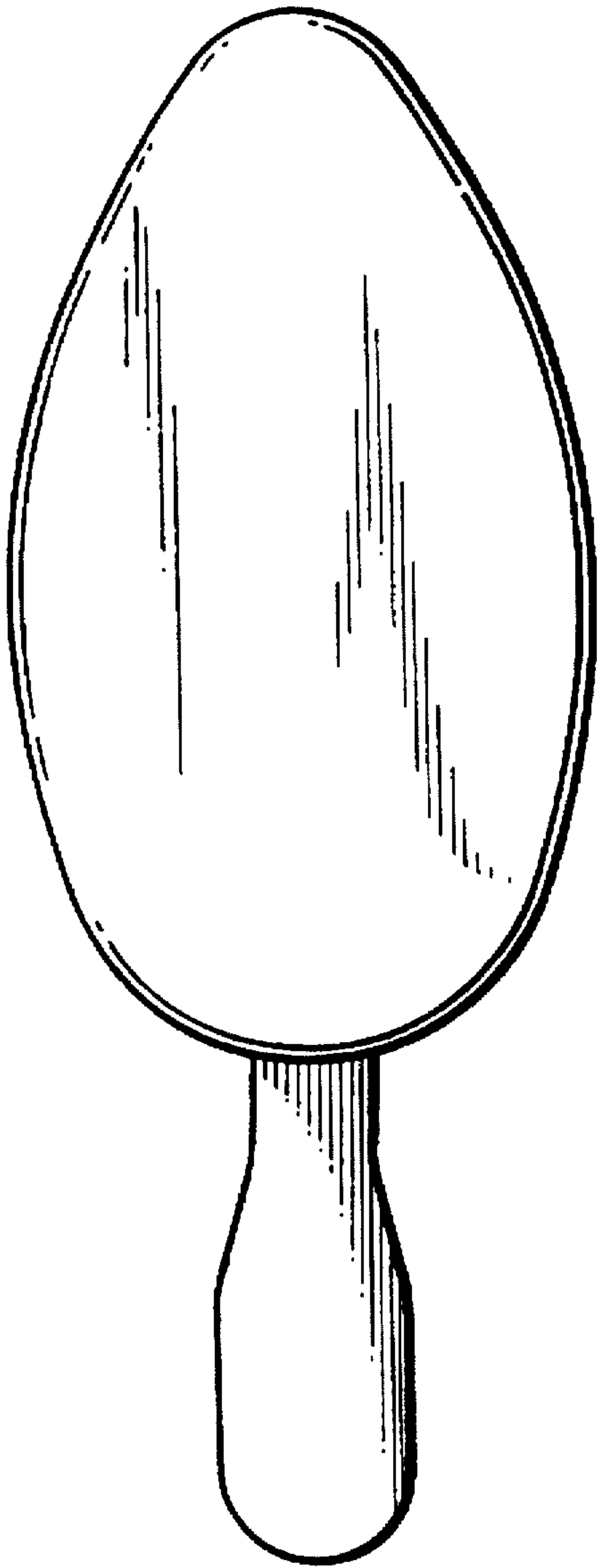


Fig.3.

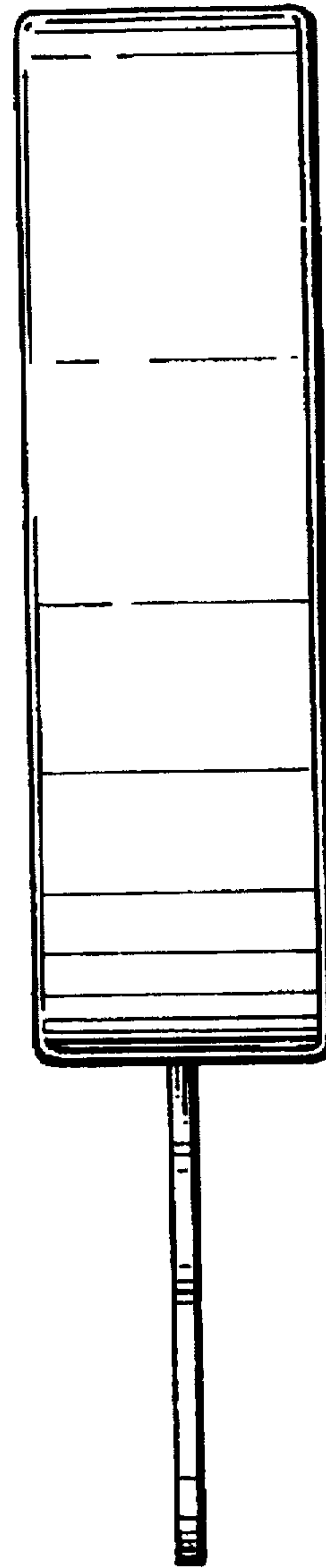


Fig.4.




Fig.5.

