



US00D390333S

United States Patent [19]

Cheung et al.

[11] Patent Number: **Des. 390,333**

[45] Date of Patent: ****Feb. 3, 1998**

[54] **JUKE BOX TOY BANK**

[75] Inventors: **Lai Hoo Cheung, Kowloon; Cheung Chor Yin, Wanchai; Lee Kin Hon, Sai Kung, all of Hong Kong**

[73] Assignee: **Funrise Toys, Ltd., Kowloon, Hong Kong**

[**] Term: **14 Years**

[21] Appl. No.: **58,283**

[22] Filed: **Aug. 9, 1996**

[51] LOC (6) Cl. **99-00**

[52] U.S. Cl. **D99/37**

[58] Field of Search D99/37, 35; 446/8, 446/9; D20/1, 3; D14/173, 184; 312/204, 7.1; D6/434, 445, 450; 194/219, 239, 244

[56] **References Cited**

U.S. PATENT DOCUMENTS

D. 109,657 5/1938 Gast D14/173

D. 156,378	12/1949	Schwartz	D14/173
D. 316,858	5/1991	Gobindram	D14/173 X
D. 328,202	7/1992	Tippit	D14/173 X
D. 340,407	10/1993	Rahe et al.	D14/173 X
2,906,538	8/1959	Rockola	D14/173 X
3,464,693	9/1969	Bailey	446/8 X

Primary Examiner—Paula A. Mortimer
Attorney, Agent, or Firm—Lewis Anten, Esq.; Amedeo Ferraro, Esq.

[57] **CLAIM**

The ornamental design for a juke box toy bank, as shown.

DESCRIPTION

FIG. 1 is a front perspective view of a juke box toy bank showing our new design;

FIG. 2 is a front elevational view thereof;

FIG. 3 is a rear elevational view thereof;


FIG. 4 is a right side elevational view thereof;

FIG. 5 is a left side elevational view thereof;

FIG. 6 is a bottom plan view thereof; and,

FIG. 7 is a top plan view thereof.

1 Claim, 4 Drawing Sheets






FIG. 1




FIG. 2




FIG. 3




FIG. 4




FIG. 5




FIG. 6




FIG. 7