

US00D390332S

United States Patent [19]

Searls

[11] Patent Number: **Des. 390,332**

[45] Date of Patent: ****Feb. 3, 1998**

[54] **BANK**

[75] Inventor: **Michael J. Searls**, Parker, Colo.

[73] Assignee: **Summit Financial Products, Inc.**,
Englewood, Colo.

[**] Term: **14 Years**

529,228 11/1894 Wyler 232/4 R
 1,148,238 7/1915 Kline 109/56
 1,408,795 3/1922 Aronson 232/4 R
 1,716,823 6/1929 Eune 232/4 R
 2,330,363 9/1943 Kaziska 232/4 R

FOREIGN PATENT DOCUMENTS

25298 11/1909 United Kingdom 232/4 R

Primary Examiner—Doris V. Coles
Attorney, Agent, or Firm—Sheridan Ross P.C.

[21] Appl. No.: **40,010**

[22] Filed: **Jun. 8, 1995**

[57] CLAIM

The ornamental design for a bank, as shown and described.

[51] LOC (6) Cl. **99-00**

[52] U.S. Cl. **D99/37**

[58] Field of Search D99/28, 34, 40,
D99/35, 37; 232/4 R; 109/56; 206/0.8,
0.815, 472, 473; 446/8, 9, 10; D9/326

DESCRIPTION

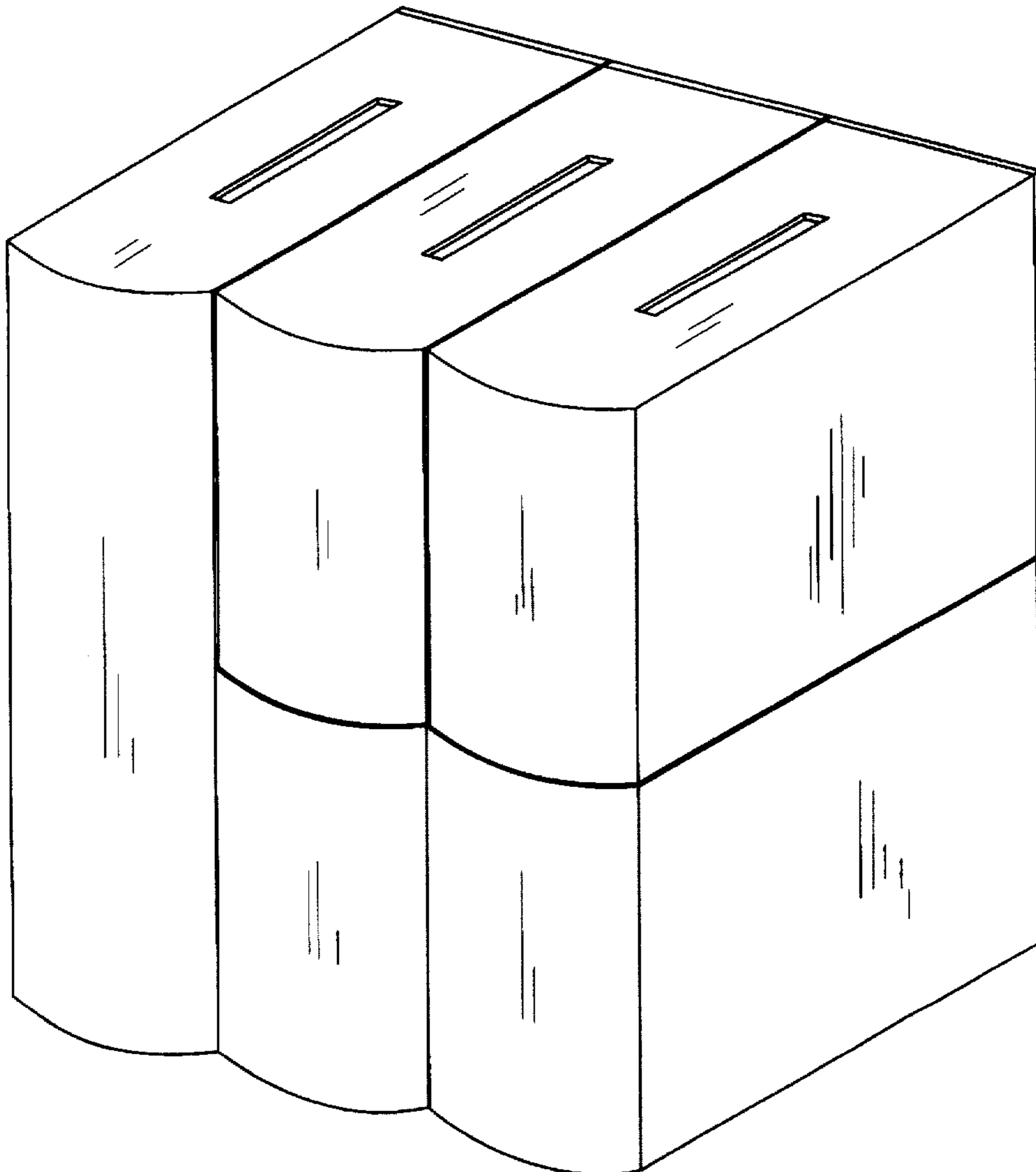
FIG. 1 is a front perspective view of a bank illustrating one embodiment of the present invention;
 FIG. 2 is a rear perspective view of the bank illustrated in FIG. 1;
 FIG. 3 is a top plan view of the bank illustrated in FIG. 1;
 FIG. 4 is a bottom plan view of the bank illustrated in FIG. 1; and,
 FIG. 5 is a rear view of the bank illustrated in FIG. 1.

[56] References Cited

U.S. PATENT DOCUMENTS

D. 28,308 2/1898 Foutch D9/326 X
 D. 118,045 12/1939 Ignall et al. D9/326
 D. 164,251 8/1951 Moran 232/4 R
 D. 170,574 10/1953 Hickey 232/4 R
 D. 354,831 1/1995 Anderson D99/35

1 Claim, 5 Drawing Sheets



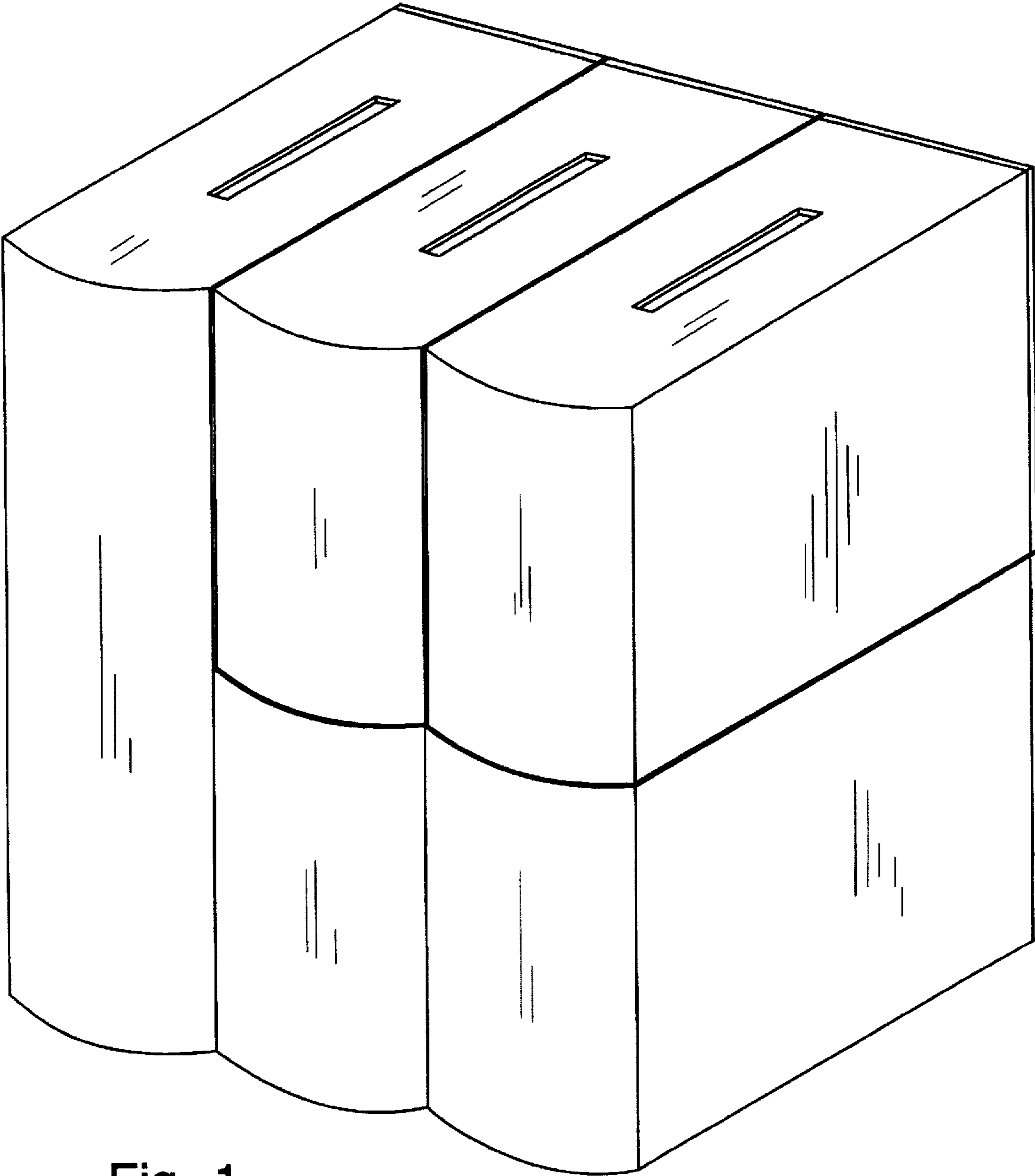


Fig. 1




Fig. 2

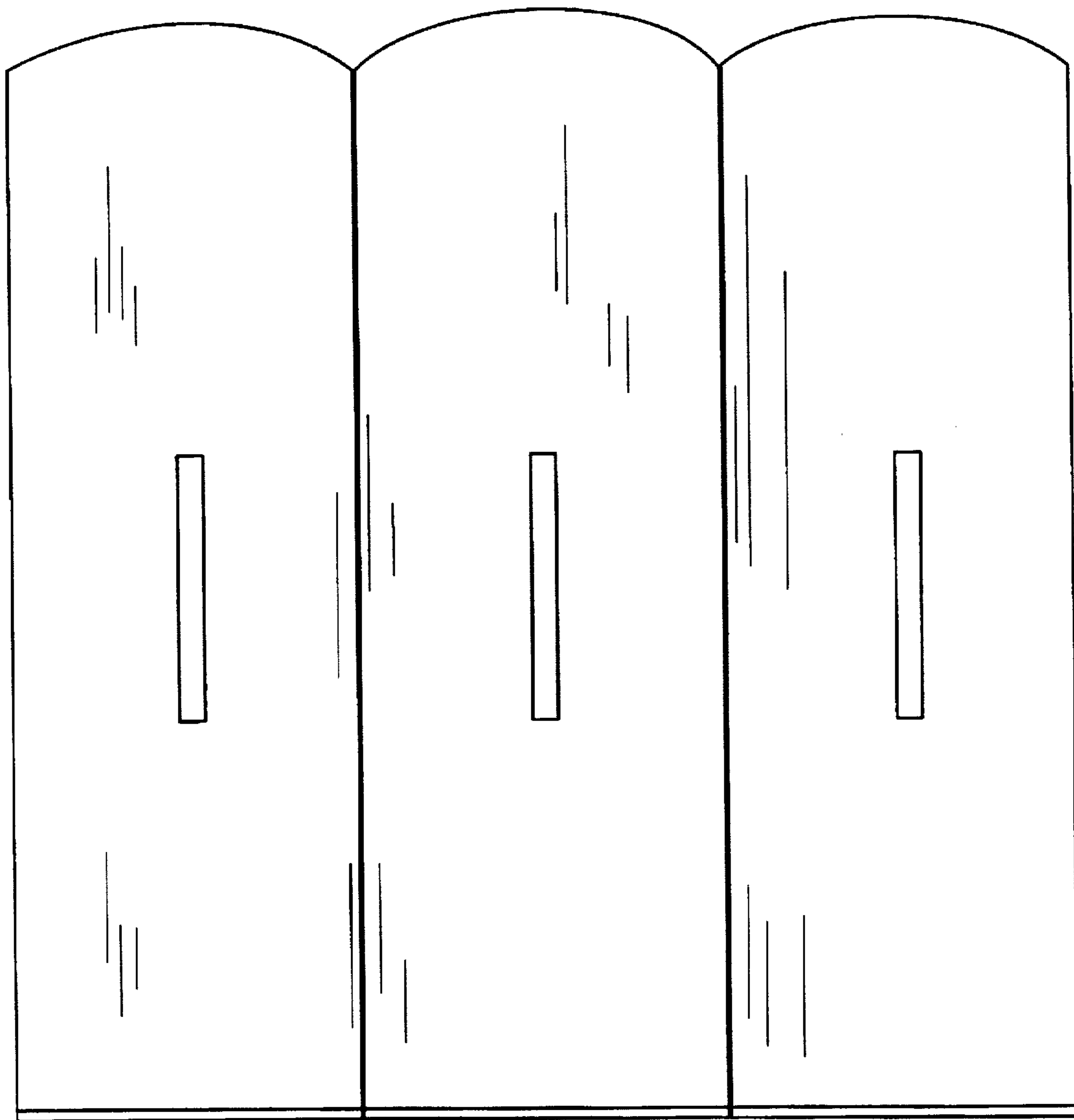


Fig. 3

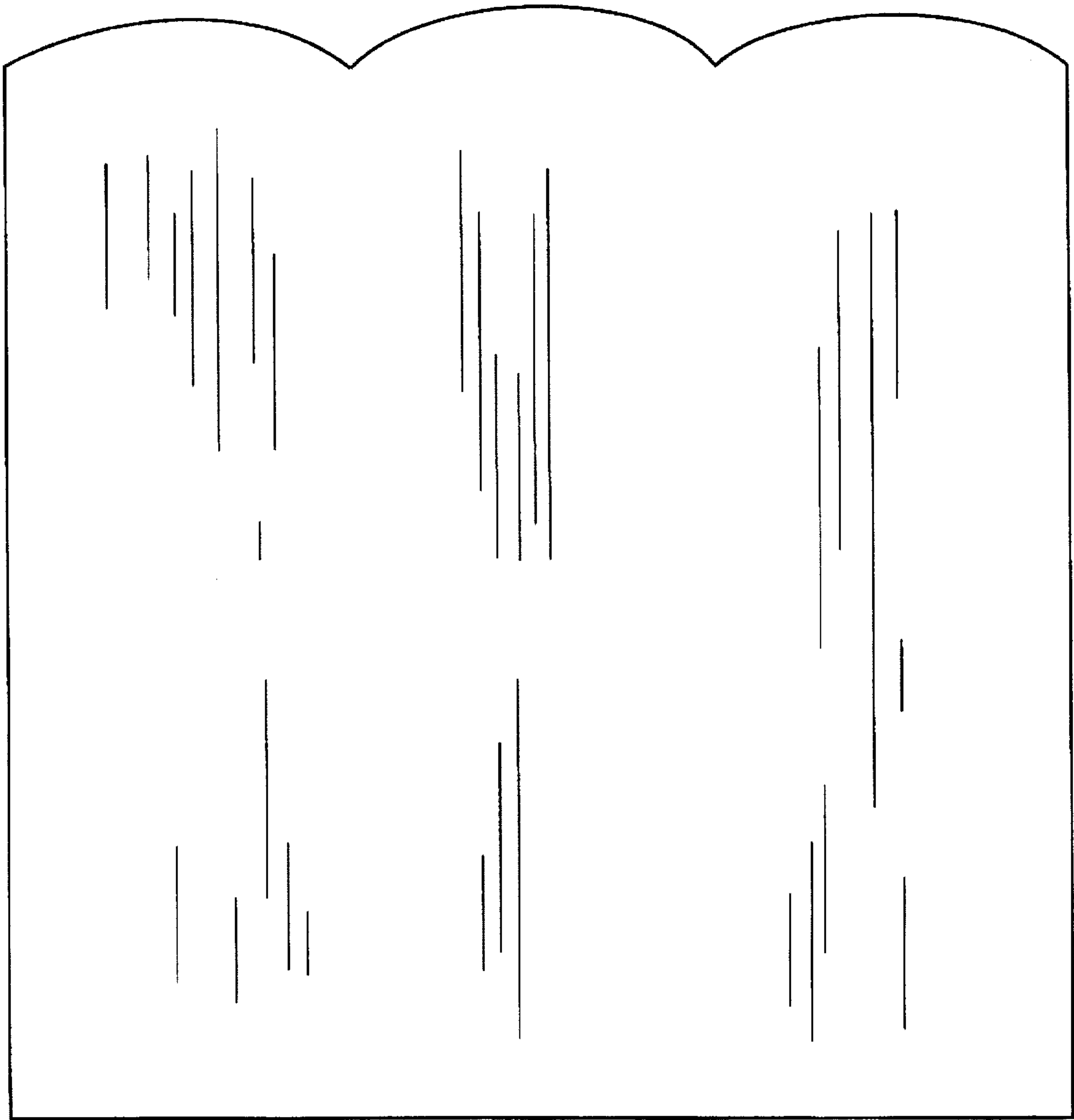


Fig. 4




Fig. 5