



US00D390291S

United States Patent [19]

De Monbrun et al.

[11] Patent Number: **Des. 390,291**

[45] Date of Patent: ****Feb. 3, 1998**

[54] **MALE PUBOCOCCYGEUS MUSCLE EXERCISER**

[76] Inventors: **Michael A. De Monbrun; Dianne L. De Monbrun**, both of 3086 Horizon Dr., Santa Ynez, Calif. 93460; **Jammie Sant; David M. Sant**, both of 4723 Don Pio Dr., Woodland Hills, Calif. 91364

[**] Term: **14 Years**

[21] Appl. No.: **59,957**

[22] Filed: **Sep. 18, 1996**

[51] LOC (6) Cl. **21-02**

[52] U.S. Cl. **D21/196**

[58] Field of Search D24/214, 200, D24/143; 482/105, 121; 600/38, 41; D21/196

[56] **References Cited**

U.S. PATENT DOCUMENTS

- D. 235,789 7/1975 Eberhardt .
- D. 293,354 12/1987 Nelson D21/196

- D. 339,418 9/1993 Flynn D24/143
- D. 362,702 9/1995 Winston D21/196
- 500,686 7/1893 Corker .
- 3,820,780 6/1974 Tarbox .
- 4,967,738 11/1990 March .
- 5,295,949 3/1994 Hathaway .
- 5,472,399 12/1995 Szekely 482/121

Primary Examiner—Stella Reid
Attorney, Agent, or Firm—David Weiss

[57] **CLAIM**

The ornamental design for a male pubococcygeus muscle exerciser, as shown.

DESCRIPTION

FIG. 1 is a front elevation view of a male pubococcygeus muscle exerciser showing our new design, the rear elevation being a mirror image;
FIG. 2 is a top plan view thereof;
FIG. 3 is a bottom plan view thereof; and,
FIG. 4 is a left side elevation view thereof, the right elevation being a mirror image.

1 Claim, 1 Drawing Sheet

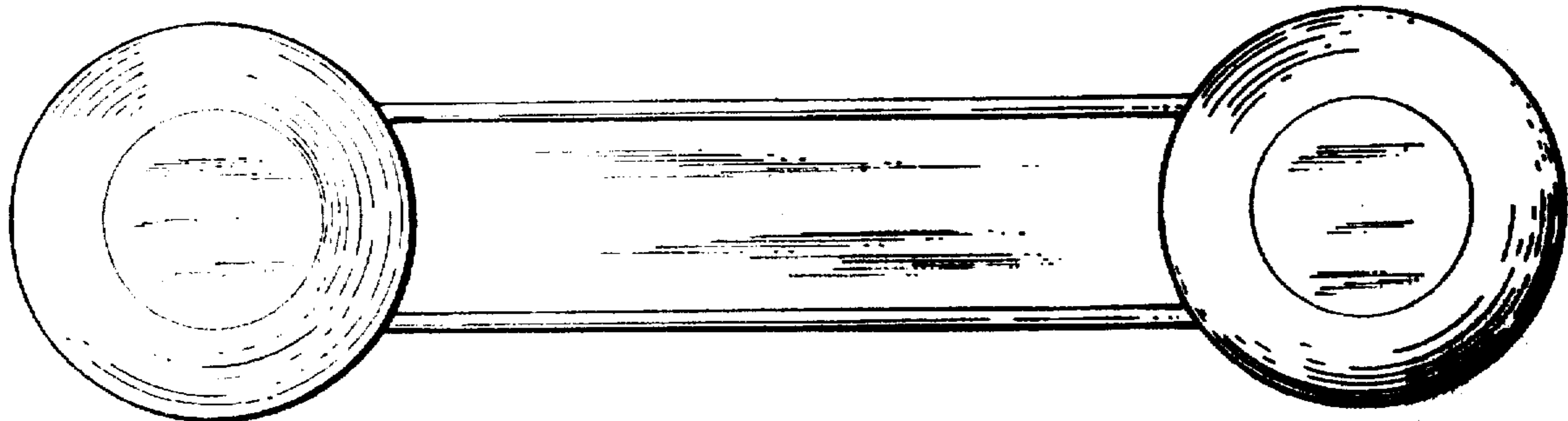


Fig. 1.



Fig. 2.

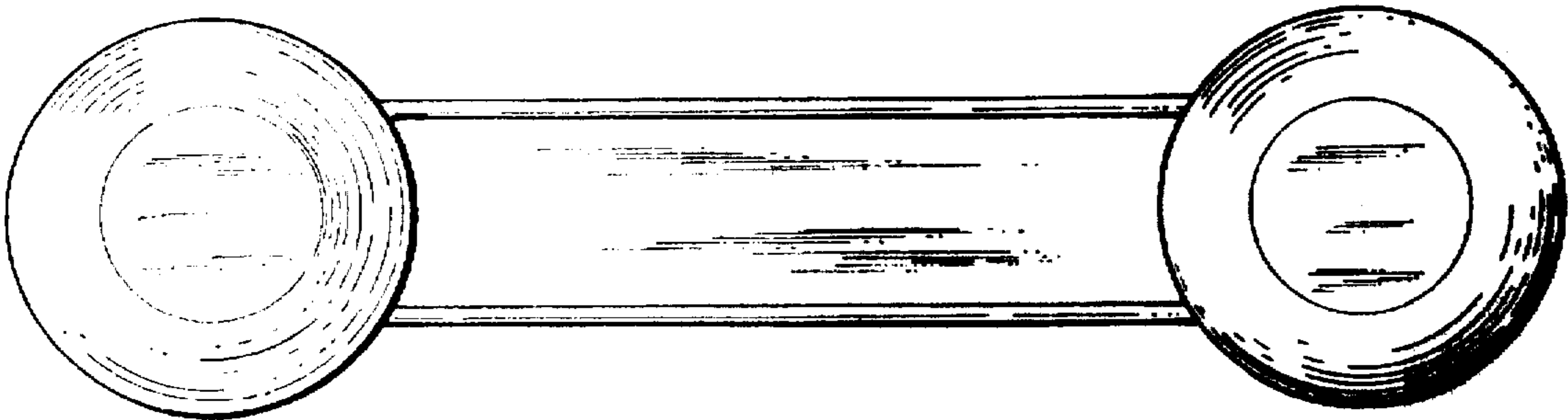


Fig. 3.

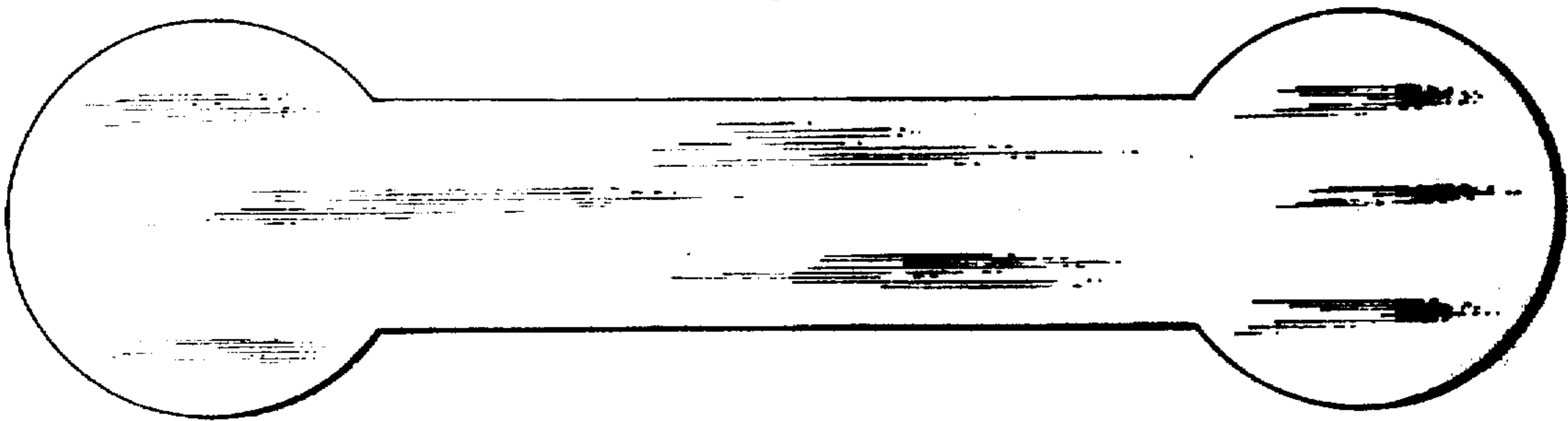


Fig. 4.

