



US00D390272S

United States Patent [19]

[11] Patent Number: **Des. 390,272**

DiSanto

[45] Date of Patent: ****Feb. 3, 1998**

[54] **WATER DISPENSING VENDING MACHINE**

[75] Inventor: **Timothy J. DiSanto**, Modesto, Calif.

[73] Assignee: **Pure Fill Corporation**, Modesto, Calif.

[**] Term: **14 Years**

[21] Appl. No.: **60,402**

[22] Filed: **Sep. 27, 1996**

[51] LOC (6) Cl. **20-01**

[52] U.S. Cl. **D20/1**

[58] Field of Search D20/1, 4, 5; D7/306,
D7/309, 312; 221/96; 194/350

[56] **References Cited**

U.S. PATENT DOCUMENTS

D. 212,258	9/1968	Cornelius et al.	D20/5
D. 259,790	7/1981	Hentschel	D20/5 X
D. 282,084	1/1986	Koch	D20/1
D. 331,264	11/1992	Ellis	D20/1
D. 358,427	5/1995	Gobindram	D20/1
D. 360,801	8/1995	Shub	D20/5 X

Primary Examiner—Raphael Barkai

Assistant Examiner—Mitchell I. Siegel
Attorney, Agent, or Firm—Foley & Lardner

[57] **CLAIM**

The ornamental design for a water dispensing vending machine, as shown and described.

DESCRIPTION

FIG. 1 illustrates a perspective view of a water dispensing vending machine constructed in accordance of the invention; FIG. 2 shows a front view of the water dispensing vending machine shown in FIG. 1;

FIG. 3 illustrates a side view of the water dispensing vending machine shown in FIGS. 1 and 2;


FIG. 4 shows a top view of the water dispensing vending machine in FIGS. 1-3;

FIG. 5 illustrates a bottom view of the water dispensing vending machine shown in FIGS. 1-4; and,

FIG. 6 shows a back view of the water dispensing vending machine shown in FIGS. 1-5.

The broken line showing of handles on the door is for illustrative purposes only and forms no part of the claimed design.

1 Claim, 5 Drawing Sheets






FIG. 1




FIG. 2

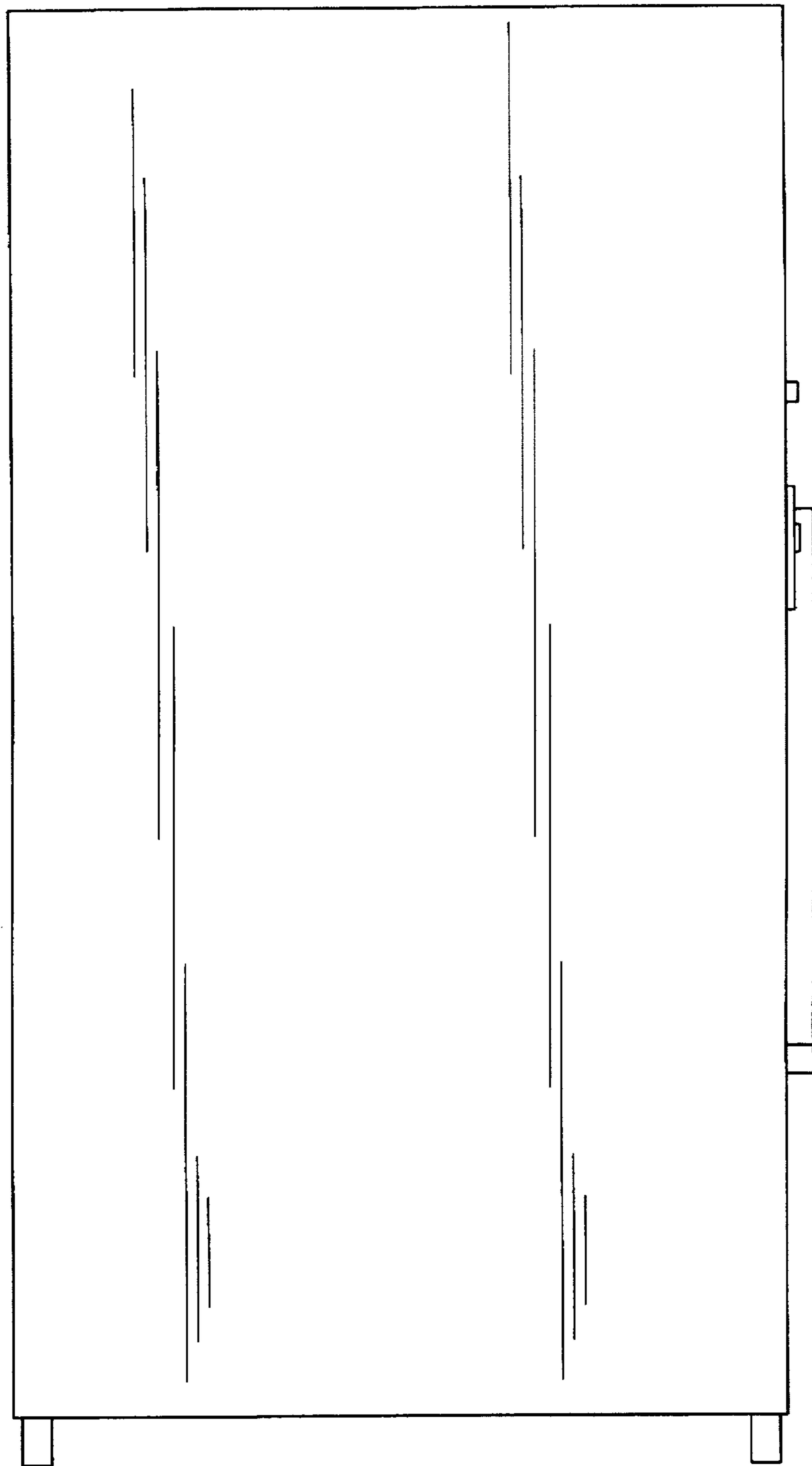


FIG. 3

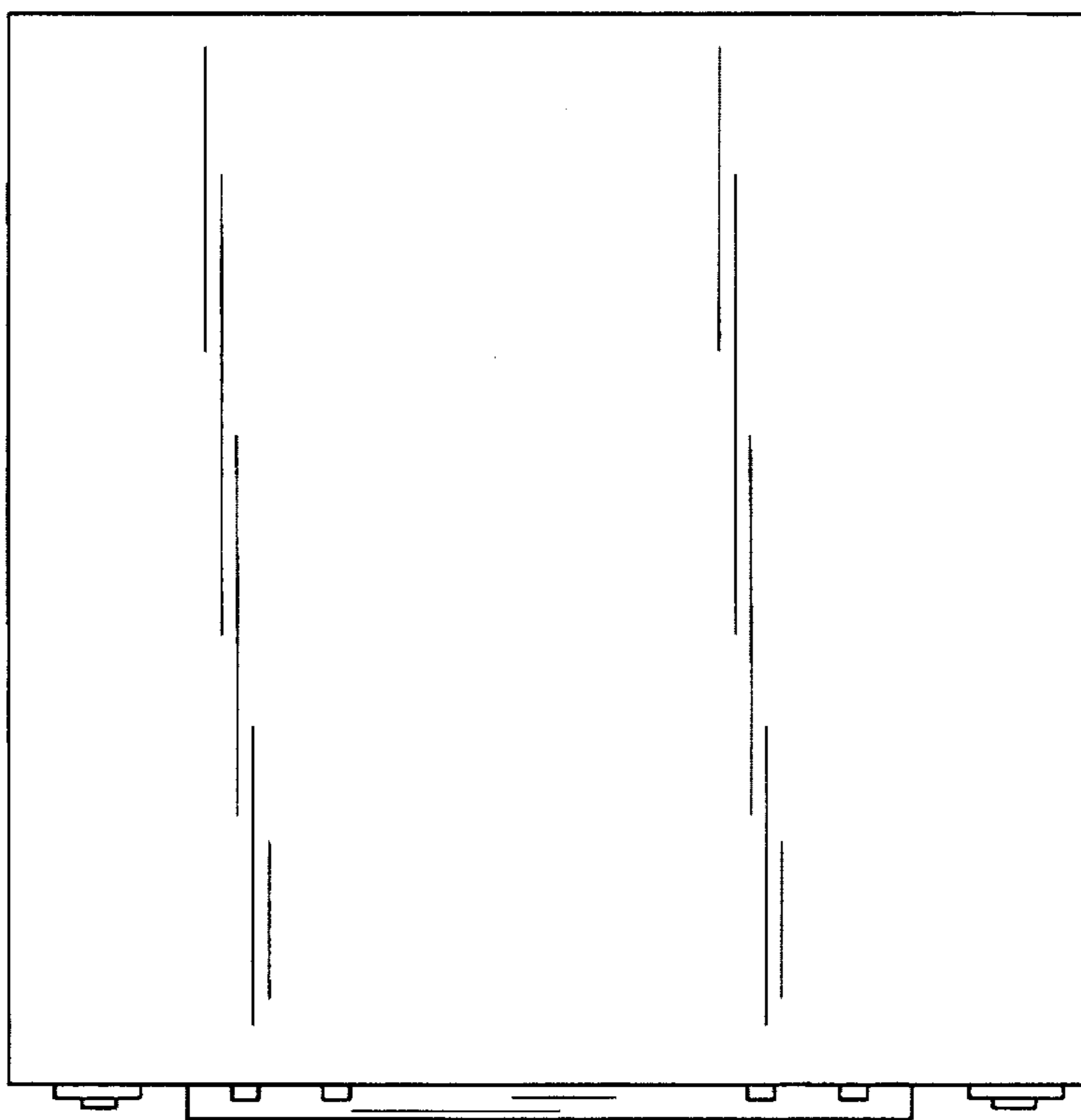


FIG. 4

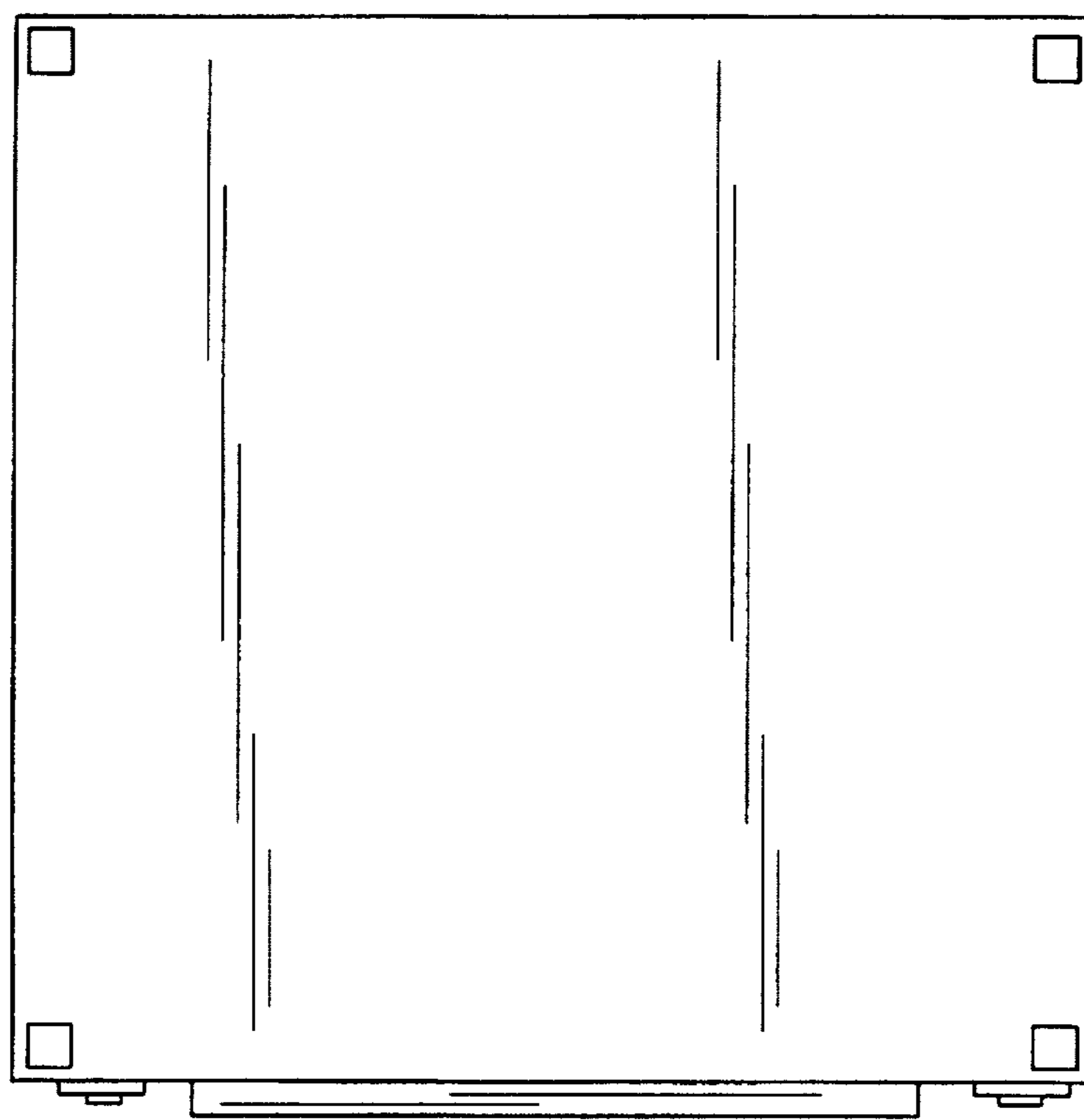


FIG. 5

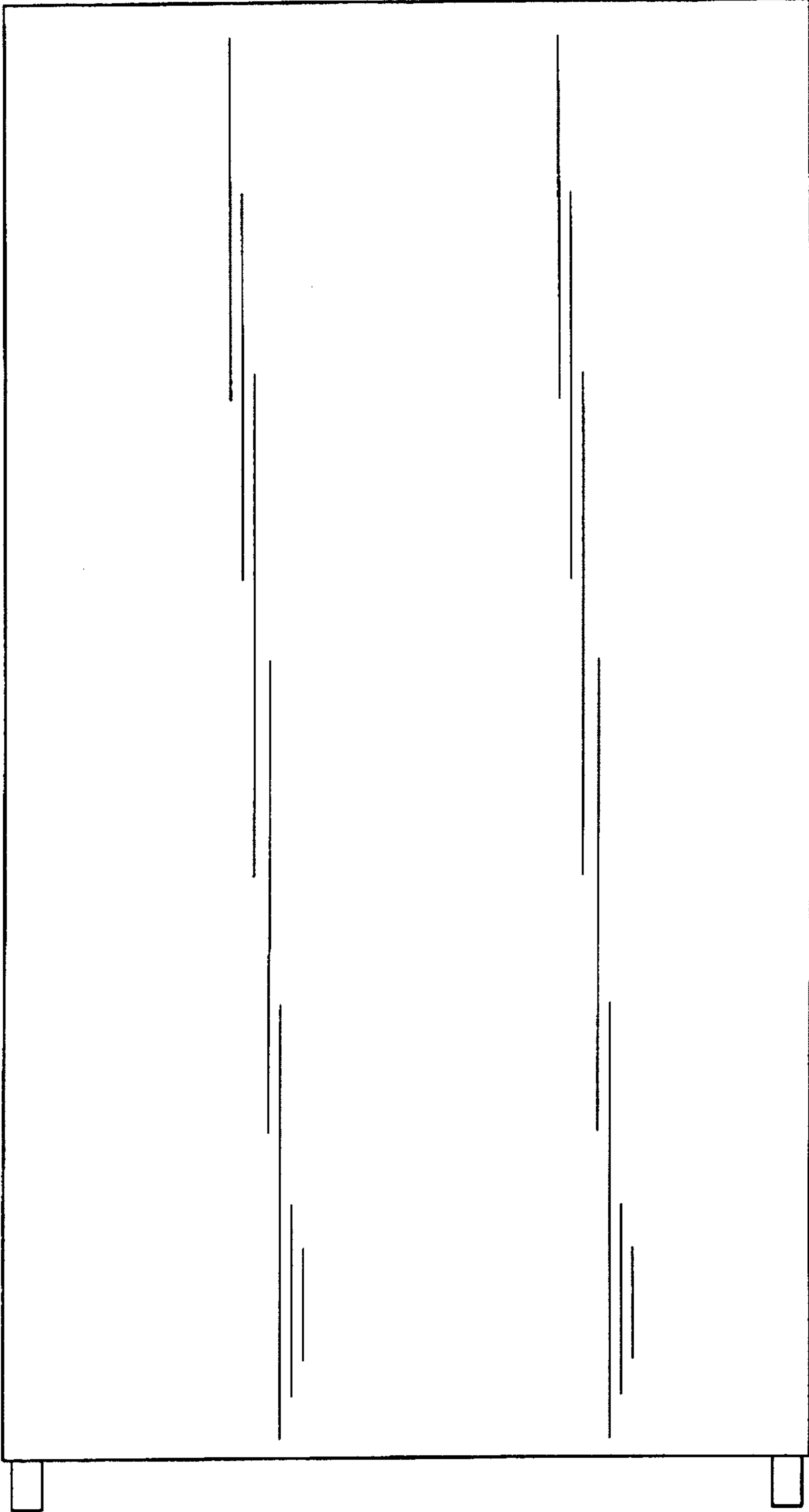


FIG. 6