



US00D390254S

**United States Patent** [19]  
**Bedol**

[11] **Patent Number: Des. 390,254**  
[45] **Date of Patent: \*\*Feb. 3, 1998**

[54] **ELECTRONIC CALCULATOR FOR RING BINDER**

D. 348,897 7/1994 Bedol ..... D18/6  
D. 369,178 4/1996 Bedol ..... D18/2 X

[76] **Inventor: Mark A. Bedol**, P.O. Box 1268,  
Claremont, Calif. 91711

*Primary Examiner*—Caron D. Veynar

[\*\*] **Term: 14 Years**

[57] **CLAIM**

The ornamental design for an electronic calculator for ring binder, as shown and described.

[21] **Appl. No.: 60,787**

**DESCRIPTION**

[22] **Filed: Oct. 7, 1996**

[51] **LOC (6) Cl. .... 18-01**

FIG. 1 is a front, left, top perspective view of an electronic calculator for ring binder, showing my new design;

[52] **U.S. Cl. .... D18/6; D10/71**

FIG. 2 is a front elevation view thereof;

[58] **Field of Search .... D18/2, 6, 7; D10/70,**

FIG. 3 is a top view thereof;

D10/71; 235/61 R; 364/705-710

FIG. 4 is a bottom view thereof;

FIG. 5 is a rear elevation view thereof;

FIG. 6 is a left side view thereof; and,

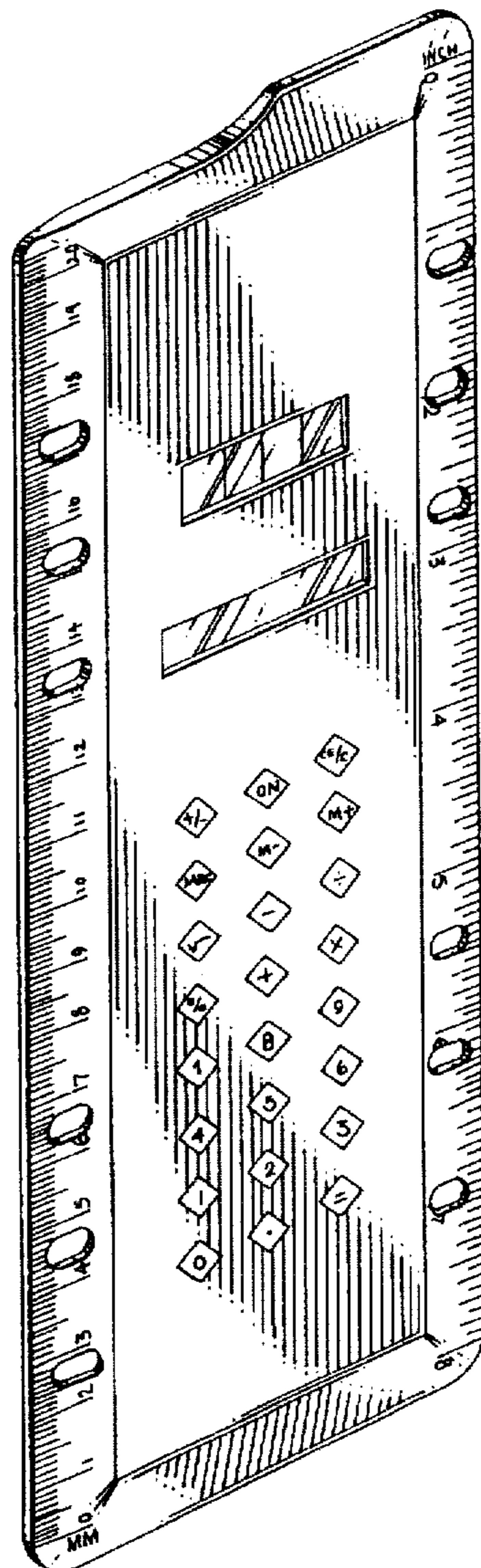
FIG. 7 is a right side view thereof.

[56] **References Cited**

**U.S. PATENT DOCUMENTS**

D. 274,439 6/1984 Sakata et al. .... D18/7  
D. 343,187 1/1994 Webb et al. .... D18/2 X

**1 Claim, 2 Drawing Sheets**



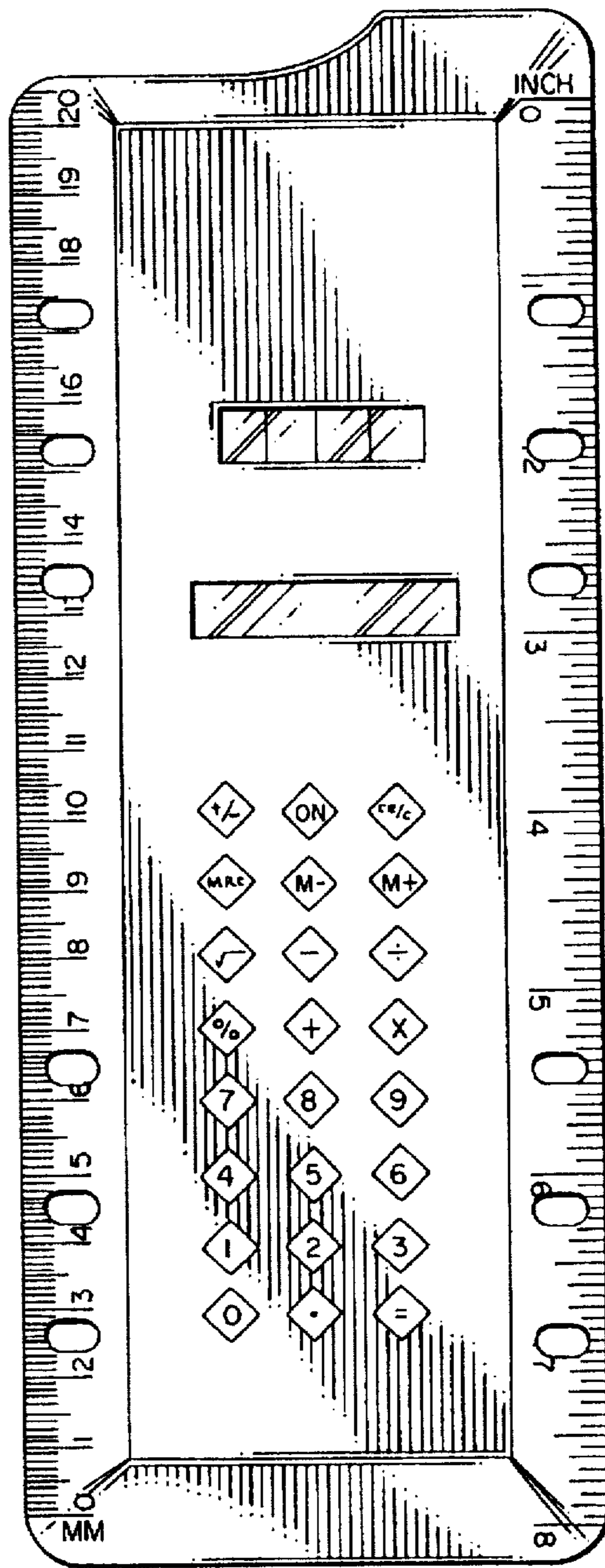
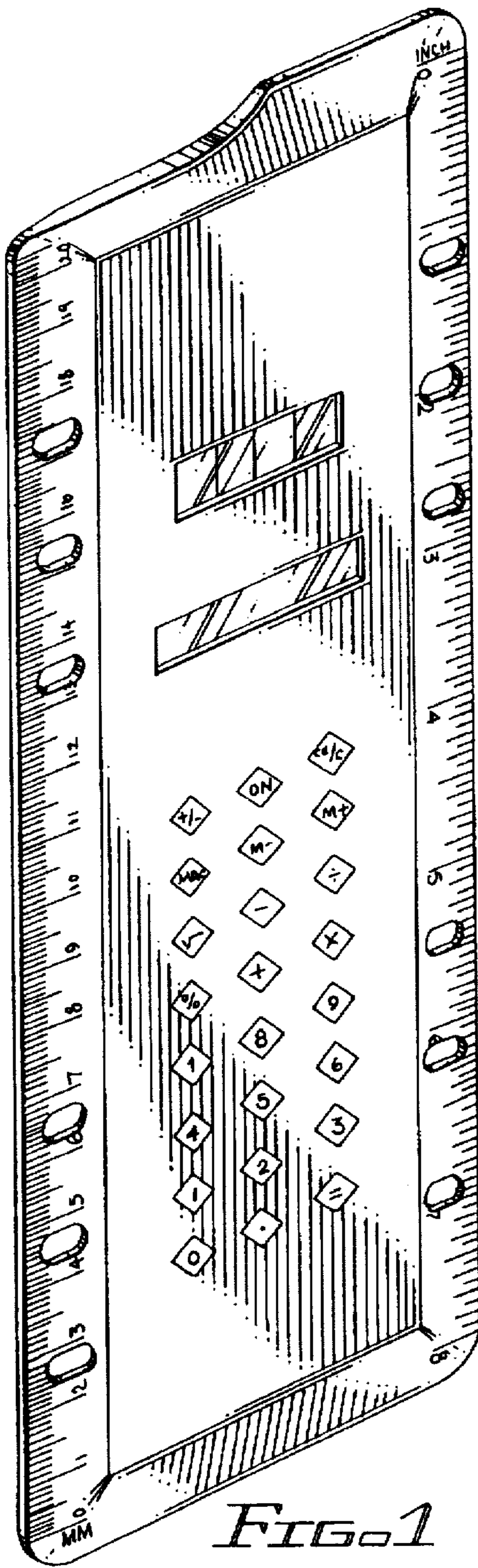
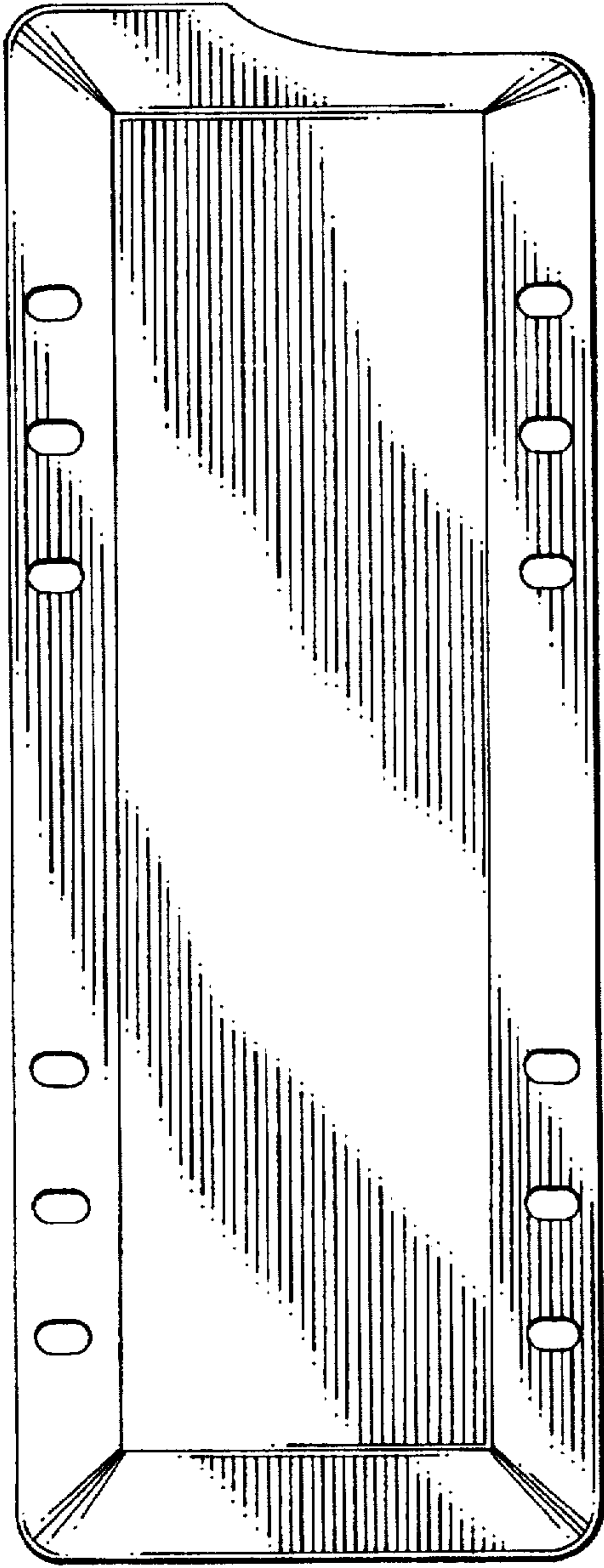


FIG. 3



FIG. 4



*FIG. 5*



*FIG. 6*



*FIG. 7*