



US00D390239S

**United States Patent** [19]

**Malin**

[11] **Patent Number:** **Des. 390,239**

[45] **Date of Patent:** **\*\*Feb. 3, 1998**

[54] **DETACHABLE DRILL BIT AND FLUTED TAP**

[76] **Inventor:** **Stephen C. Malin**, 27931 Winding Way  
West, Malibu, Calif. 90265-4458

[\*\*] **Term:** **14 Years**

[21] **Appl. No.:** **61,192**

[22] **Filed:** **Oct. 17, 1996**

[51] **LOC (6) Cl.** ..... **10-04**

[52] **U.S. Cl.** ..... **D15/139**

[58] **Field of Search** ..... **D15/139; 175/80,**  
**175/132, 426**

[56] **References Cited**

**U.S. PATENT DOCUMENTS**

4,003,442 1/1977 Bassinger ..... 175/132 X

*Primary Examiner*—Antoine Duval Davis  
*Attorney, Agent, or Firm*—Donald Diamond

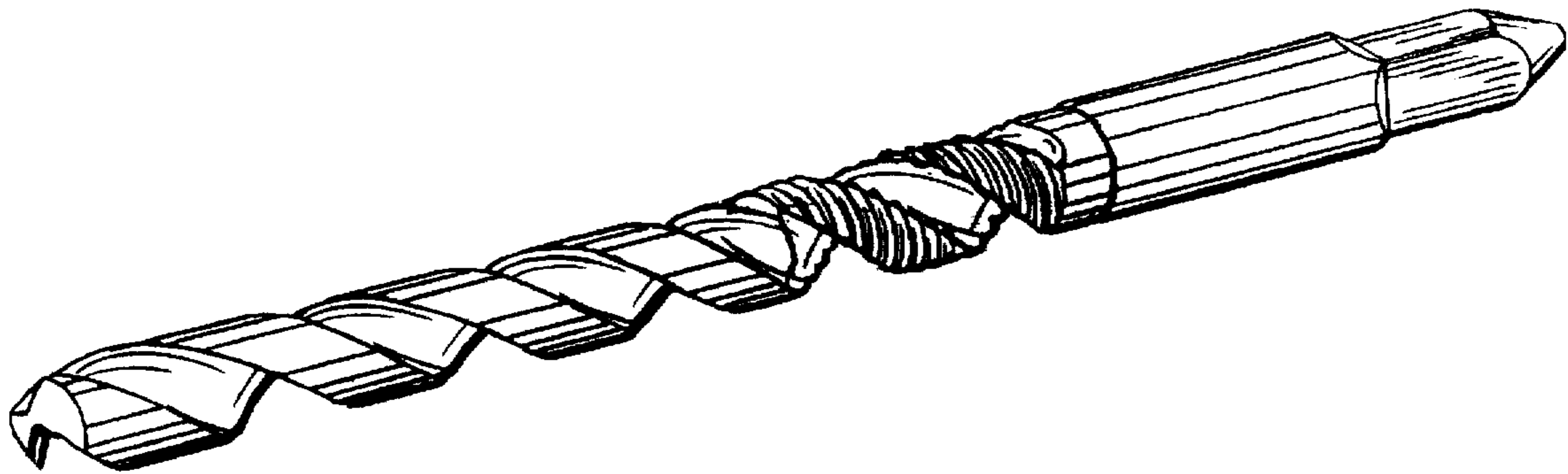
[57] **CLAIM**

The ornamental design for a detachable drill bit and fluted tap, as shown and described.

**DESCRIPTION**

FIG. 1 is a top and right side perspective view of a detachable drill bit and fluted tap showing my new design; FIG. 2 is a front elevational view thereof; FIG. 3 is a rear elevational view thereof; FIG. 4 is a right side elevational view thereof; FIG. 5 is a left side elevational view thereof; FIG. 6 is a top plan view thereof; and, FIG. 7 is a bottom plan view thereof.

**1 Claim, 1 Drawing Sheet**



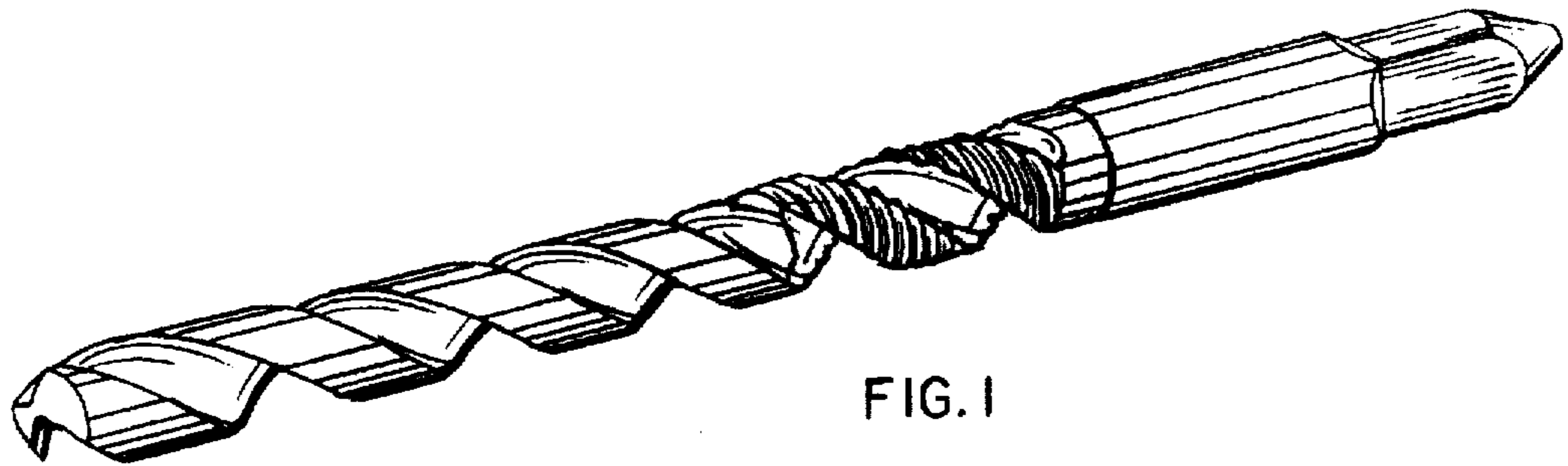


FIG. 1

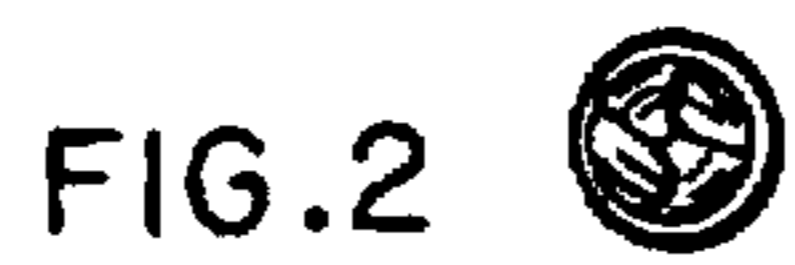


FIG. 4



FIG. 5



FIG. 6



FIG. 7