



US00D390228S

**United States Patent** [19]  
**Pasqua**

[11] **Patent Number:** **Des. 390,228**  
[45] **Date of Patent:** **\*\*Feb. 3, 1998**

[54] **PROXIMITY SENSITIVE MESSAGE DEVICE**

[76] **Inventor:** **Ray D. Pasqua**, 29 Mark Twain Dr.,  
Hamilton Square, N.J. 08690

[\*\*] **Term:** **14 Years**

[21] **Appl. No.:** **68,051**

[22] **Filed:** **Mar. 19, 1997**

[51] **LOC (6) Cl.** ..... **14-01**

[52] **U.S. Cl.** ..... **D14/167**

[58] **Field of Search** ..... **D14/124, 141,**  
**D14/160-168, 188-189, 192-198, 257,**  
**260, 299; 455/344, 347-351**

[56] **References Cited**

**U.S. PATENT DOCUMENTS**

D. 224,322 7/1972 Tupaj et al. .... D14/165  
D. 317,607 6/1991 Jemmerling ..... D14/165 X

D. 368,908 4/1996 Ikenaga ..... D14/160 X  
D. 374,871 10/1996 Taniguchi ..... D14/160 X  
D. 376,595 12/1996 Torelli ..... D14/167 X

*Primary Examiner*—Terry A. Wallace

*Assistant Examiner*—Nanda Bondade

[57] **CLAIM**

The ornamental design for a proximity sensitive message device, as shown and described.

**DESCRIPTION**

FIG. 1 is a front elevational view of the proximity sensitive message device showing my new design; FIG. 2 is a rear elevational view thereof; FIG. 3 is a right side view thereof; FIG. 4 is a left side view thereof; FIG. 5 is a top plan view thereof; and, FIG. 6 is a bottom plan view thereof.

**1 Claim, 3 Drawing Sheets**

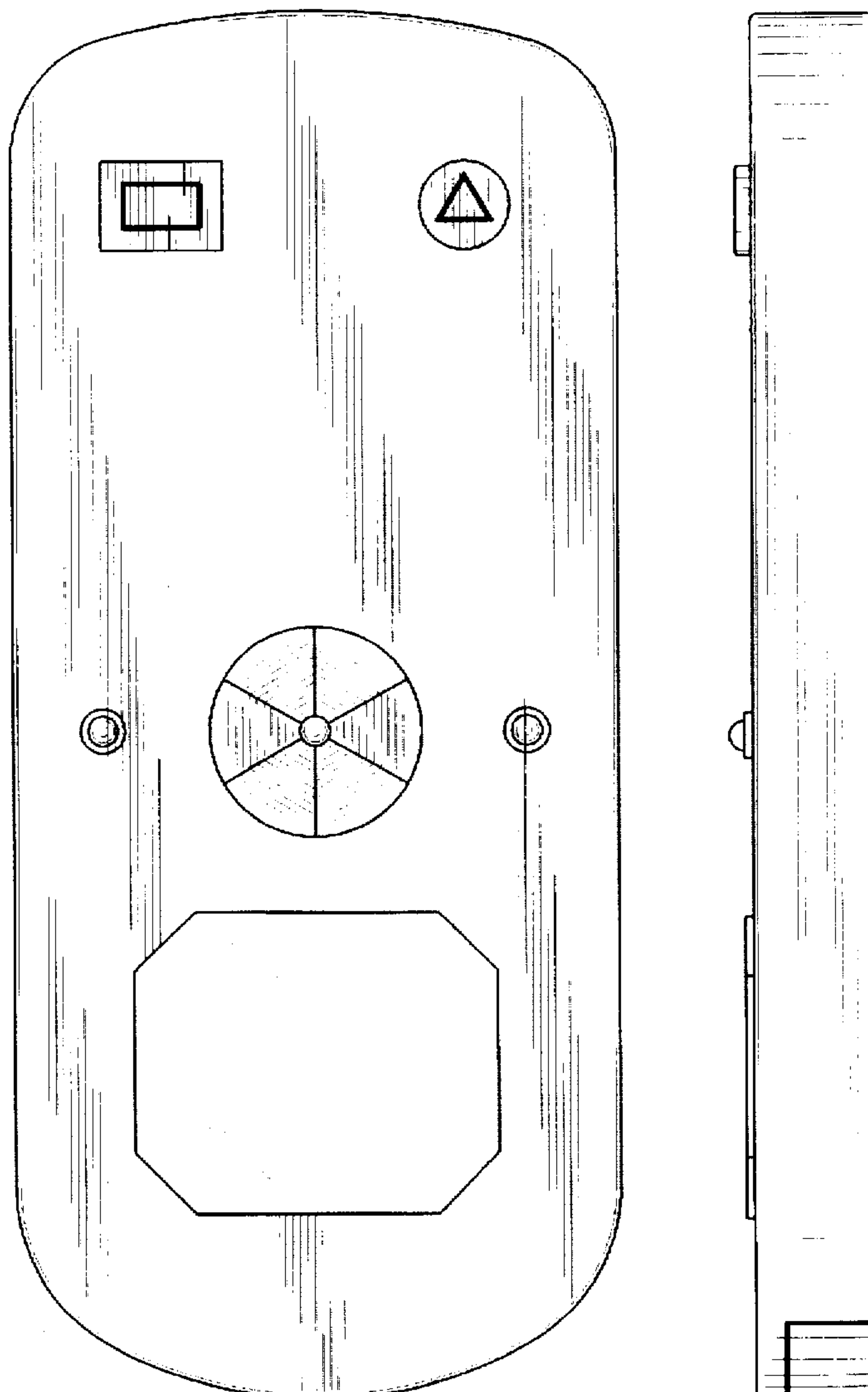


FIG. 1

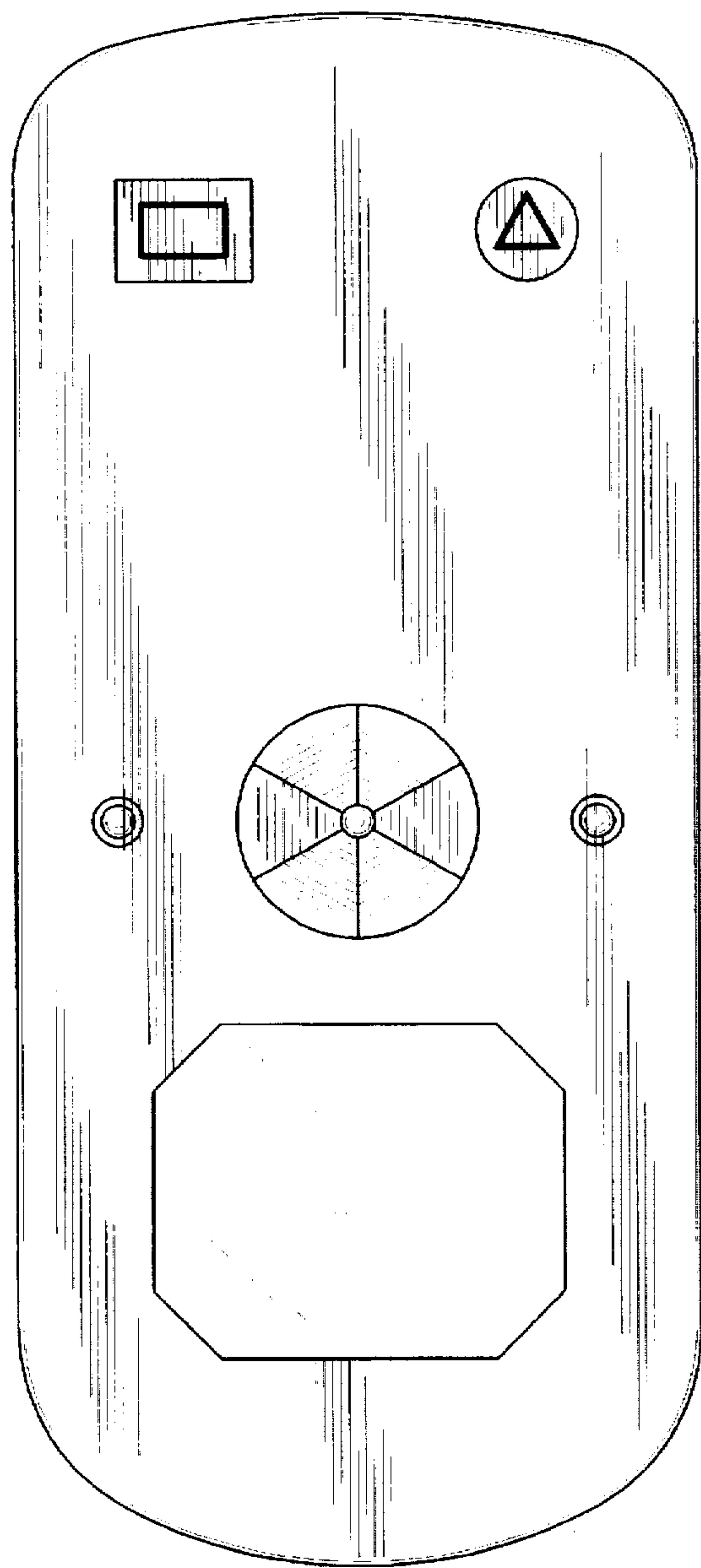


FIG. 2




FIG. 3

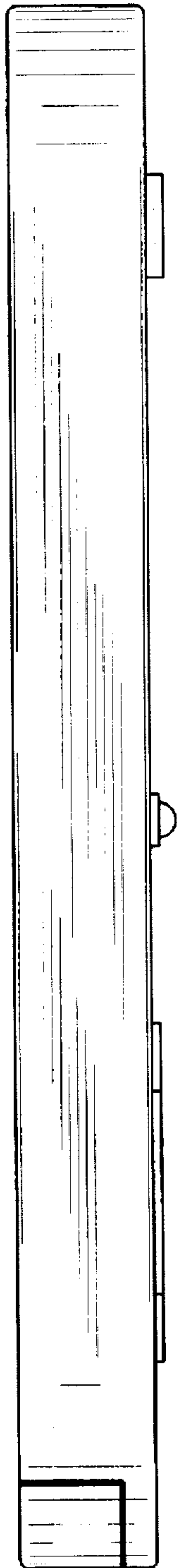
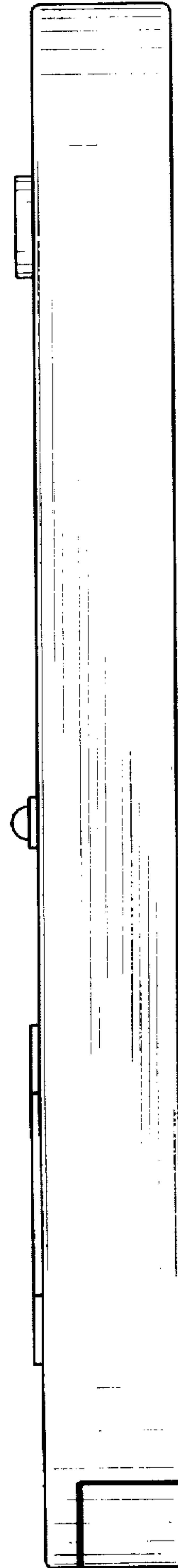



FIG. 4



*FIG. 5*



*FIG. 6*

