



US00D390224S

United States Patent [19]
DeArkland

[11] **Patent Number:** **Des. 390,224**
[45] **Date of Patent:** *****Feb. 3, 1998**

[54] **FACE PANEL FOR A COIN TELEPHONE BOX**

[76] **Inventor:** **James R. DeArkland**, 8119 Buena Fortuna, Carpinteria, Calif. 93013

[*] **Notice:** The portion of the term of this patent subsequent to Sep. 23, 2011, has been disclaimed.

[**] **Term:** **14 Years**

[21] **Appl. No.:** **60,076**

[22] **Filed:** **Sep. 20, 1996**

[51] **LOC (6) Cl.** **14-03**

[52] **U.S. Cl.** **D14/146**

[58] **Field of Search** D14/140, 142, D14/146, 240, 241, 100, 250; D25/16; D6/421; 379/146, 150, 153, 419, 420, 428, 434-436, 440, 441

[56] **References Cited**

U.S. PATENT DOCUMENTS

D. 229,836	1/1974	Wollet	D14/146
D. 337,766	7/1993	Dearkland	D14/146
D. 338,006	8/1993	Dearkland	D14/146
D. 338,886	8/1993	Dearkland	D14/146
D. 353,137	12/1994	Dearkland	D14/146

D. 355,650	2/1995	Dearkland	D14/146
D. 356,564	3/1995	Dearkland	D14/146
D. 357,914	5/1995	Dearkland	D14/146
D. 359,288	6/1995	Underwood	D14/250
5,425,088	6/1995	Dearkland	379/440 X
5,488,656	1/1996	Dearkland	379/447 X
5,509,057	4/1996	Anello et al.	379/451 X
5,524,143	6/1996	Turk et al.	379/437 X

Primary Examiner—Jeffrey Asch
Attorney, Agent, or Firm—Philip D. Junkins

[57] **CLAIM**

The ornamental design for a face panel for a coin telephone box, as shown and described.

DESCRIPTION

FIG. 1 is a front elevation view of a face panel for a coin telephone box showing my new design with the box and its lower coin return and coin storage sections, and the telephone transmitter-receiver instrument and cord, shown in broken line outline;

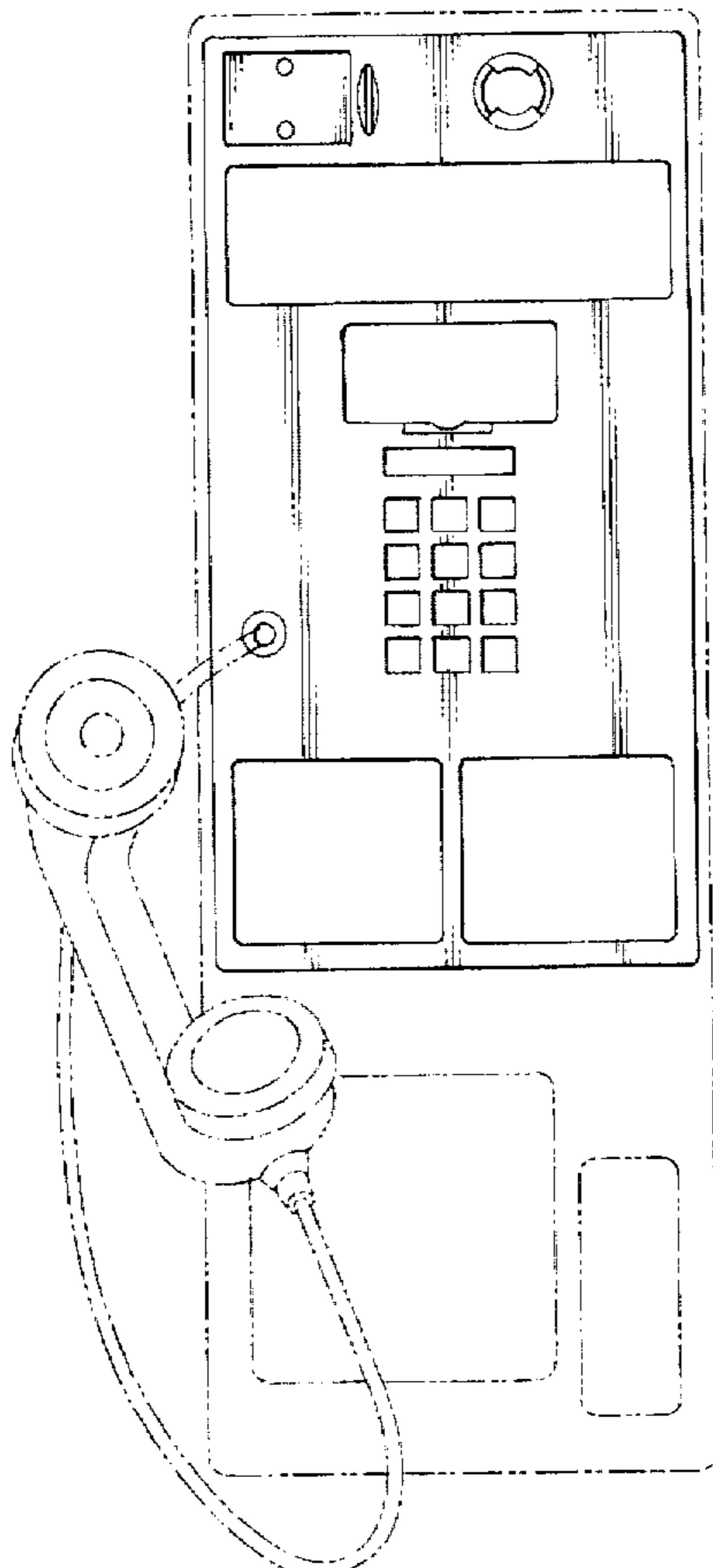
FIG. 2 is a rear elevation view thereof;

FIG. 3 is a side elevation view thereof, the opposite side being a mirror image; and,

FIG. 4 is a bottom view thereof, the top being a mirror image.

The broken line showings in FIG. 1 are for illustrative purposes only and form no part of the claimed design.

1 Claim, 1 Drawing Sheet



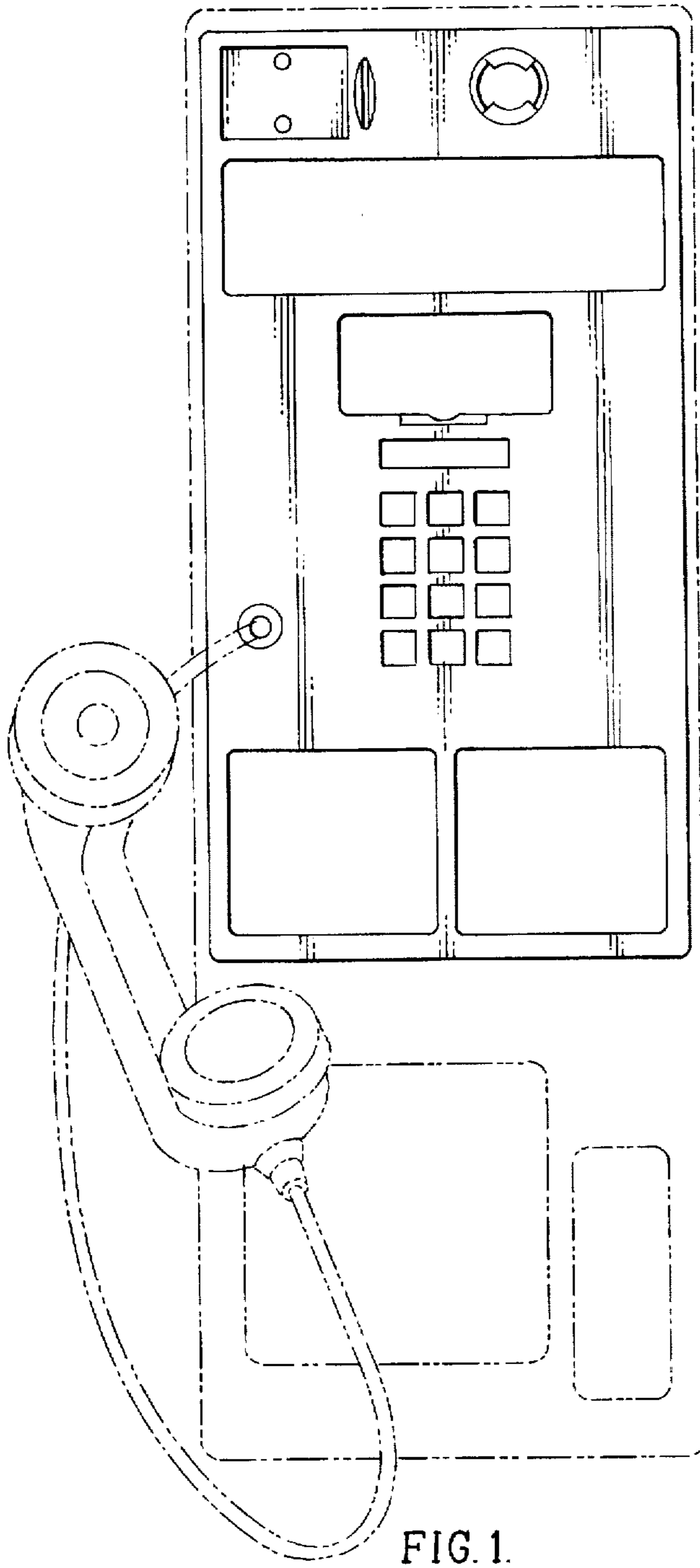


FIG. 1.



FIG. 3.

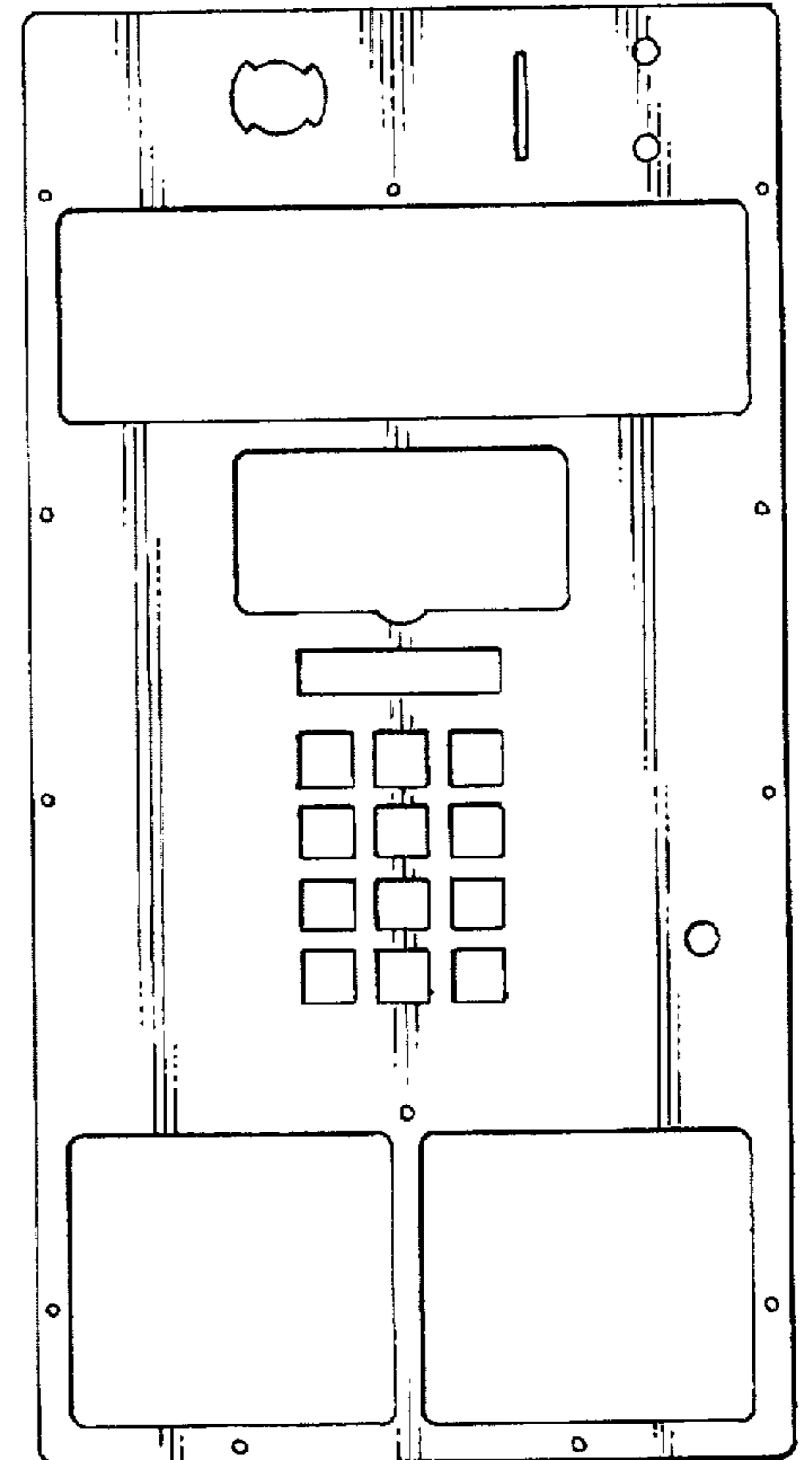


FIG. 2.



FIG. 4.