



US00D390208S

# United States Patent [19]

Tominaga et al.

[11] Patent Number: **Des. 390,208**

[45] Date of Patent: **\*\*Feb. 3, 1998**

[54] **STYLUS PEN**

D. 331,750 12/1992 Yang ..... D14/114  
D. 364,609 11/1995 Sanchez et al. .... D14/114  
D. 368,079 3/1996 Ive et al. .... D14/114

[75] Inventors: **Kazuyoshi Tominaga, Chiba; Takuma Harada, Tokyo, both of Japan**

[73] Assignee: **Seiko Instruments Information Devices, Inc., Japan**

*Primary Examiner—Kay H. Chin  
Attorney, Agent, or Firm—Adams & Wilks*

[\*\*] Term: **14 Years**

[57] **CLAIM**

[21] Appl. No.: **54,519**

The ornamental design for a stylus pen, as shown and described.

[22] Filed: **May 16, 1996**

**DESCRIPTION**

[30] **Foreign Application Priority Data**

Nov. 17, 1995 [JP] Japan ..... 7-034794

FIG. 1 is a front elevational view of a stylus pen showing our new design;

[51] **LOC (6) Cl.** ..... **14-02**

FIG. 2 is a rear elevational view thereof;

[52] **U.S. Cl.** ..... **D14/114; D19/49**

FIG. 3 is a top plan view thereof;

[58] **Field of Search** ..... D14/114, 116;  
D19/36, 44-49; D26/37, 45, 50; 345/166,  
157; 74/471; 273/148 B; D21/48

FIG. 4 is a bottom plan view thereof;

FIG. 5 is a left side elevational view thereof; and,

FIG. 6 is a right side elevational view thereof.

[56] **References Cited**

**U.S. PATENT DOCUMENTS**

D. 327,476 6/1992 Valls et al. .... D14/114

**1 Claim, 1 Drawing Sheet**




FIG. 3



FIG. 4



FIG. 5

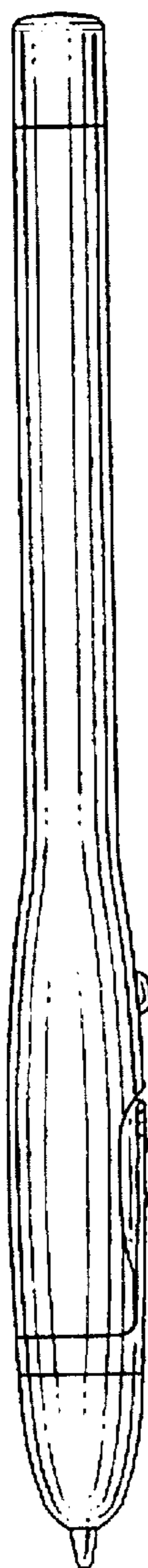


FIG. 1




FIG. 6




FIG. 2

