



US00D390190S

United States Patent [19]
Stekelenburg

[11] **Patent Number: Des. 390,190**
[45] **Date of Patent: **Feb. 3, 1998**

[54] **SOCKET FOR AN EXTENSION CORD**

[75] **Inventor: Albert Stekelenburg, Taipei, Taiwan**

[73] **Assignee: All Line Inc., Taipei, Taiwan**

[**] **Term: 14 Years**

[21] **Appl. No.: 60,601**

[22] **Filed: Oct. 2, 1996**

[51] **LOC (6) Cl. 13-03**

[52] **U.S. Cl. D13/142; D13/160**

[58] **Field of Search D13/142, 143,
D13/160; 439/502, 527, 649-652; 361/56,
111**

[56] **References Cited**

U.S. PATENT DOCUMENTS

- D. 284,758 7/1986 Maloney D13/142
- D. 352,273 11/1994 Fladung D13/142

OTHER PUBLICATIONS

Hardware Age, Surge Protector, p. 55, Feb. 1987.

Primary Examiner—Alan P. Douglas

Assistant Examiner—Lavone D. Tabor

Attorney, Agent, or Firm—Bacon & Thomas

[57] **CLAIM**

The ornamental design for a socket for an extension cord, as shown and described.

DESCRIPTION

FIG. 1 is a top plan view of a socket for an extension cord, showing my new design;

FIG. 2 is a front view thereof;

FIG. 3 is a right side elevational view thereof;

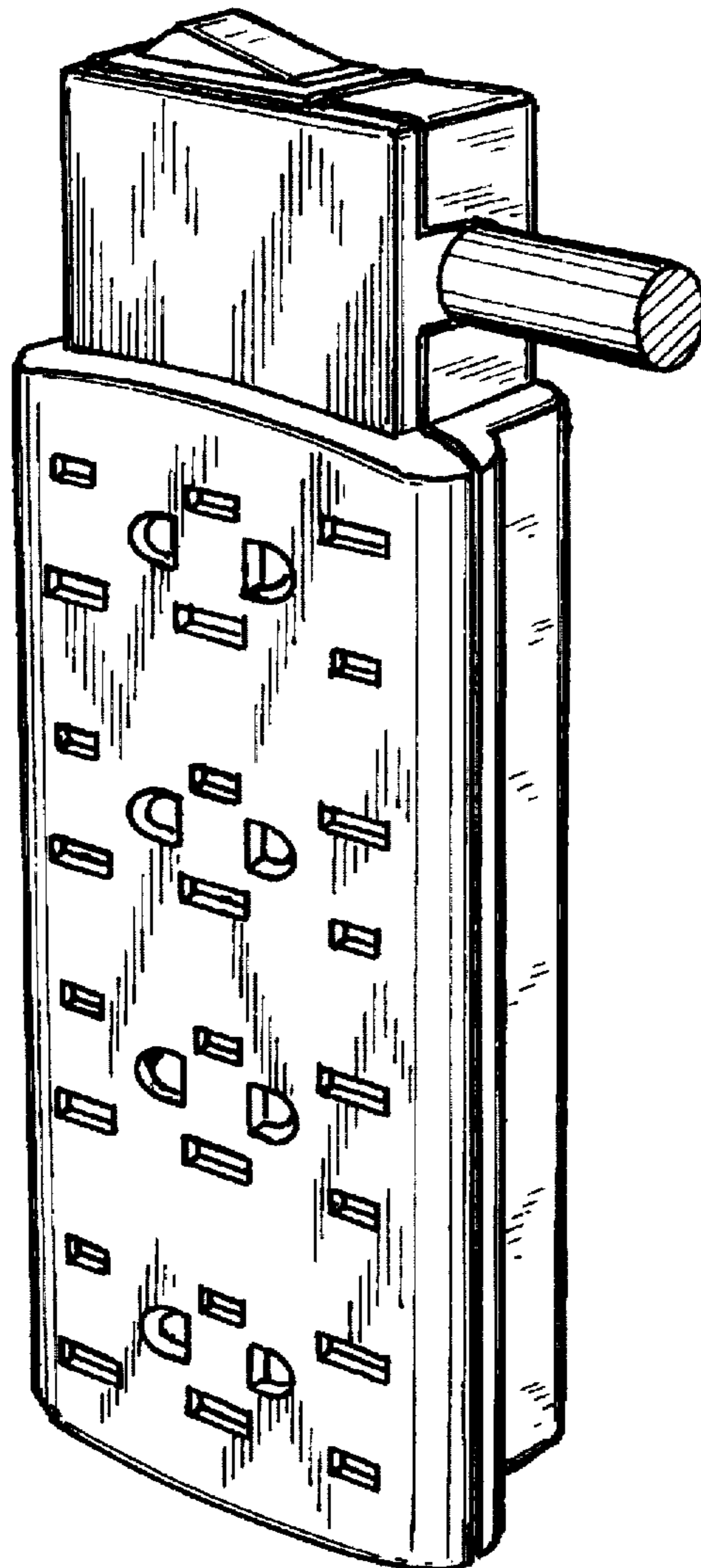
FIG. 4 is a bottom plan view thereof;

FIG. 5 is a left side elevational view thereof;

FIG. 6 is a rear elevational view thereof; and,

FIG. 7 is a perspective view thereof.

1 Claim, 3 Drawing Sheets






FIG. 1

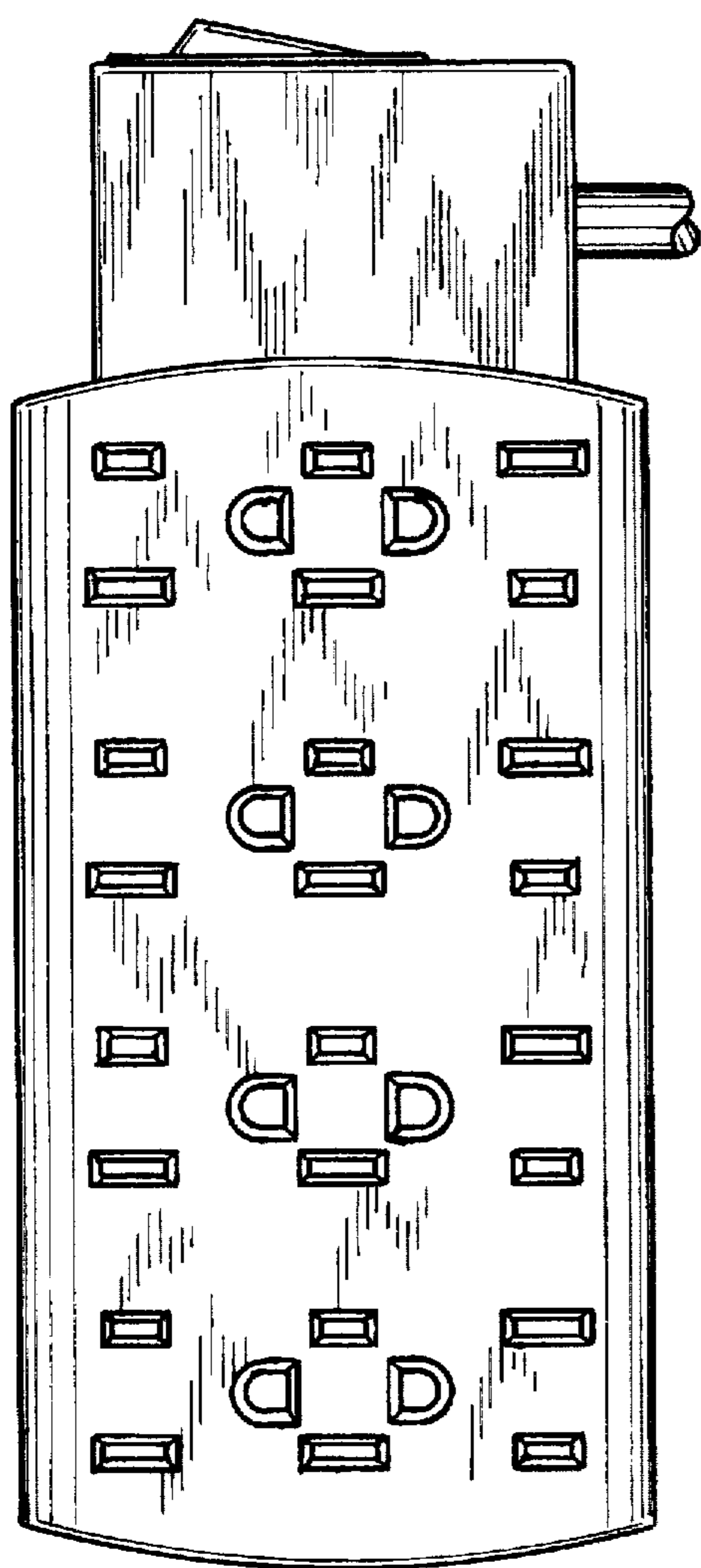


FIG. 2




FIG. 3

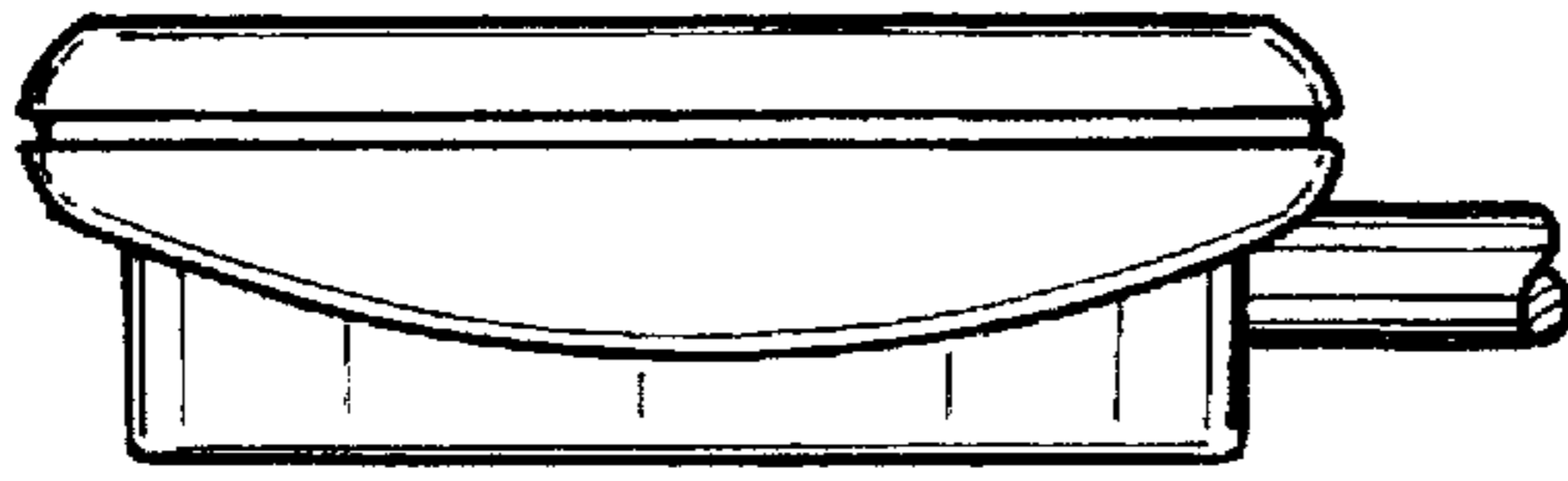


FIG. 4

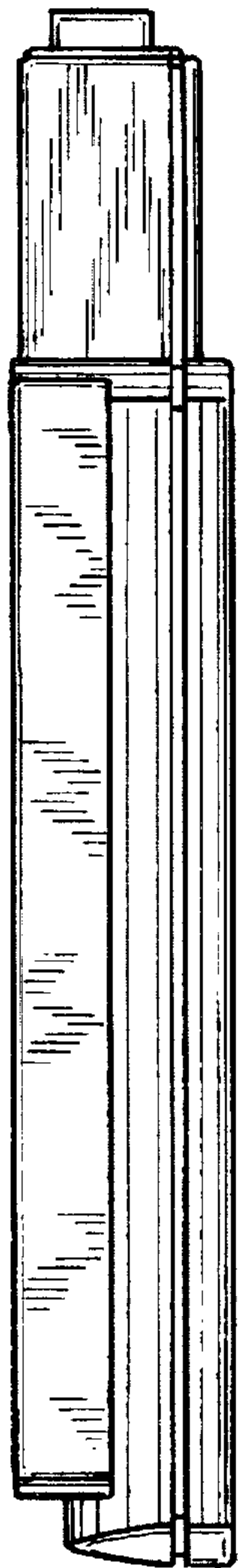


FIG. 5




FIG. 6




FIG. 7