



US00D390169S

United States Patent [19]
Maxwell

[11] **Patent Number:** **Des. 390,169**
[45] **Date of Patent:** ****Feb. 3, 1998**

[54] **TIRE TREAD**

[75] **Inventor:** **Paul Bryan Maxwell**, Munroe Falls, Ohio

[73] **Assignee:** **The Goodyear Tire & Rubber Company**, Akron, Ohio

[**] **Term:** **14 Years**

[21] **Appl. No.:** **67,760**

[22] **Filed:** **Feb. 3, 1997**

[51] **LOC (6) Cl.** **12-15**

[52] **U.S. Cl.** **D12/136**

[58] **Field of Search** **D12/136, 138, D12/139, 140-151; 152/209 A, 209 B, 209 D**

[56] **References Cited**

U.S. PATENT DOCUMENTS

D. 243,941	4/1977	Koepfel	D12/146
D. 304,704	11/1989	Fujiki	D12/146
D. 309,443	7/1990	Minamitani	D12/151
D. 310,647	9/1990	Monta	D12/146
D. 316,691	5/1991	Fujiki	D12/146

OTHER PUBLICATIONS

Dick Cepek Quiet Giant Tire, 1996 Tread Design Guide, p. 90, Jan. 1996.

Primary Examiner—James Gandy
Assistant Examiner—Robert M. Spear
Attorney, Agent, or Firm—T P Lewandowski

[57] **CLAIM**

The ornamental design for a tire tread, as shown and described.

DESCRIPTION

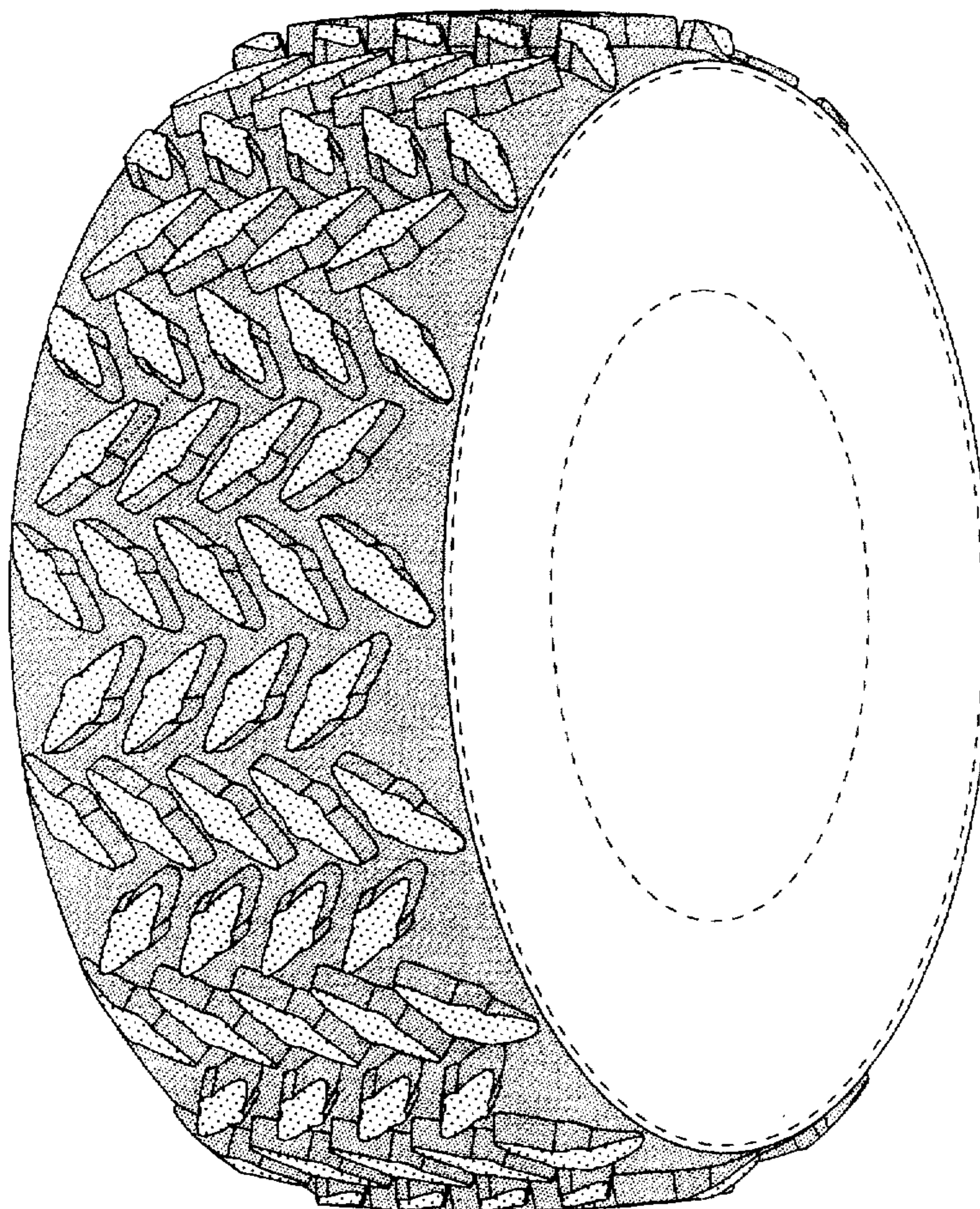
FIG. 1 is a perspective view of a tire tread, it being understood that the pattern repeats uniformly throughout the circumference of the tread;

FIG. 2 is a front elevational view thereof; and,

FIG. 3 is a side elevational view thereof, the opposite side elevational view being identical thereto.

In the drawings, the broken lines defining the inner bead of the sidewall and the peripheral boundary between the tire tread and the sidewall are for illustrative purposes only and form no part of the claimed design.

1 Claim, 3 Drawing Sheets



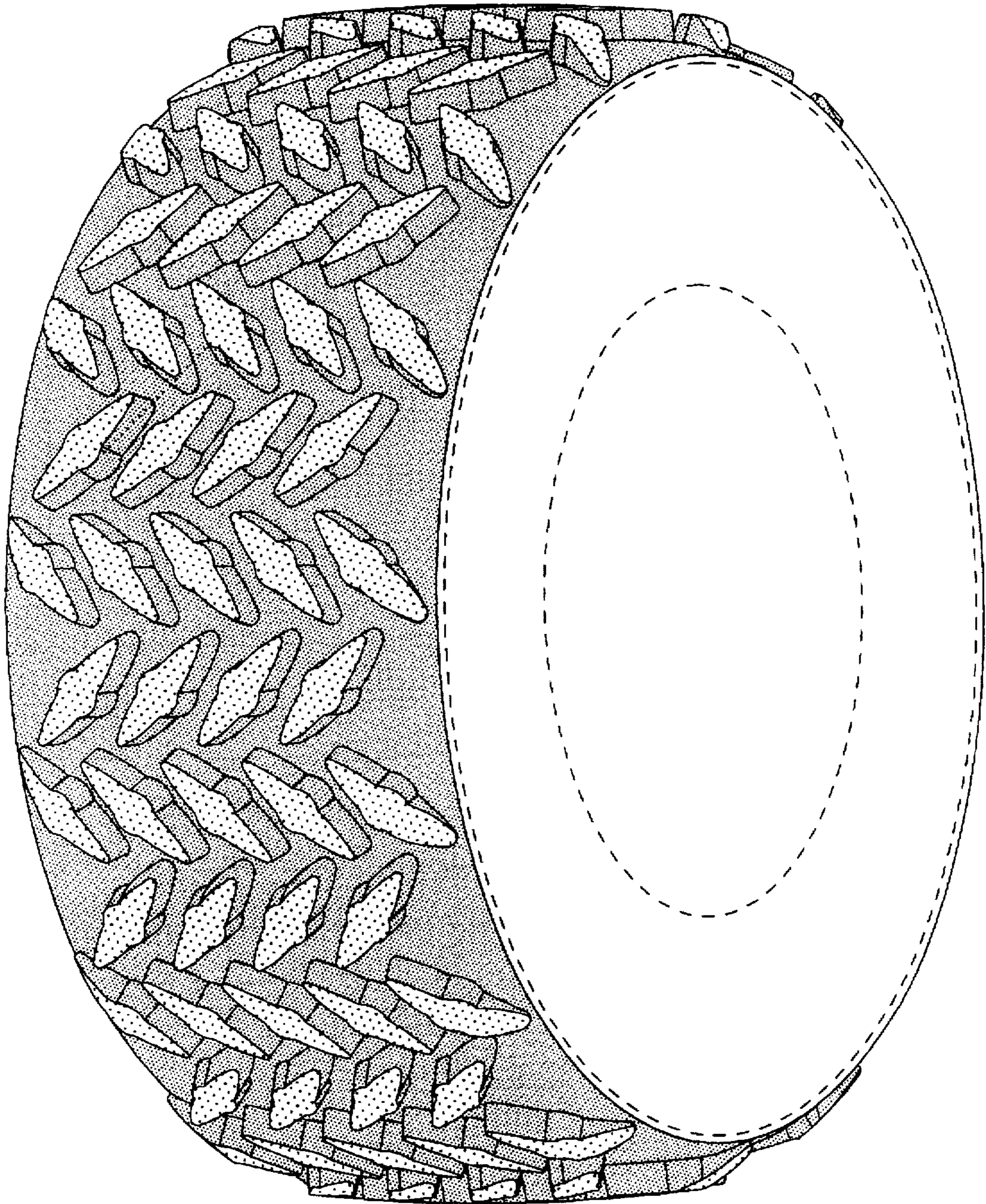


FIG-1




FIG-2

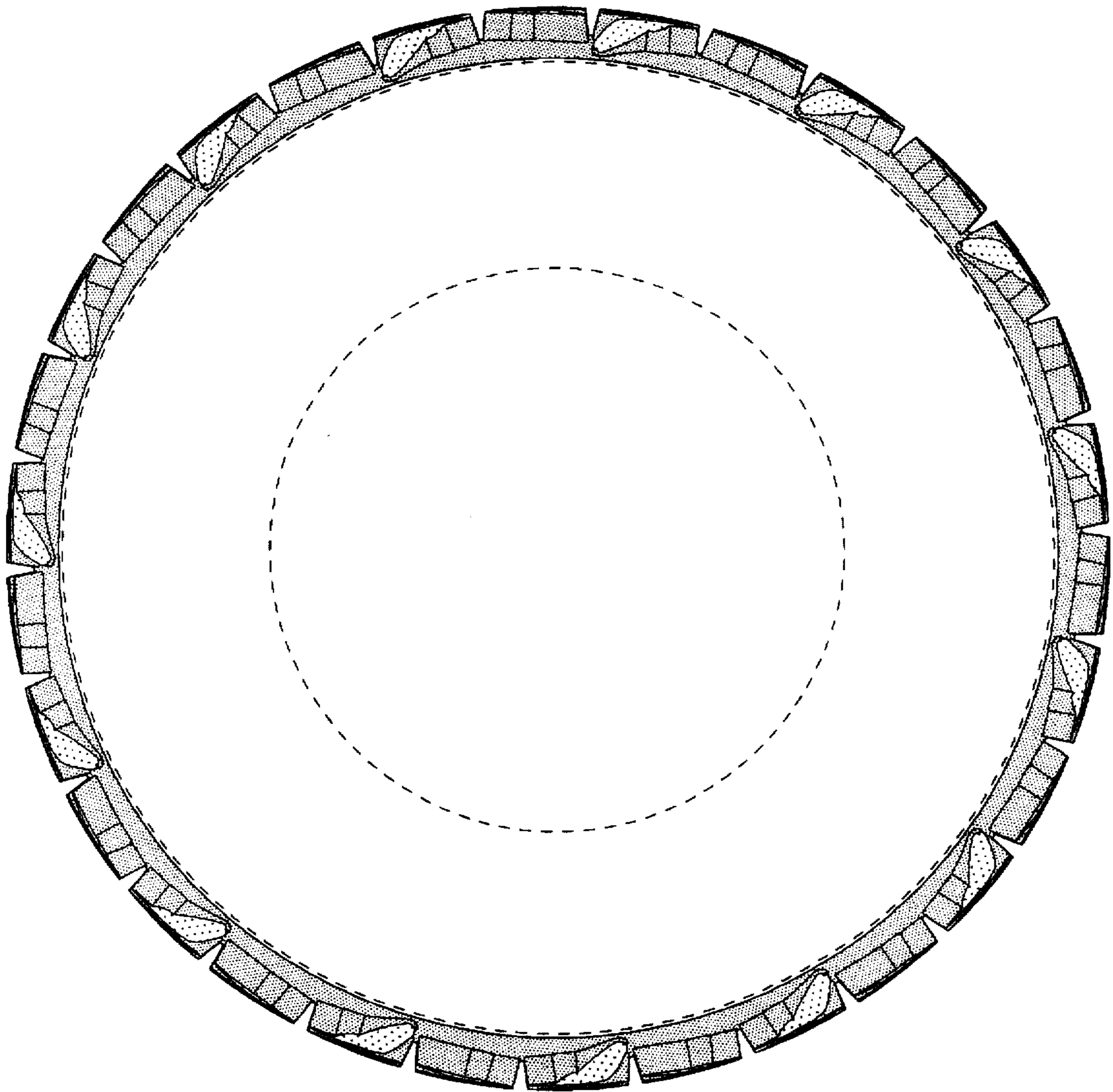


FIG-3