



US00D390154S

United States Patent [19] Gusky

[11] Patent Number: Des. 390,154

[45] Date of Patent: **Feb. 3, 1998

[54] JEWELRY PENDANT

[75] Inventor: Michael Gusky, Fort Lauderdale, Fla.

[73] Assignee: Aurafin Corporation, Sunrise, Fla.

[**] Term: 14 Years

[21] Appl. No.: 64,260

[22] Filed: Oct. 11, 1996

Related U.S. Application Data

[62] Division of Ser. No. 47,769, Dec. 12, 1995.

[51] LOC (6) Cl. 11-01

[52] U.S. Cl. D11/81

[58] Field of Search D11/1-2, 6-8,
D11/40-48, 61, 79-116; 63/1.1, 2, 3, 18,
20; 59/79.2

[56] References Cited

U.S. PATENT DOCUMENTS

D. 235,913	7/1975	Cipullo	D11/81
311,722	2/1885	Cottle	59/79.2
D. 344,687	3/1994	Nikolai	D11/6
D. 355,144	2/1995	Cord	D11/81
470,601	9/1892	Thibault	59/79.2

Primary Examiner—Ralf Seifert
Attorney, Agent, or Firm—Malin, Haley, DiMaggio & Crosby

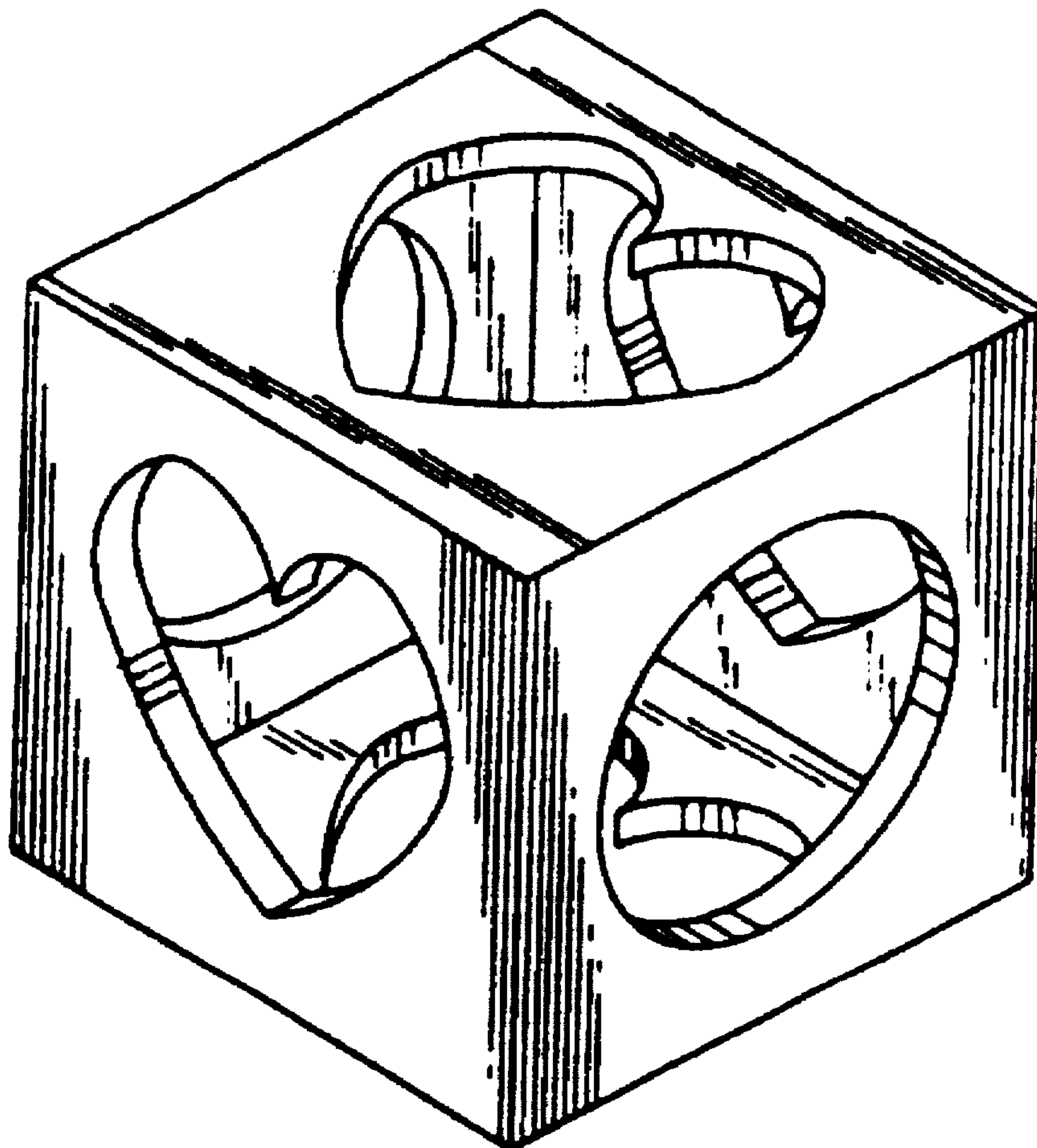
[57] CLAIM

The ornamental design of the jewelry pendant, as shown and described.

DESCRIPTION

FIG. 1 is a front elevational view of a jewelry pendant showing my new design;
 FIG. 2 is a front elevational view of a jewelry pendant showing a second embodiment of my new design;
 FIG. 3 is a front elevational view of a jewelry pendant showing a third embodiment my new design;
 FIG. 4 is a front elevational view of a jewelry pendant showing a fourth embodiment my new design;
 FIG. 5 is a perspective view of FIG. 1, the opposite side view being the same;
 FIG. 6 is a perspective view of FIG. 2, the opposite side view being the same;
 FIG. 7 is a perspective view of FIG. 3, the opposite side view being the same; and,
 FIG. 8 is a perspective view of FIG. 4, the opposite side view being the same.

1 Claim, 2 Drawing Sheets






Fig. 1




Fig. 2




Fig. 3




Fig. 4

Fig. 6

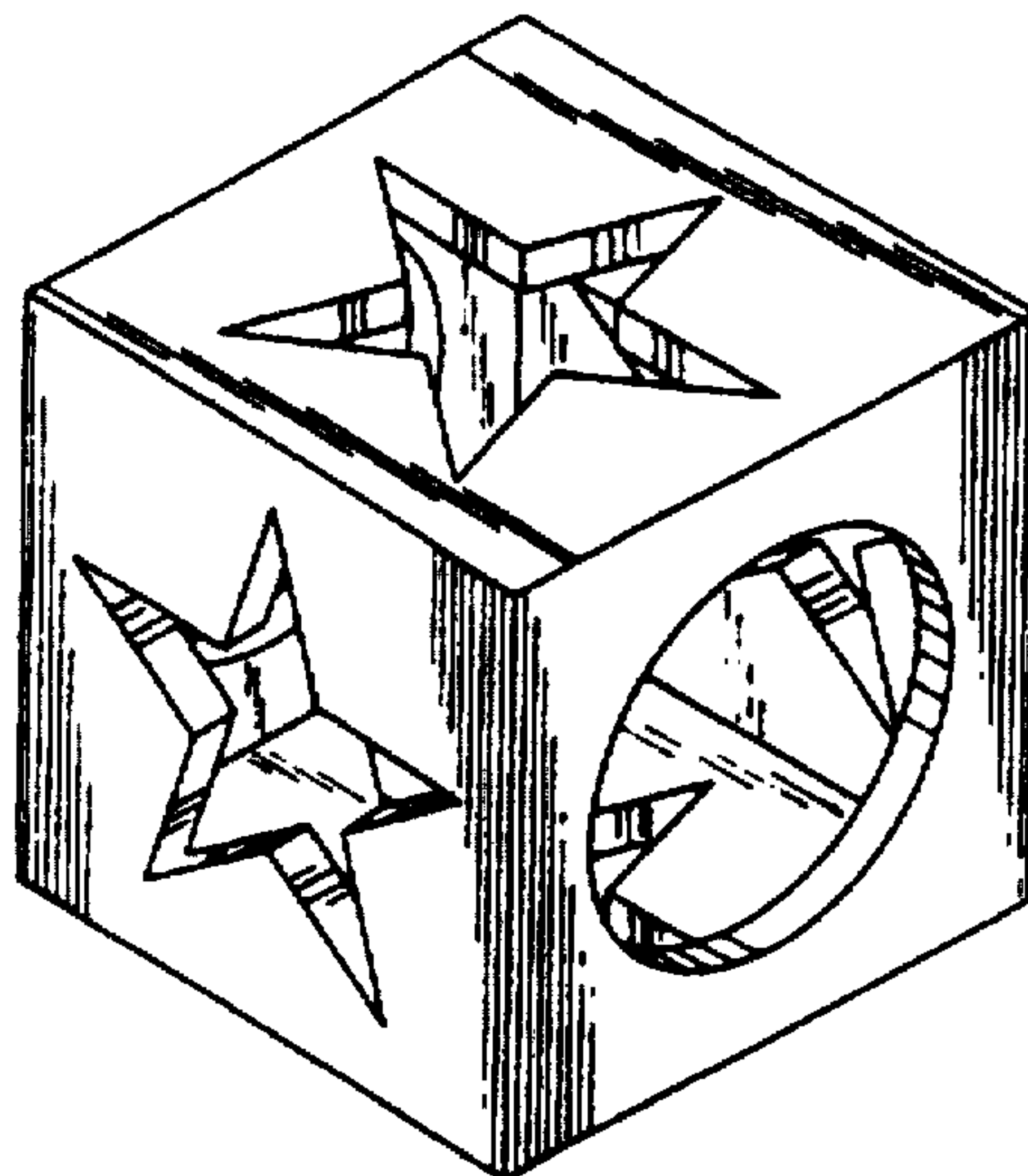


Fig. 5

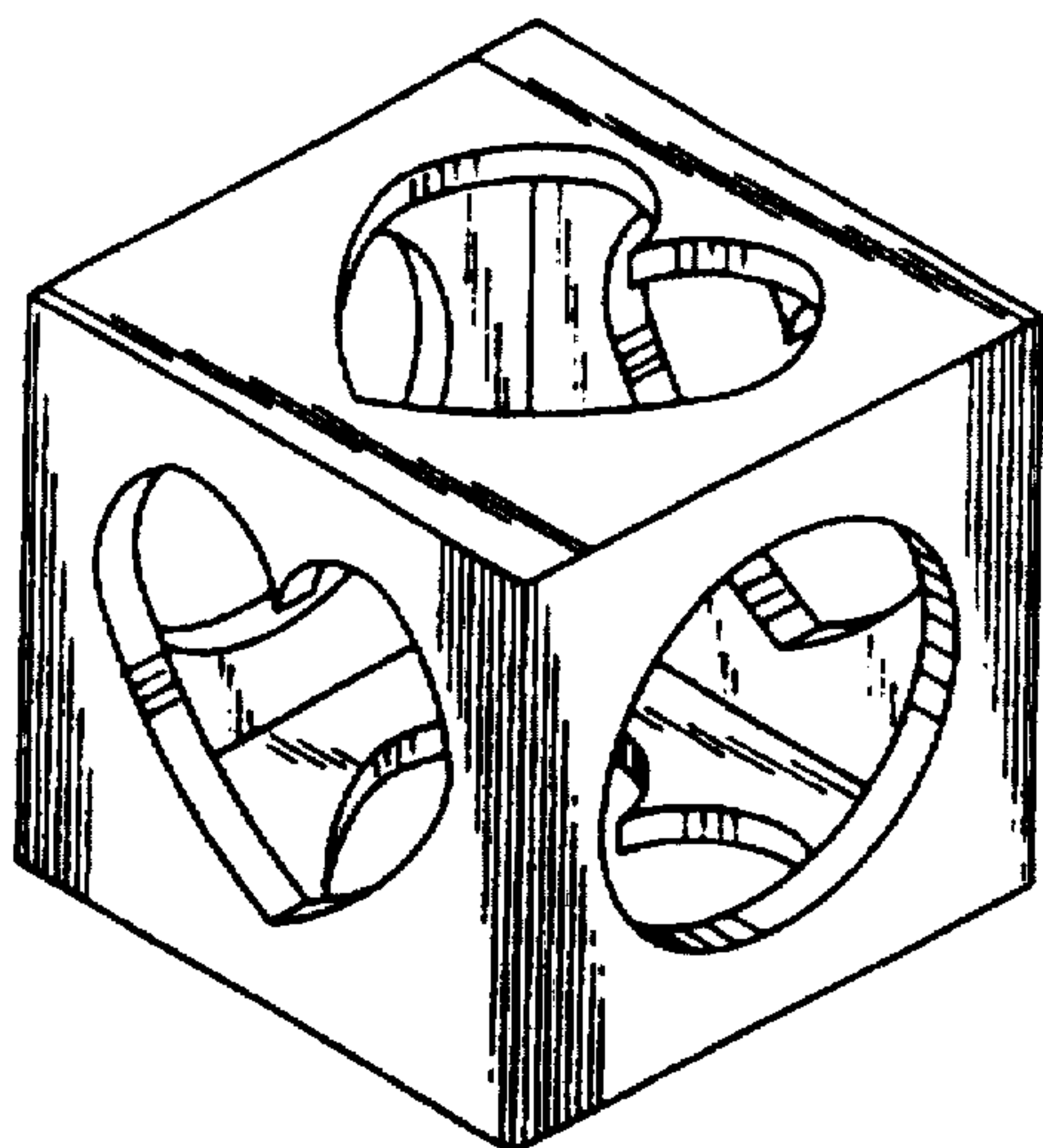


Fig. 7

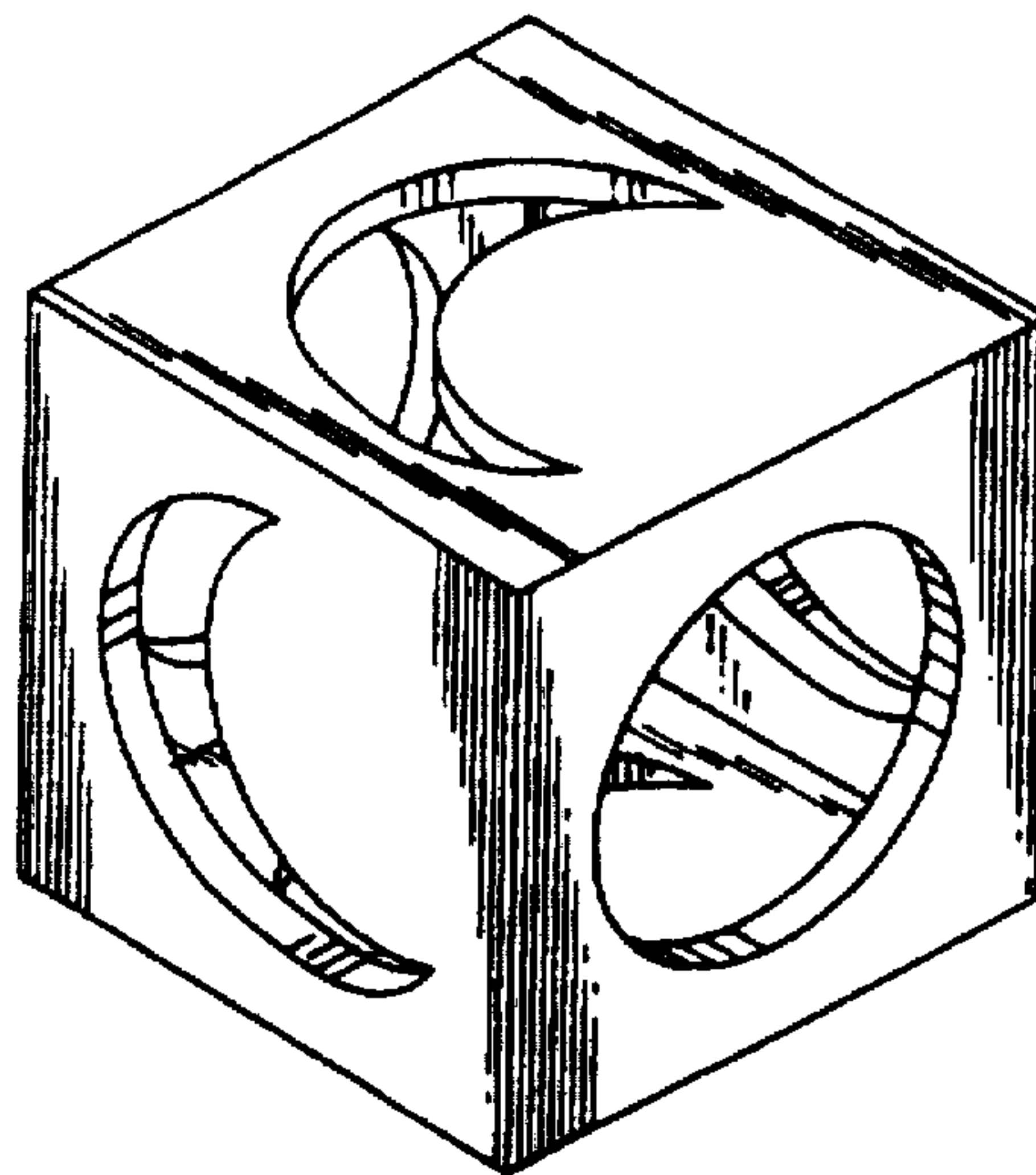


Fig. 8

