



US00D390150S

United States Patent [19]

Wein

[11] Patent Number: **Des. 390,150**

[45] Date of Patent: ****Feb. 3, 1998**

[54] RING

[75] Inventor: **Joseph H. Wein**, 871 Fairview Rd., Highland Park, Ill. 60035

[73] Assignee: **Joseph H. Wein**, Highland Park, Ill.

[**] Term: **14 Years**

[21] Appl. No.: **60,290**

[22] Filed: **Sep. 10, 1996**

D. 75,797	7/1928	Jaffe	D11/38
D. 89,031	1/1933	Ball et al.	D11/37
D. 124,332	12/1940	Reiter	D11/37
D. 234,000	12/1974	Grun	D11/38

Primary Examiner—Doris V. Coles
Assistant Examiner—Catherine R. Oliver
Attorney, Agent, or Firm—Wallenstein & Wagner, Ltd.

[57] CLAIM

The ornamental design for a ring, as shown and described.

Related U.S. Application Data

[62] Division of Ser. No. 52,398, Mar. 29, 1996.

[51] LOC (6) Cl. **11-01**

[52] U.S. Cl. **D11/37**

[58] Field of Search D11/26, 30, 36,
D11/37, 38, 39; 63/15, 15.1, 15.5

DESCRIPTION

FIG. 1 is a top perspective view of a ring showing my new design;

FIG. 2 is a side elevation view of the ring of FIG. 1, with the front, rear and other side elevation views being identical; and,

FIG. 3 is a top plan view of the ring of FIGS. 1 and 2, with the bottom plan view being identical.

[56] References Cited

U.S. PATENT DOCUMENTS

D. 17,906 11/1887 Bryant D11/39 X

1 Claim, 1 Drawing Sheet




FIG. 1

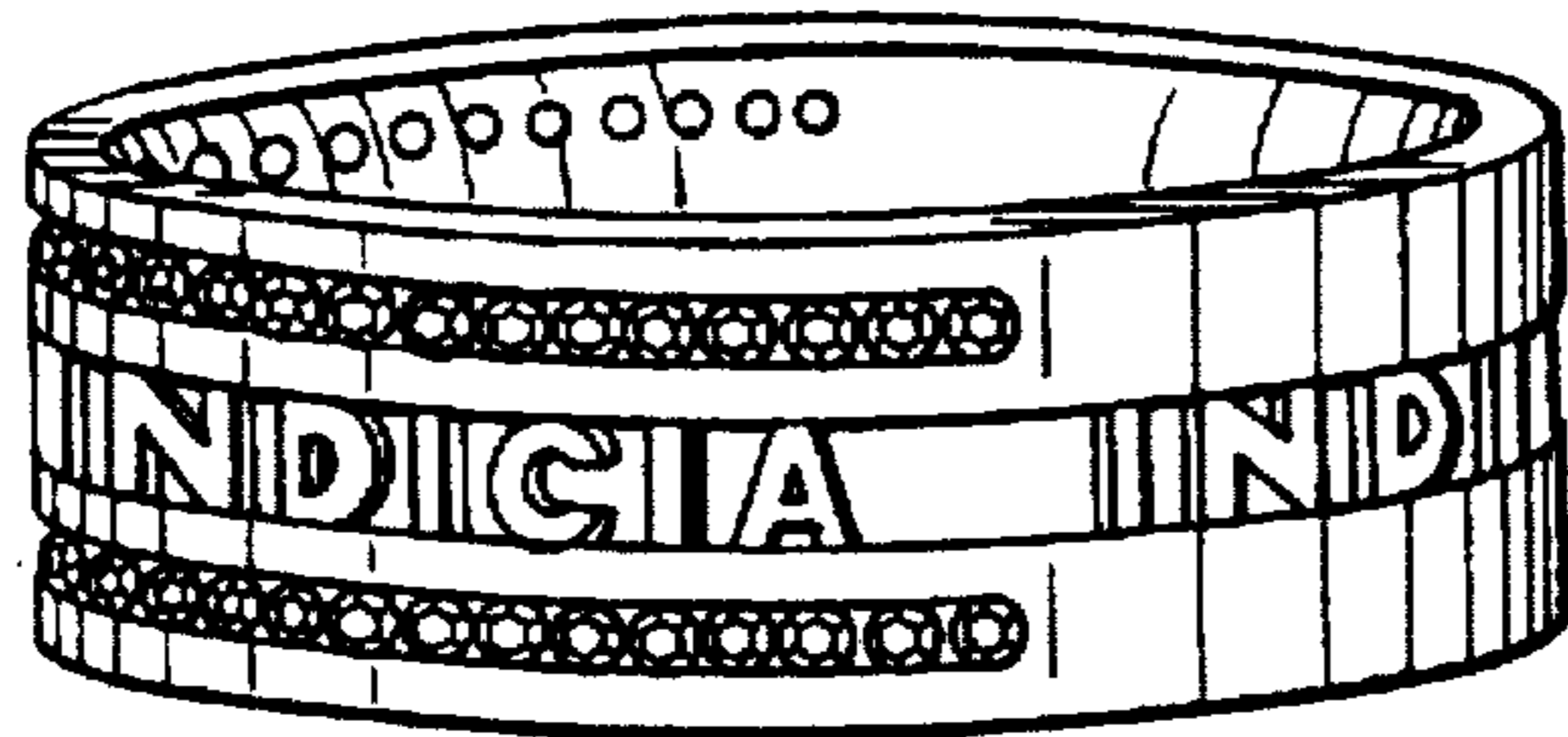


FIG. 2




FIG. 3

