



US00D390149S

United States Patent [19]
Shenhav

[11] **Patent Number:** **Des. 390,149**
[45] **Date of Patent:** ****Feb. 3, 1998**

[54] **COMBINED PENDANT AND NECKLACE**

[75] **Inventor:** **Eran Shenhav, Teich, Germany**

[73] **Assignee:** **Feeling The Collection
Schmuckwaren GmbH, Pforzheim,
Germany**

[**] **Term:** **14 Years**

[21] **Appl. No.:** **57,167**

[22] **Filed:** **Jul. 18, 1996**

[30] **Foreign Application Priority Data**

Mar. 13, 1996 [JP] Japan 8-6888

[51] **LOC (6) Cl.** **11-01**

[52] **U.S. Cl.** **D11/7; D11/56**

[58] **Field of Search** **D11/1, 2, 7, 79-85,
D11/95-116, 40-74; 63/1.1, 2, 18-20**

[56] **References Cited**

U.S. PATENT DOCUMENTS

D. 139,353	11/1944	Silson	D11/56
D. 140,015	1/1945	Katz	D11/56
D. 141,435	6/1945	Bachner	D11/56
D. 145,213	6/1946	Hobe	D11/56
D. 145,214	7/1946	Hobe	D11/56
D. 177,508	4/1956	Katz	D11/56
D. 273,371	4/1984	Bulgari	D11/56
D. 283,409	4/1986	Hersert	D11/81

FOREIGN PATENT DOCUMENTS

6-8730 3/1994 Japan .

OTHER PUBLICATIONS

Les Joyaux Magazine, Jul. 1985, p. 112.
Les Joyaux Magazine, May 1986, p. 112.

Primary Examiner—Ralf Seifert
Attorney, Agent, or Firm—Oliff & Berridge, P.L.C.

[57] **CLAIM**

The ornamental design for a combined pendant and necklace, as shown and described.

DESCRIPTION

FIG. 1 is an enlarged front view of a pendant-head portion of a combined pendant and necklace showing my design; FIG. 2 is an enlarged perspective view of a pendant-head portion of a partial necklace of FIG. 1; FIG. 3 is a front view of a combined pendant and necklace showing my design; FIG. 4 is a left-side view thereof; FIG. 5 is a right-side view thereof; FIG. 6 is a rear view thereof; FIG. 7 is a plan view thereof; and, FIG. 8 is a bottom view thereof.

1 Claim, 2 Drawing Sheets

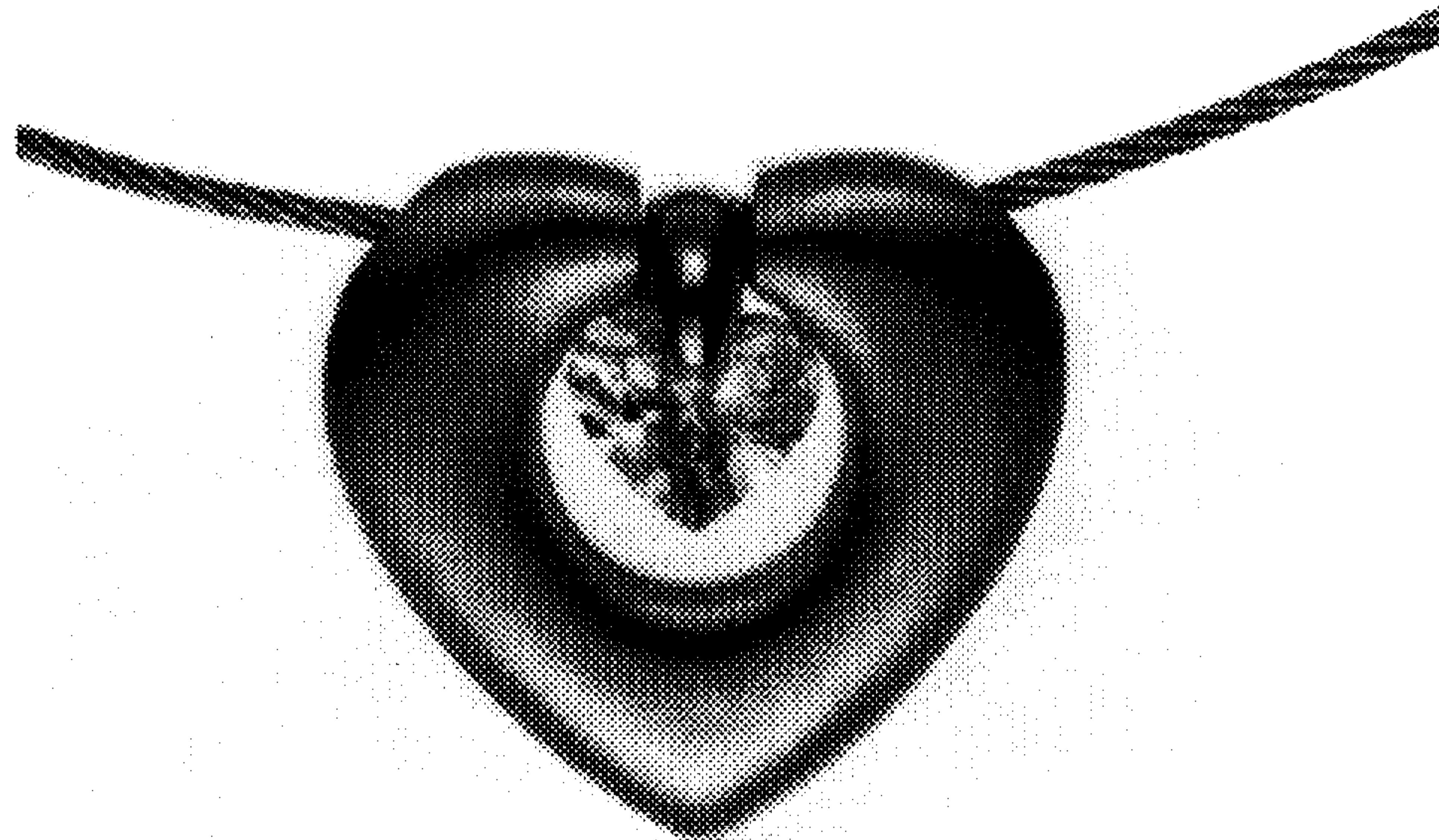


FIG. 1

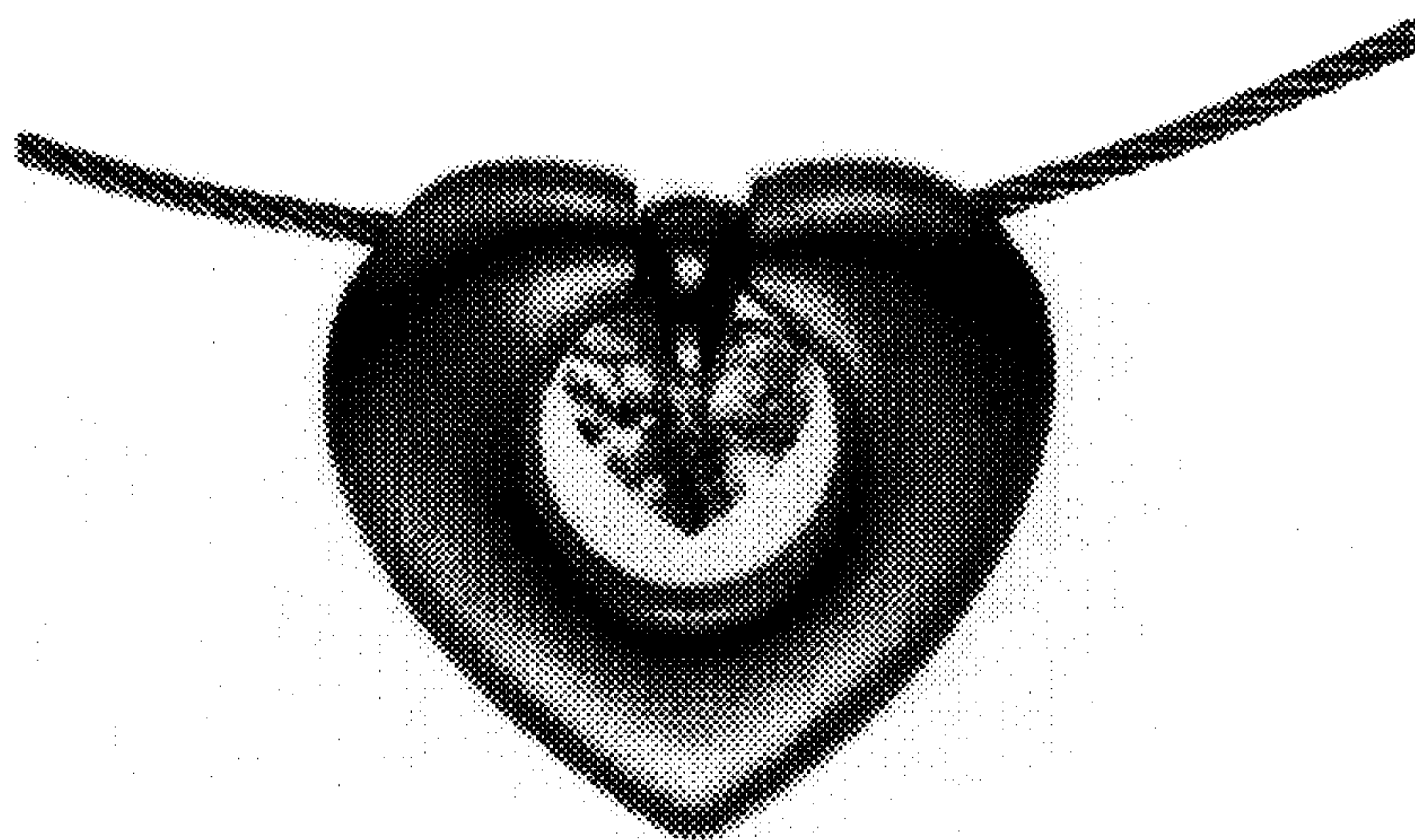


FIG. 2

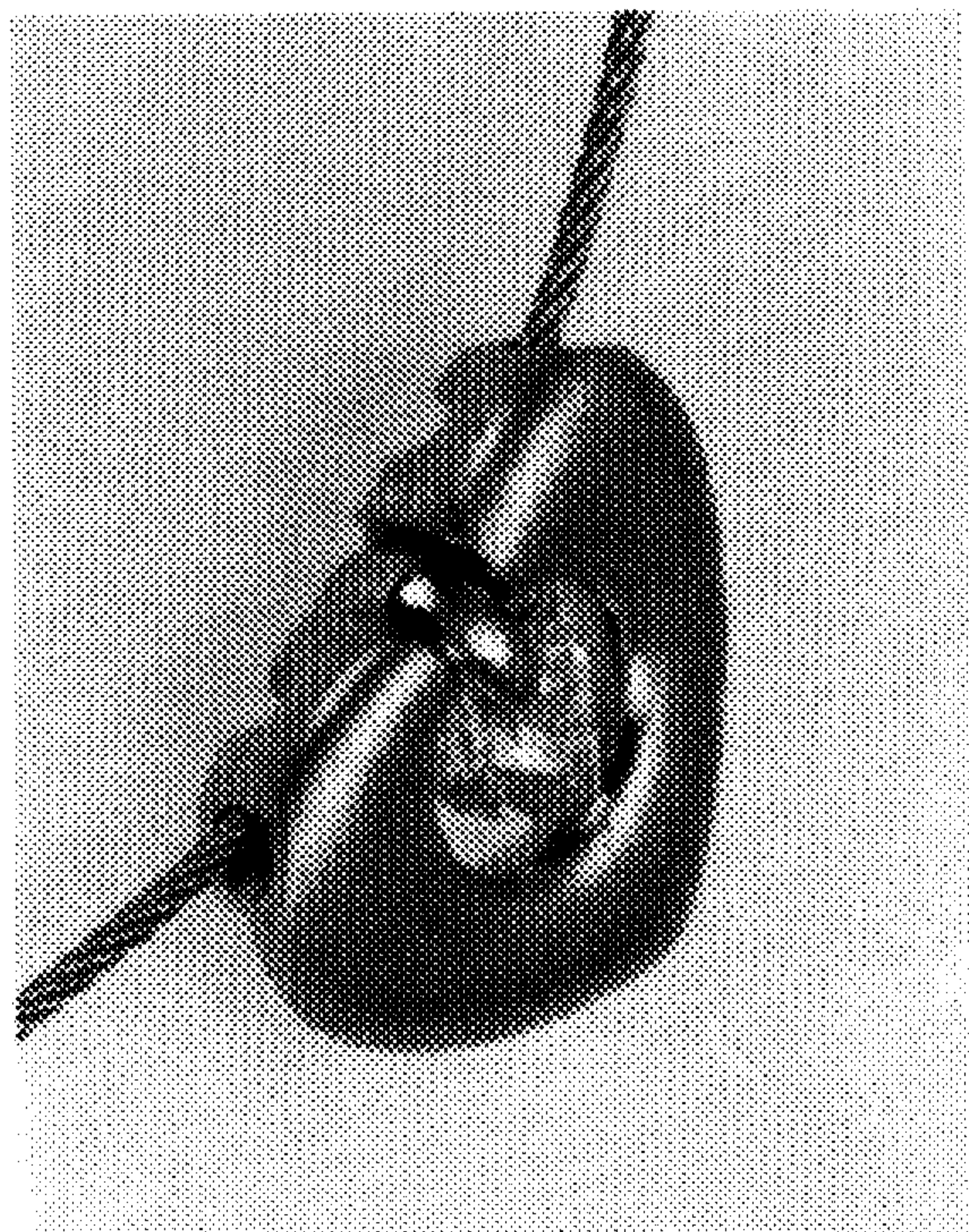


FIG. 3




FIG. 4




FIG. 5




FIG. 6



FIG. 7




FIG. 8

