

US00D390142S

United States Patent [19]

Hrabosky et al.

[11] Patent Number: **Des. 390,142**

[45] Date of Patent: ****Feb. 3, 1998**

[54] **ELECTRODE FRICTION CHUCK AND STIRRER ASSEMBLY**

[76] Inventors: **Stefan P. Hrabosky**, 1930 Main St., Concord, Mass. 01742; **Christopher R. McIntire**, 51 Patrick Rd., Tewksbury, Mass. 01876; **Thomas Paquette**, 243 Grafton St., Shrewsbury, Mass. 01545; **Paul C. Sydlowski**, 12 Bryant St., Wakefield, Mass. 01880

[**] Term: **14 Years**

[21] Appl. No.: **50,975**

[22] Filed: **Mar. 1, 1996**

[51] LOC (6) Cl. **10-04**

[52] U.S. Cl. **D10/103; D10/78**

[58] Field of Search **D10/81, 78, 103; D24/232; D8/70, 71; D15/140; 73/866.5; 324/446, 447**

[56] **References Cited**

U.S. PATENT DOCUMENTS

2,560,209	7/1951	Borell et al.	175/183
2,563,062	8/1951	Perley	204/195
3,768,115	10/1973	Hoffmann et al.	16/2
3,837,661	9/1974	Phillippi	279/1
4,299,363	11/1981	Datschefski	248/56

4,569,228	2/1986	Bellgardt et al.	73/432
4,569,787	2/1986	Horiuchi et al.	252/632
4,575,947	3/1986	Stauber	33/561
4,667,523	5/1987	Becker et al.	73/866.5

Primary Examiner—Antoine Duval Davis
Attorney, Agent, or Firm—Ernest V. Linek

[57] **CLAIM**

The ornamental design of an electrode friction chuck and stirrer assembly, as shown and described.

DESCRIPTION

FIG. 1 is an exploded perspective view of the two pieces which make up the electrode friction chuck and stirrer assembly of this invention;

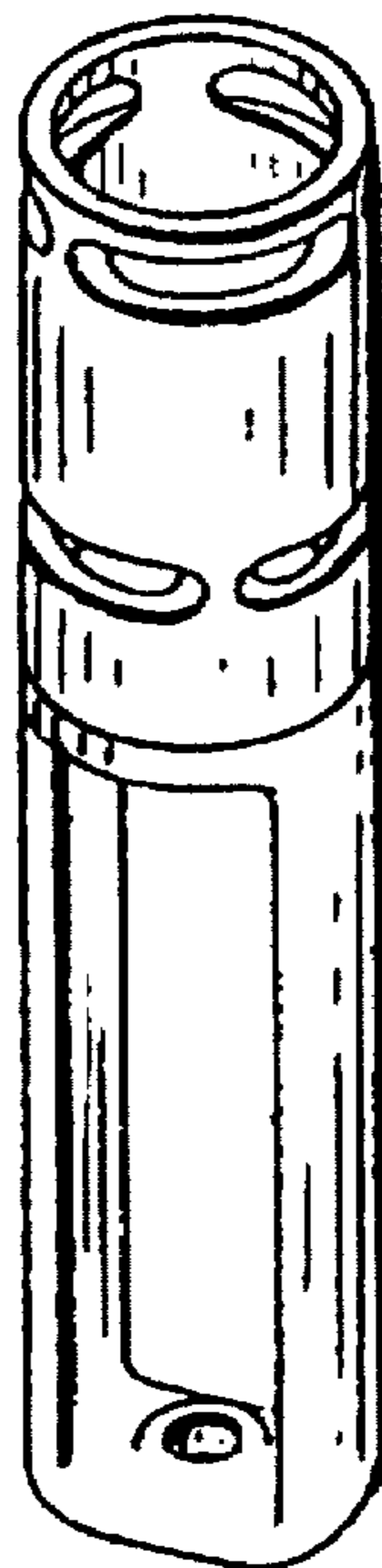
FIG. 2 is a top plan view of the electrode friction chuck and stirrer assembly of this invention;

FIG. 3 is a bottom view of the electrode friction chuck and stirrer assembly of this invention;

FIG. 4 is a left side elevation of the electrode friction chuck and stirrer assembly of this invention; the right side elevation view being identical thereto; and,

FIG. 5 a left side elevation of the electrode friction chuck and stirrer assembly of this invention, rotated 90° with respect to the view shown in FIG. 4; the right side elevation view from this point being identical thereto.

1 Claim, 1 Drawing Sheet







FIG. 1

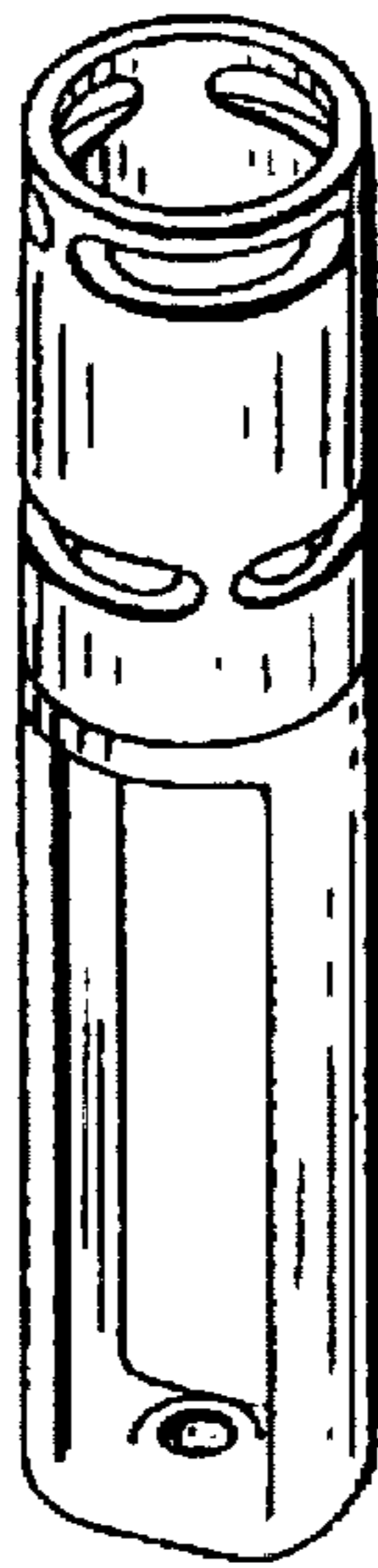


FIG. 2

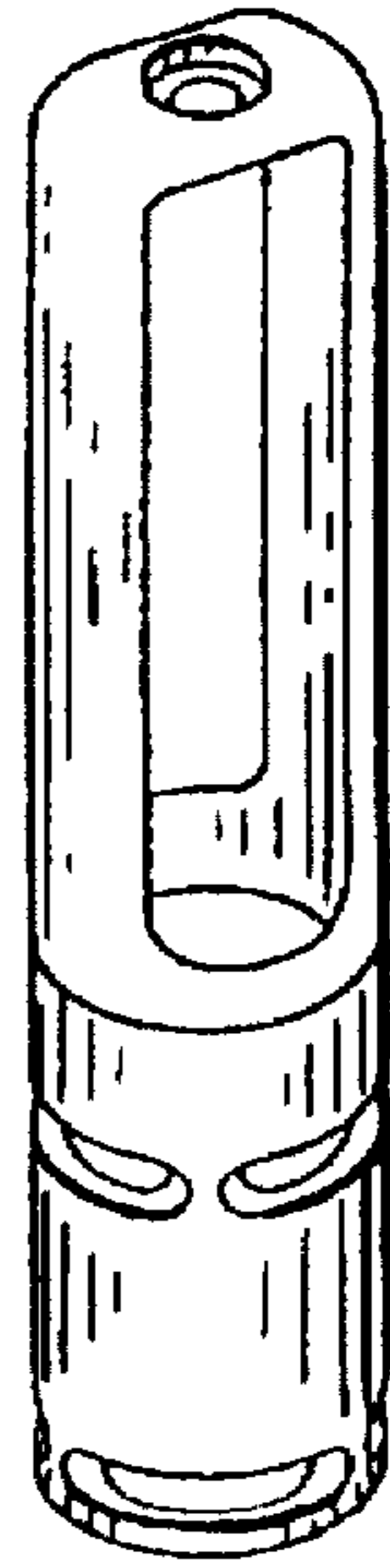


FIG. 3

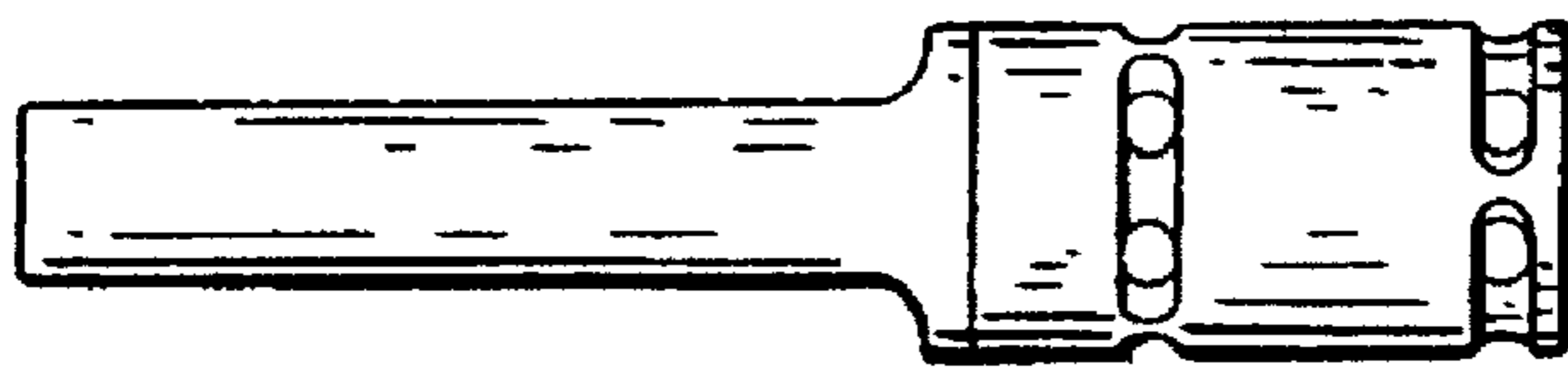


FIG. 4



FIG. 5