



US00D390131S

United States Patent [19]
Brezinski

[11] **Patent Number:** **Des. 390,131**
[45] **Date of Patent:** ****Feb. 3, 1998**

[54] **WATCH AND BRACELET**

[75] **Inventor:** **Janet G. Brezinski**, Middlebury, Conn.
[73] **Assignee:** **Timex Corp.**, Middlebury, Conn.
[**] **Term:** **14 Years**

[21] **Appl. No.:** **69,078**
[22] **Filed:** **Mar. 25, 1997**

[51] **LOC (6) Cl.** **10-02**
[52] **U.S. Cl.** **D10/32**
[58] **Field of Search** D10/1-40, 122-132;
D11/3-25; 63/1.1, 3, 5, 11; 368/276-277,
280-282, 285

[56] **References Cited**

U.S. PATENT DOCUMENTS

D. 43,944	4/1913	Robbins	D11/12
D. 324,342	3/1992	Burgener	D10/32
D. 324,828	3/1992	Wunderman	D10/32
D. 342,461	12/1993	Fahmy	D11/3
D. 376,333	12/1996	Rozenwasser	D11/15

OTHER PUBLICATIONS

Swiss Watch & Jewelry Journal—Feb. 1986—p. 356—watch at right, 1986.

Primary Examiner—Nelson C. Holtje
Attorney, Agent, or Firm—Paul R. Juhasz


[57] **CLAIM**

The ornamental design for a watch and bracelet, as shown and described.

DESCRIPTION

FIG. 1 is a perspective elevational view of a "watch and bracelet";
FIG. 2 is a top plan view thereof;
FIG. 3 is a right side elevational view thereof;
FIG. 4 is a bottom plan view thereof;
FIG. 5 is a left side elevational view thereof;
FIG. 6 is an end elevational view thereof; and,
FIG. 7 is the other end elevational view thereof.

1 Claim, 2 Drawing Sheets



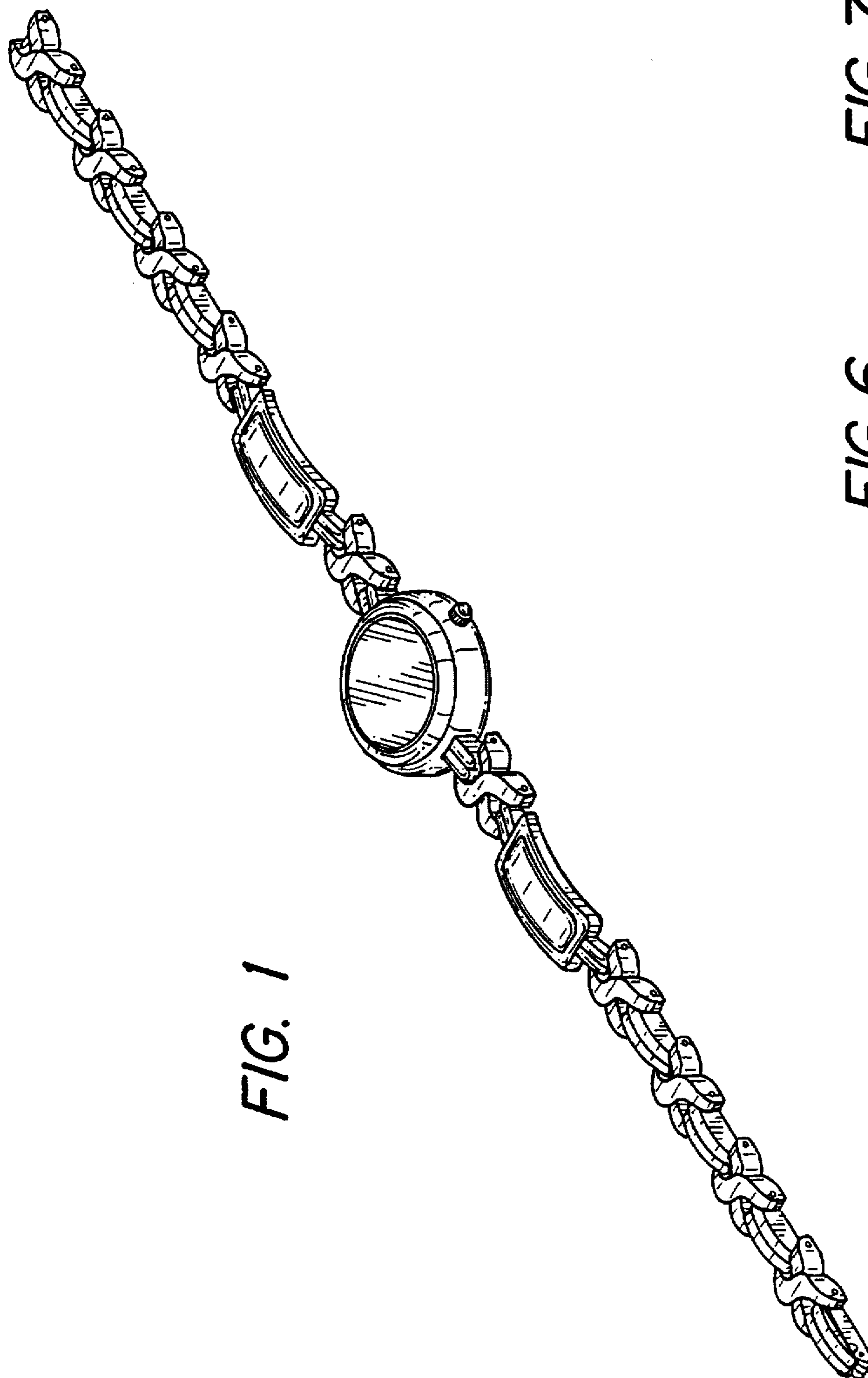


FIG. 1

FIG. 6



FIG. 7



FIG. 2




FIG. 3



FIG. 4

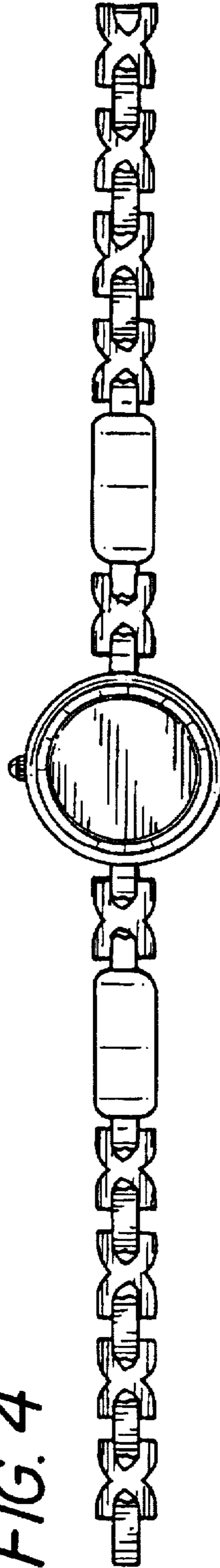


FIG. 5

