



US00D390130S

United States Patent [19]
Kennedy

[11] **Patent Number:** **Des. 390,130**
[45] **Date of Patent:** ****Feb. 3, 1998**

[54] **WATCH AND BRACELET**
[75] **Inventor:** **Amelia Kennedy**, Woodbury, Conn.
[73] **Assignee:** **Timex Corp.**, Middlebury, Conn.
[**] **Term:** **14 Years**
[21] **Appl. No.:** **68,583**
[22] **Filed:** **Mar. 24, 1997**
[51] **LOC (6) Cl.** **10-02**
[52] **U.S. Cl.** **D10/32**
[58] **Field of Search** D10/1-40, 122-132;
D11/3-25; 63/1.1, 3, 5, 11; 368/276-277,
280-282, 285

D. 324,828 3/1992 Wunderman D10/32
D. 342,461 12/1993 Fahmy D11/3
D. 361,944 9/1995 Ohba D10/32

Primary Examiner—Nelson C. Holtje
Attorney, Agent, or Firm—Paul R. Juhasz

[57] **CLAIM**

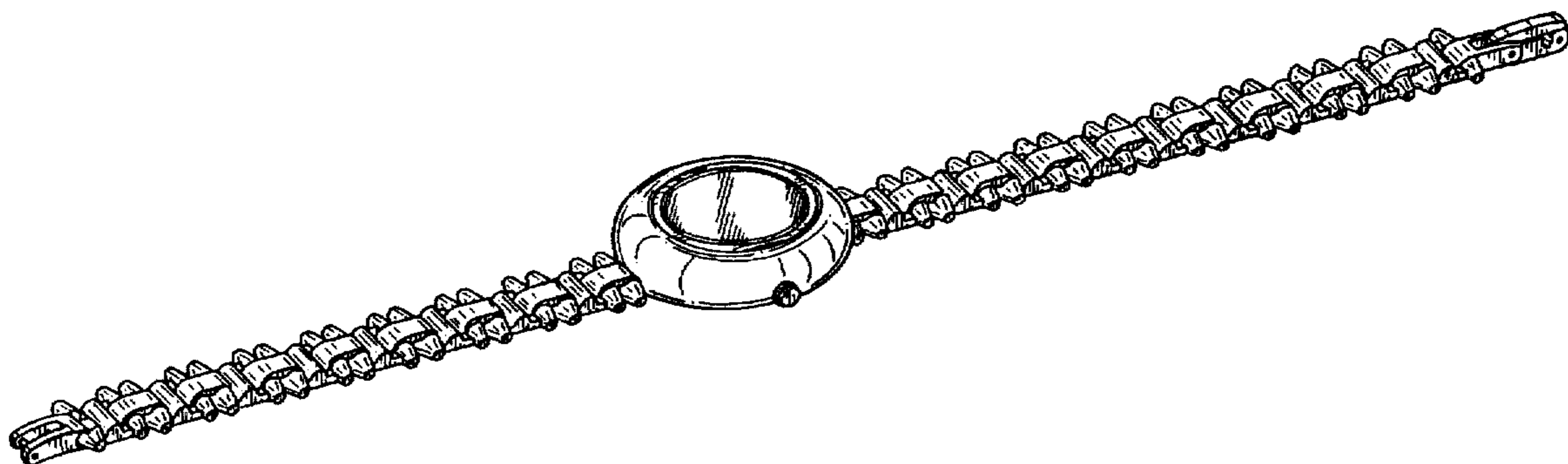
The ornamental design for a “watch and bracelet”, as shown and described.

DESCRIPTION

FIG. 1 is a perspective view of a “watch and bracelet”;
FIG. 2 is a top plan view thereof;
FIG. 3 is a right side elevational view thereof;
FIG. 4 is a bottom plan view thereof;
FIG. 5 is a left side elevational view thereof;
FIG. 6 is an end elevational view thereof; and,
FIG. 7 is the other end elevational view thereof.

[56] **References Cited**
U.S. PATENT DOCUMENTS
D. 162,110 2/1951 Armbrust D11/15 X

1 Claim, 2 Drawing Sheets



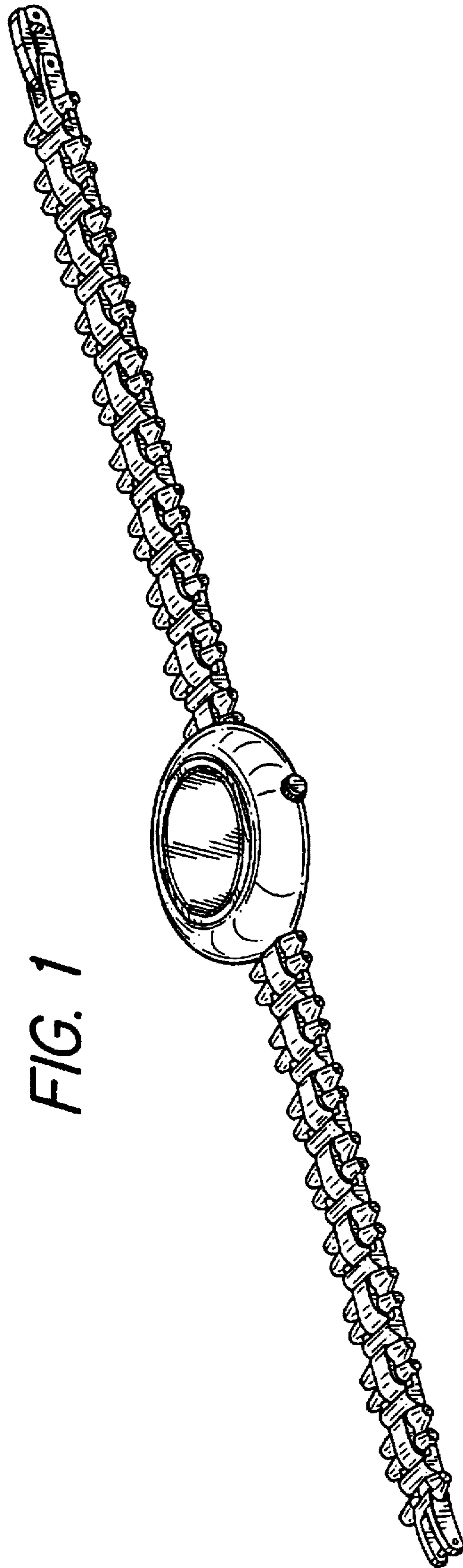


FIG. 1

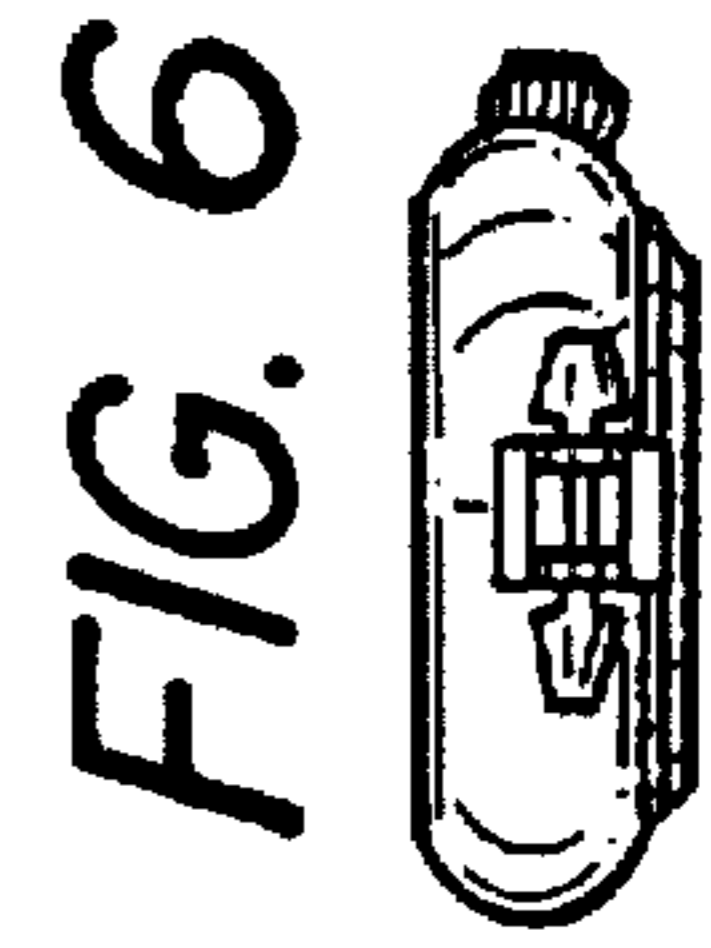
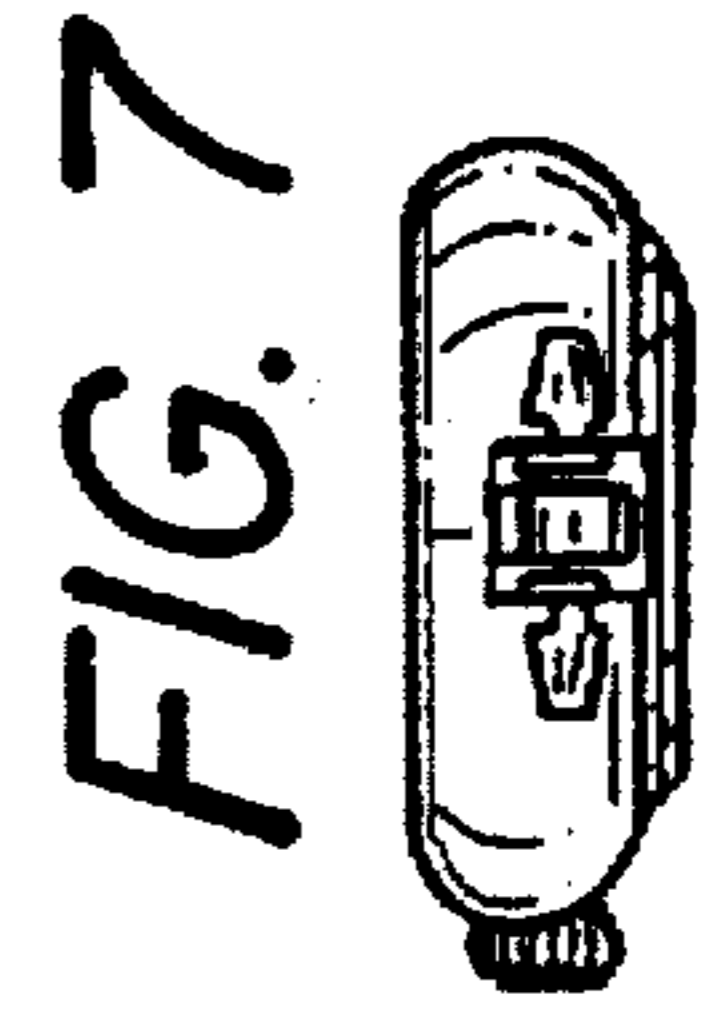


FIG. 7

FIG. 6

FIG. 2




FIG. 3



FIG. 4




FIG. 5

