



US00D390129S

United States Patent [19]
Brzezinski

[11] **Patent Number:** **Des. 390,129**
[45] **Date of Patent:** ****Feb. 3, 1998**

[54] **WATCH AND BRACELET**

[75] **Inventor:** **Janet G. Brzezinski**, Middlebury, Conn.

[73] **Assignee:** **Timex Corp.**, Middlebury, Conn.

[**] **Term:** **14 Years**

[21] **Appl. No.:** **68,611**

[22] **Filed:** **Mar. 25, 1997**

[51] **LOC (6) Cl.** **10-02**

[52] **U.S. Cl.** **D10/32**

[58] **Field of Search** D10/1-40, 122-132;
D11/3-25; 63/1.1, 3, 5, 11; 368/276-277,
280-282, 285

[56] **References Cited**

U.S. PATENT DOCUMENTS

- D. 110,637 7/1938 Davenport D10/32
- D. 114,721 5/1939 Philippe D11/6
- D. 261,119 10/1981 Barr D11/7
- D. 324,828 3/1992 Wunderman D10/32
- D. 340,650 10/1993 Iwamura D10/32

- D. 342,461 12/1993 Fahmy D11/3
- D. 359,457 6/1995 Visage D10/30

OTHER PUBLICATIONS

Swiss Watch & Jewelry Journal—Feb. 1986—p. 356 watch at right.

Primary Examiner—Nelson C. Holtje
Attorney, Agent, or Firm—Paul R. Juhasz


[57] **CLAIM**

The ornamental design for a “watch and bracelet”, as shown and described.

DESCRIPTION

FIG. 1 is a perspective elevational view of a “watch and bracelet”;
FIG. 2 is a top plan view thereof;
FIG. 3 is a right side elevational view thereof;
FIG. 4 is a bottom plan view thereof;
FIG. 5 is a left side elevational view thereof;
FIG. 6 is an end elevational view thereof; and
FIG. 7 is the other end elevational view thereof.

1 Claim, 2 Drawing Sheets



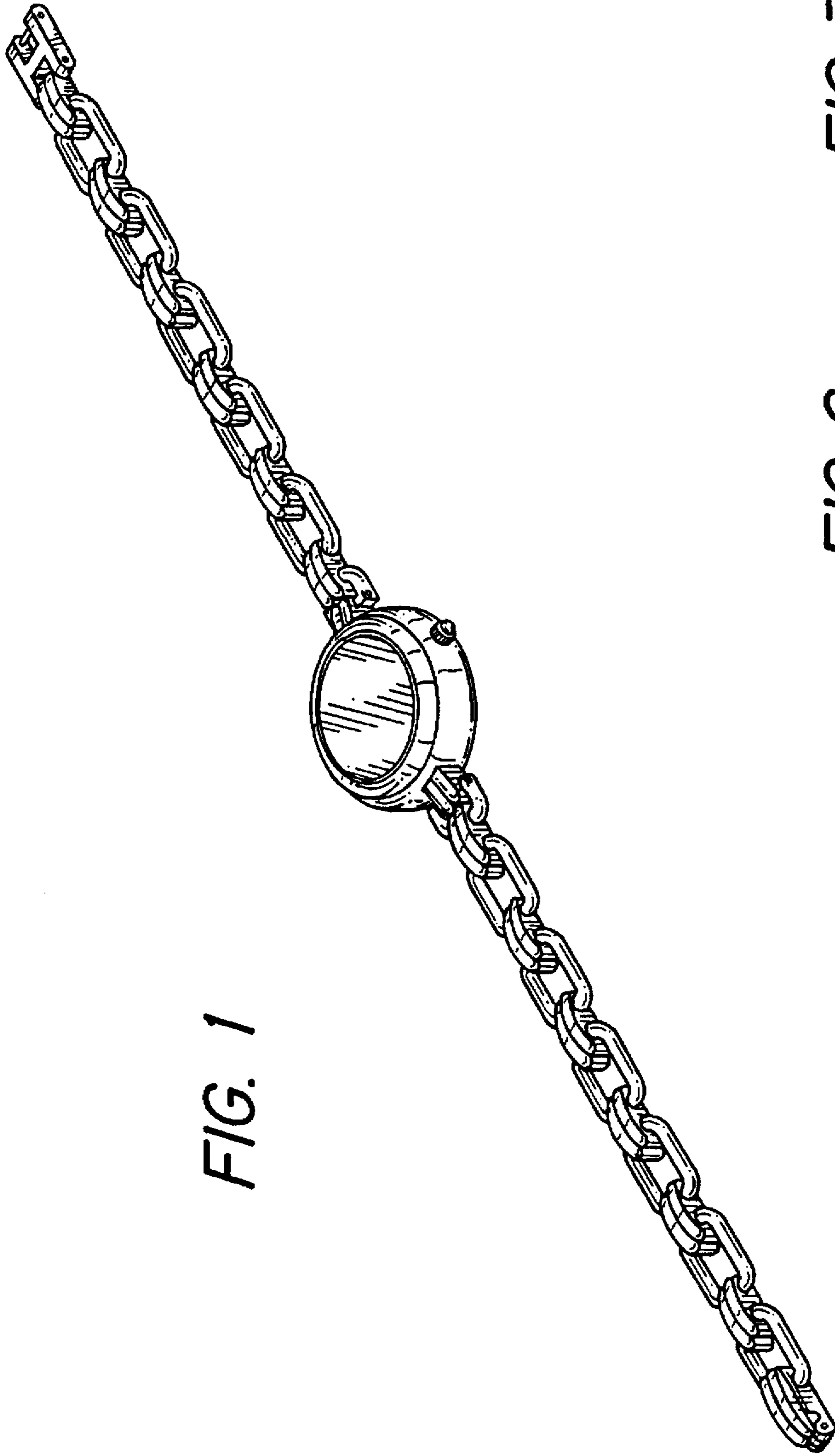


FIG. 1

FIG. 7

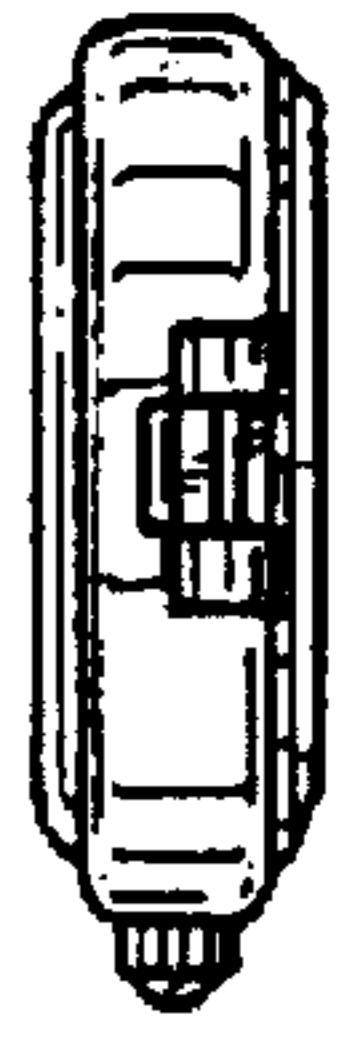


FIG. 6



FIG. 2




FIG. 3



FIG. 4




FIG. 5

