



US00D390128S

# United States Patent [19]

Toribio

[11] Patent Number: **Des. 390,128**

[45] Date of Patent: **\*\*Feb. 3, 1998**

[54] **WATCH AND BRACELET**

[75] Inventor: **Nimfa Barz Toribio**, Cebu, Philippines

[73] Assignee: **Timex Corp.**, Middlebury, Conn.

[\*\*] Term: **14 Years**

[21] Appl. No.: **66,969**

[22] Filed: **Feb. 25, 1997**

[51] LOC (6) Cl. .... **10-02**

[52] U.S. Cl. .... **D10/32**

[58] Field of Search ..... D10/1-40, 122-132;  
D11/3-25; 63/1.1, 3, 5, 11; 368/276-277,  
280-282, 285

[56] **References Cited**

**U.S. PATENT DOCUMENTS**

D. 76,620	10/1928	Lederer	.....	D11/3
D. 107,264	11/1937	Sand	.....	D11/12 X
D. 107,265	11/1937	Sand	.....	D11/12 X
D. 141,170	5/1945	Braunstein	.....	D11/12

D. 145,831	10/1946	Arpels	.....	D11/3 X
D. 289,503	4/1987	Ludvig	.....	D10/39
D. 309,576	7/1990	Saurer	.....	D10/39
D. 371,745	7/1996	Wunderman	.....	D10/32
3,837,163	9/1974	Fujimori	.....	D11/12 X

*Primary Examiner*—Nelson C. Holtje  
*Attorney, Agent, or Firm*—Paul R. Juhasz

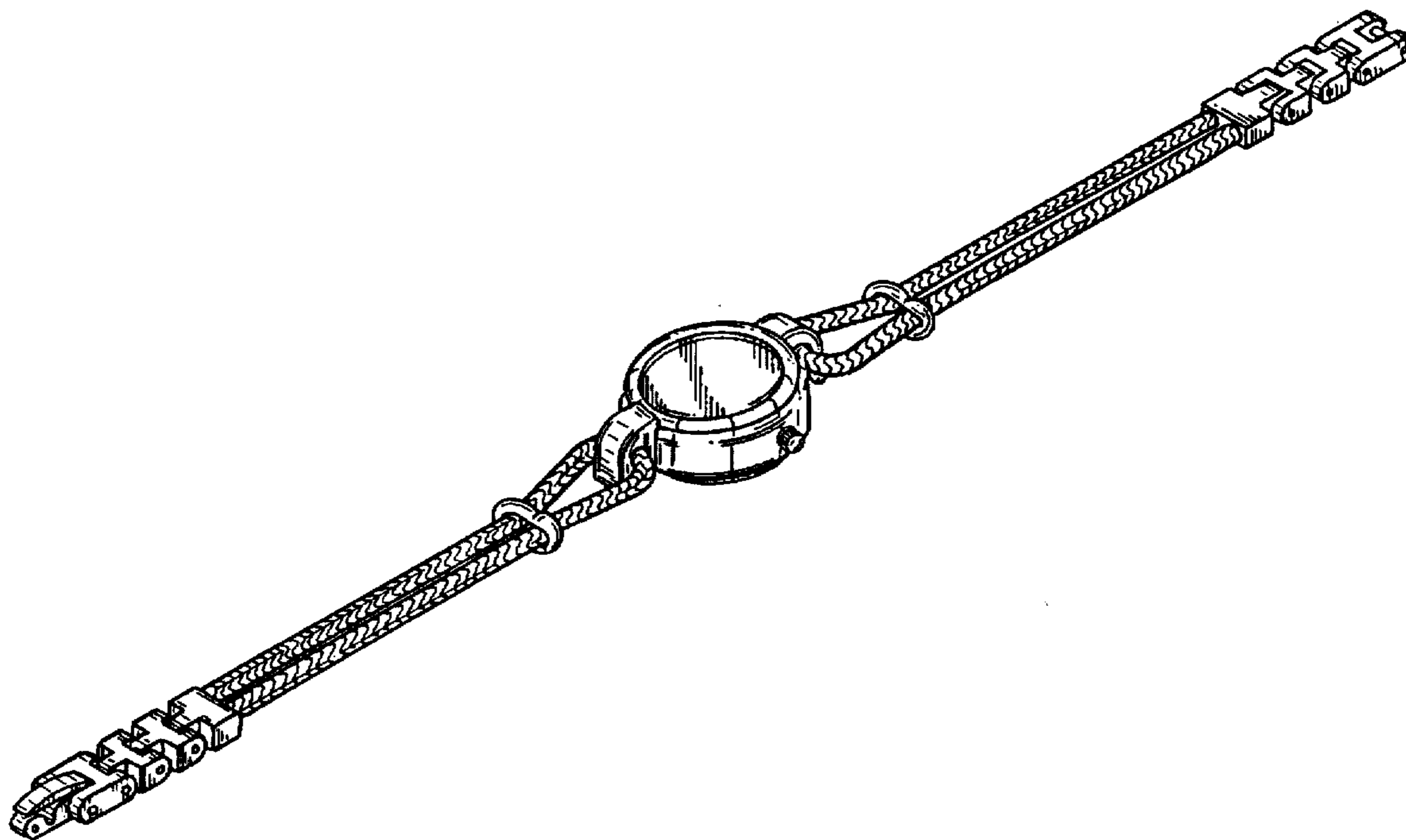
[57] **CLAIM**

The ornamental design for a “watch and bracelet”, as shown and described.

**DESCRIPTION**

FIG. 1 is a perspective elevational view of a “watch and bracelet”;  
FIG. 2 is a top plan view thereof;  
FIG. 3 is a right side elevational view thereof;  
FIG. 4 is a left side elevational view thereof;  
FIG. 5 is a bottom plan view thereof;  
FIG. 6 is an end elevational view thereof; and  
FIG. 7 is the other end elevational view thereof.

**1 Claim, 2 Drawing Sheets**



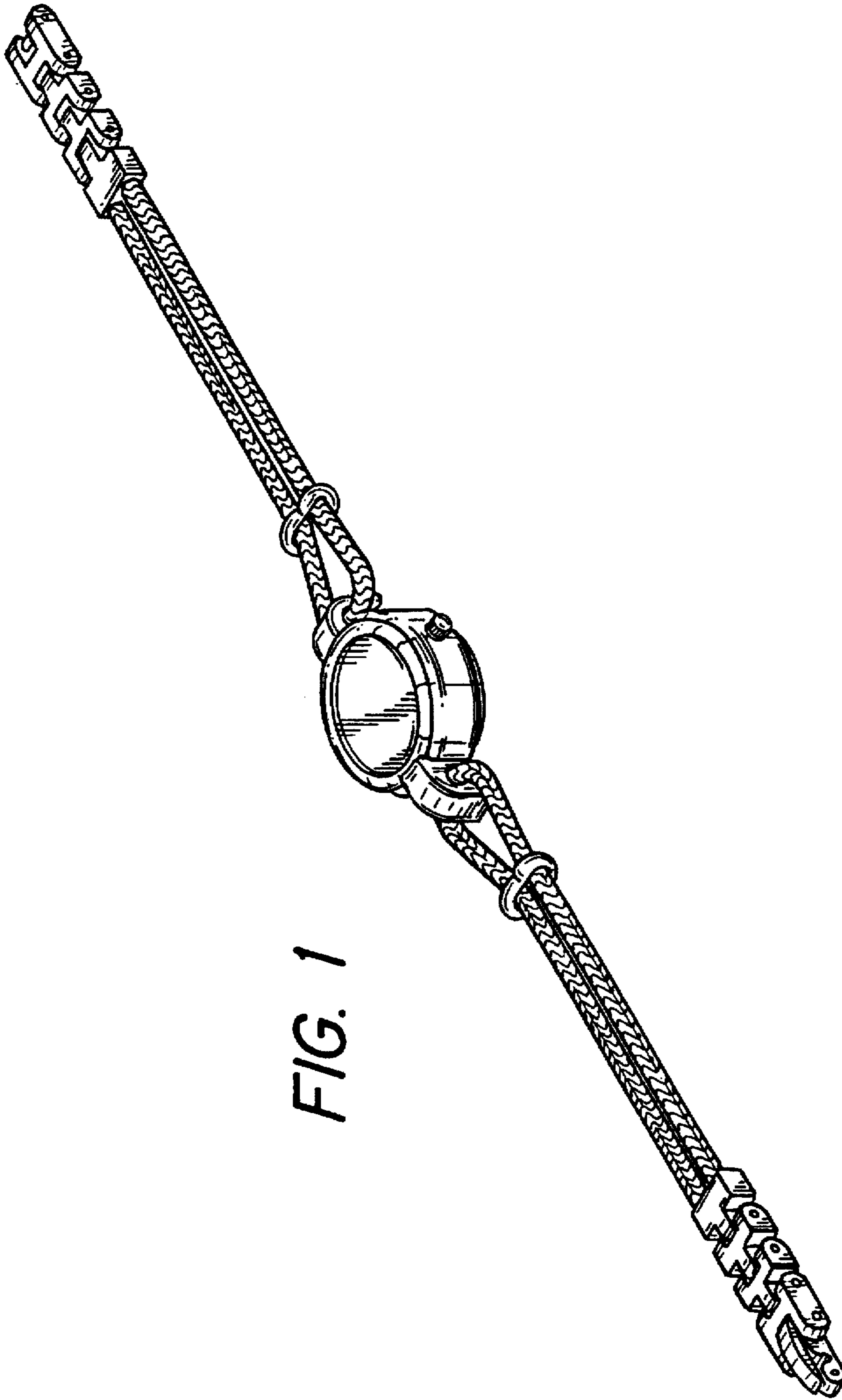


FIG. 1

FIG. 7



FIG. 6

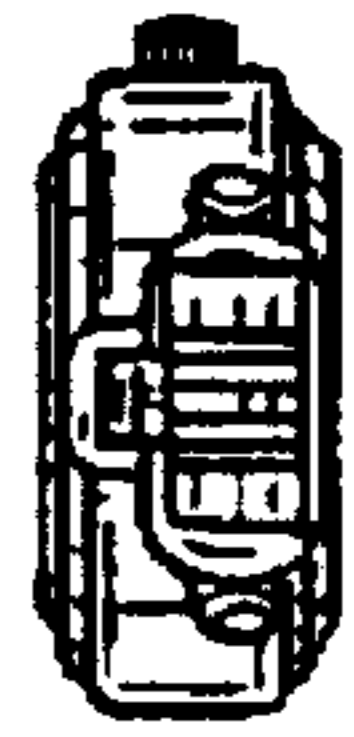


FIG. 2

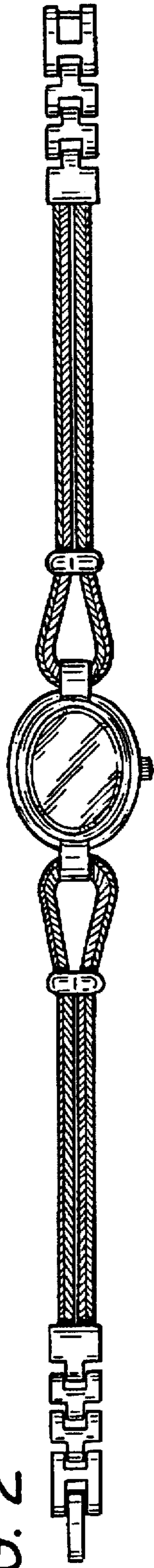


FIG. 3



FIG. 4



FIG. 5

