



US00D390127S

United States Patent [19]
Kennedy

[11] **Patent Number:** **Des. 390,127**
[45] **Date of Patent:** ****Feb. 3, 1998**

[54] **WATCH AND BRACELET**

[75] **Inventor:** **Amelia Kennedy**, Woodbury, Conn.

[73] **Assignee:** **Timex Corp.**, Middlebury, Conn.

[**] **Term:** **14 Years**

[21] **Appl. No.:** **66,968**

[22] **Filed:** **Feb. 25, 1997**

[51] **LOC (6) Cl.** **10-02**

[52] **U.S. Cl.** **D10/32; D10/39**

[58] **Field of Search** **D10/1-40, 122-132;**
D11/3-25; 63/1.1, 3, 5, 11; 368/276-277,
280-282, 285

[56] **References Cited**

U.S. PATENT DOCUMENTS

D. 43,944 4/1913 Robbins D11/12
D. 107,265 11/1937 Sand D11/12 X
D. 141,170 5/1945 Braunstein D11/12

D. 150,653 8/1948 Pommier D10/32
D. 155,768 11/1949 Austin D10/32
D. 377,148 1/1997 Bodino D10/18
2,322,461 6/1943 Mariano D11/19 X
3,837,163 9/1974 Fujimori D11/12 X

Primary Examiner—Nelson C. Holtje
Attorney, Agent, or Firm—Paul R. Juhasz

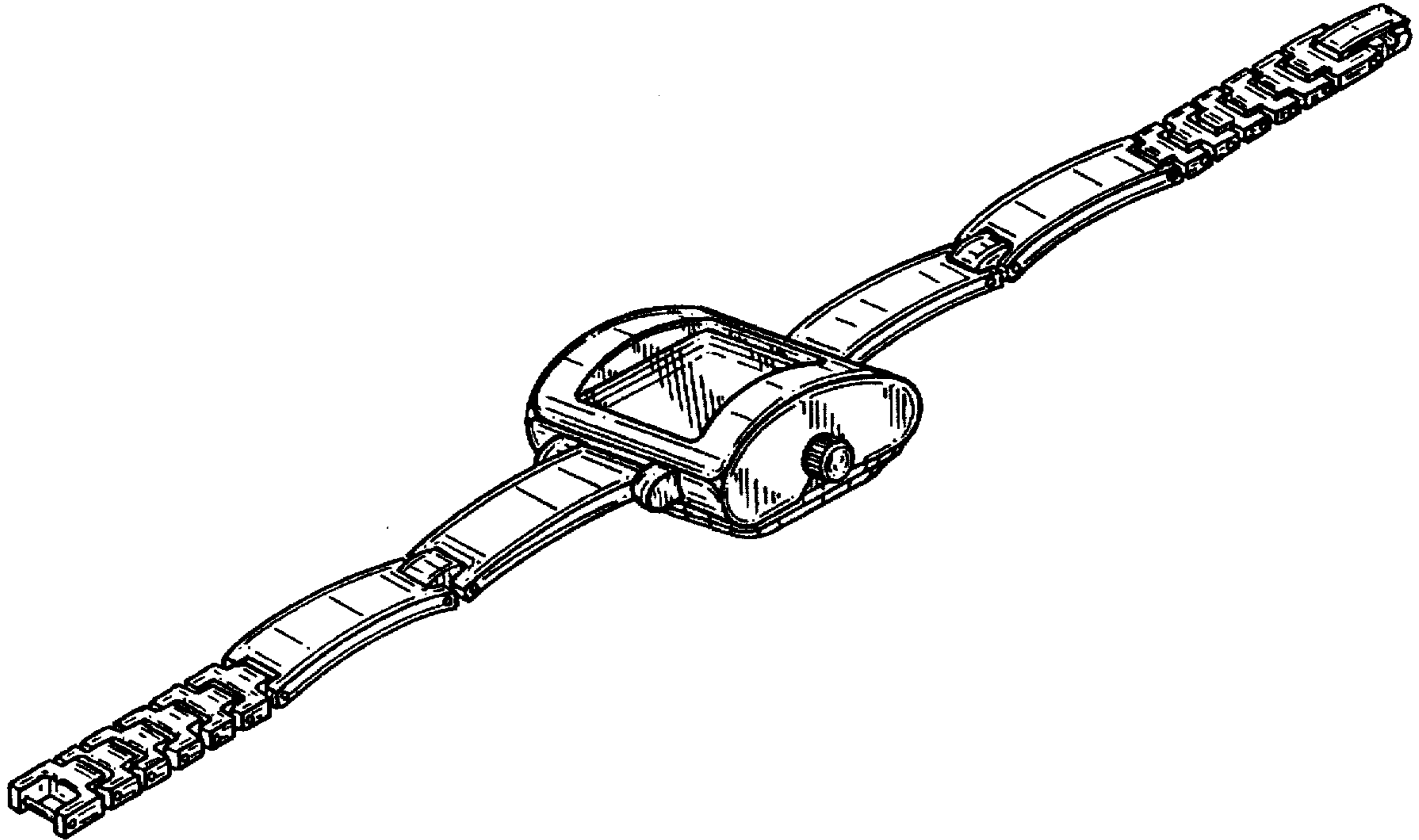
[57] **CLAIM**

The ornamental design for a “watch and bracelet”, as shown and described.

DESCRIPTION

FIG. 1 is a perspective view of a “watch and bracelet”;
FIG. 2 is a top plan view thereof;
FIG. 3 is a left side elevational view thereof;
FIG. 4 is a right side elevational view thereof;
FIG. 5 is a bottom plan view thereof;
FIG. 6 is an end elevational view thereof; and,
FIG. 7 is the other end elevational view thereof.

1 Claim, 2 Drawing Sheets



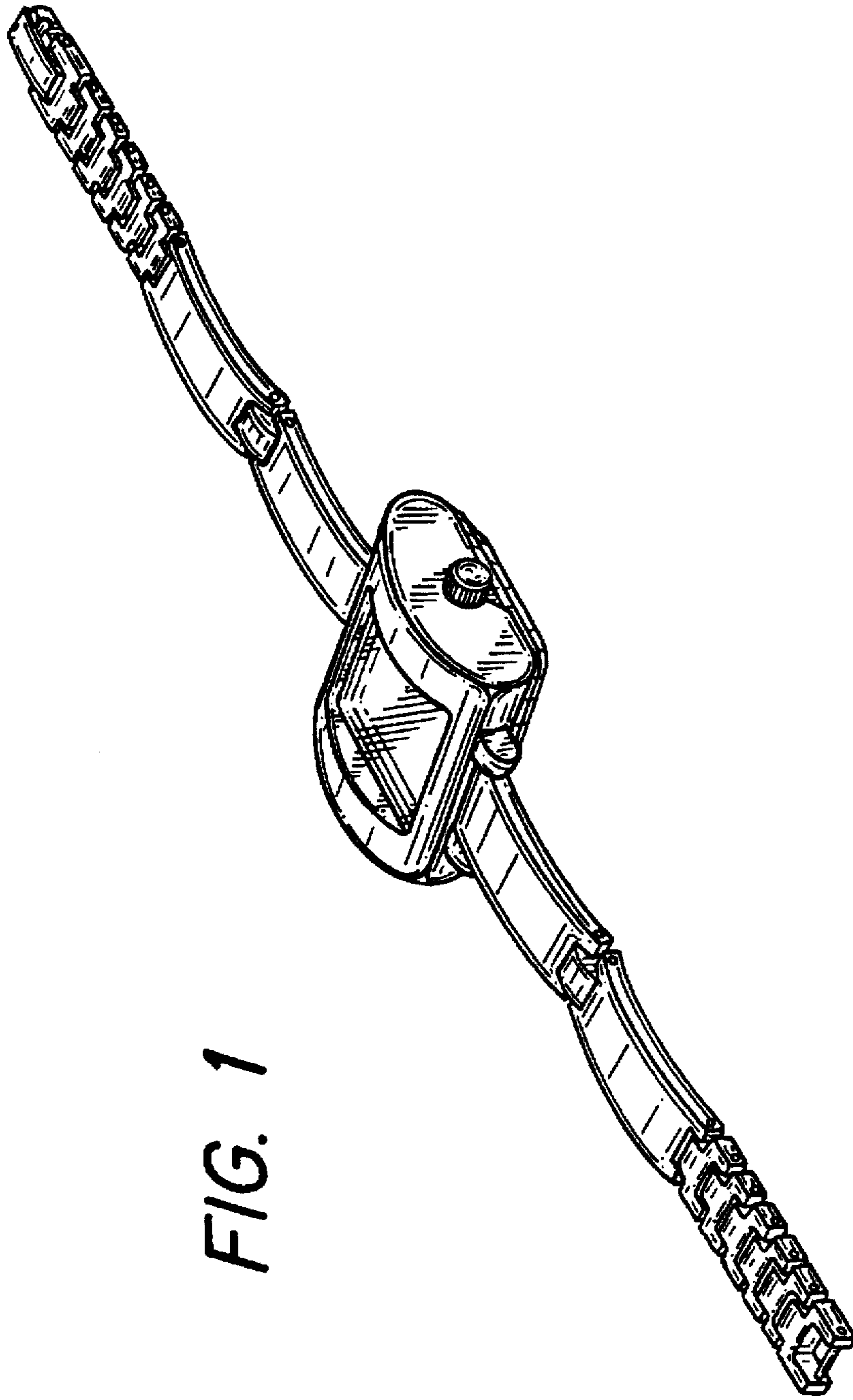


FIG. 1

FIG. 7



FIG. 6

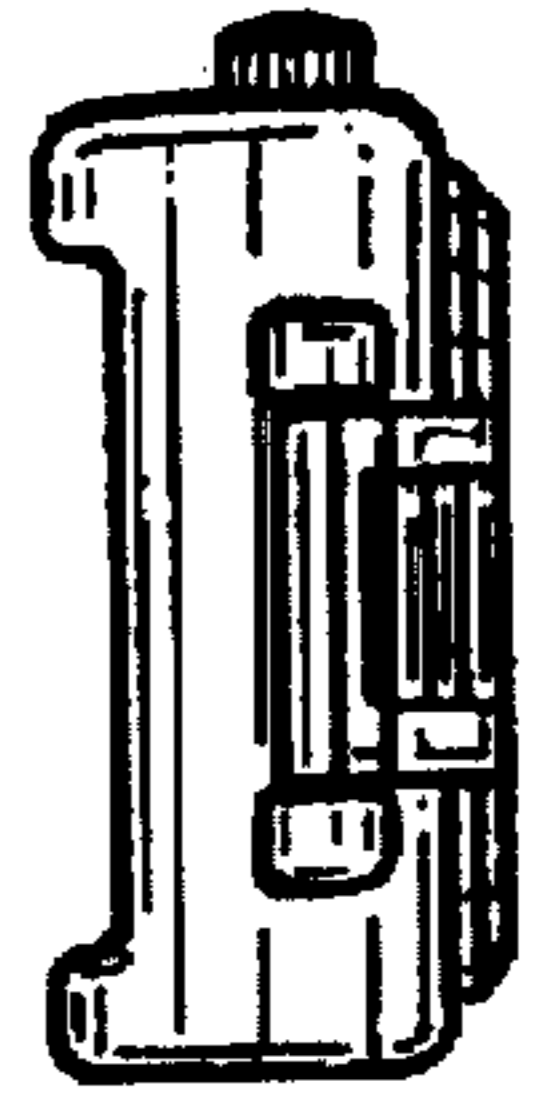


FIG. 2

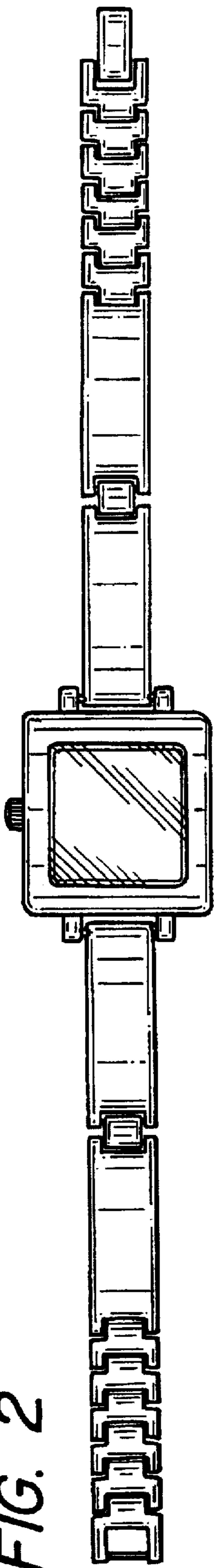


FIG. 3

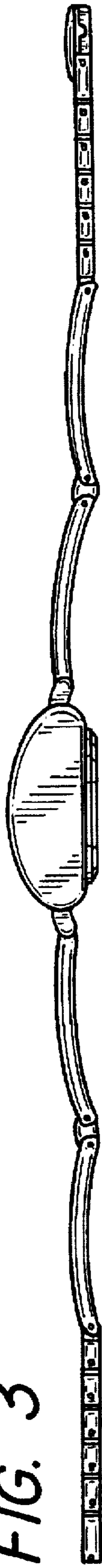


FIG. 4

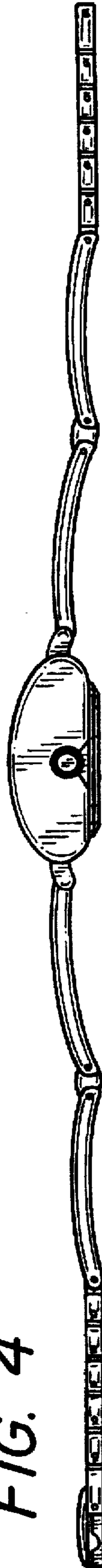


FIG. 5

