



US00D390123S

**United States Patent** [19]  
**Kennedy**

[11] **Patent Number: Des. 390,123**  
[45] **Date of Patent: \*\*Feb. 3, 1998**

[54] **CASING FOR A WATCH**

[75] **Inventor: Amelia Kennedy, Woodbury, Conn.**

[73] **Assignee: Timex Corp., Middlebury, Conn.**

[\*\*] **Term: 14 Years**

[21] **Appl. No.: 69,079**

[22] **Filed: Mar. 25, 1997**

[51] **LOC (6) Cl. .... 10-02**

[52] **U.S. Cl. .... D10/30; D10/39**

[58] **Field of Search .... D10/1-40, 122-132;  
368/280-282, 276-277, 285**

[56] **References Cited**

**U.S. PATENT DOCUMENTS**

D. 293,419 12/1987 Tanaka ..... D10/39  
D. 309,576 7/1990 Saurer ..... D10/39

D. 319,027 8/1991 Burgener ..... D10/39  
D. 332,055 12/1992 Gander ..... D10/39

*Primary Examiner*—Nelson C. Holtje  
*Attorney, Agent, or Firm*—Paul R. Juhasz

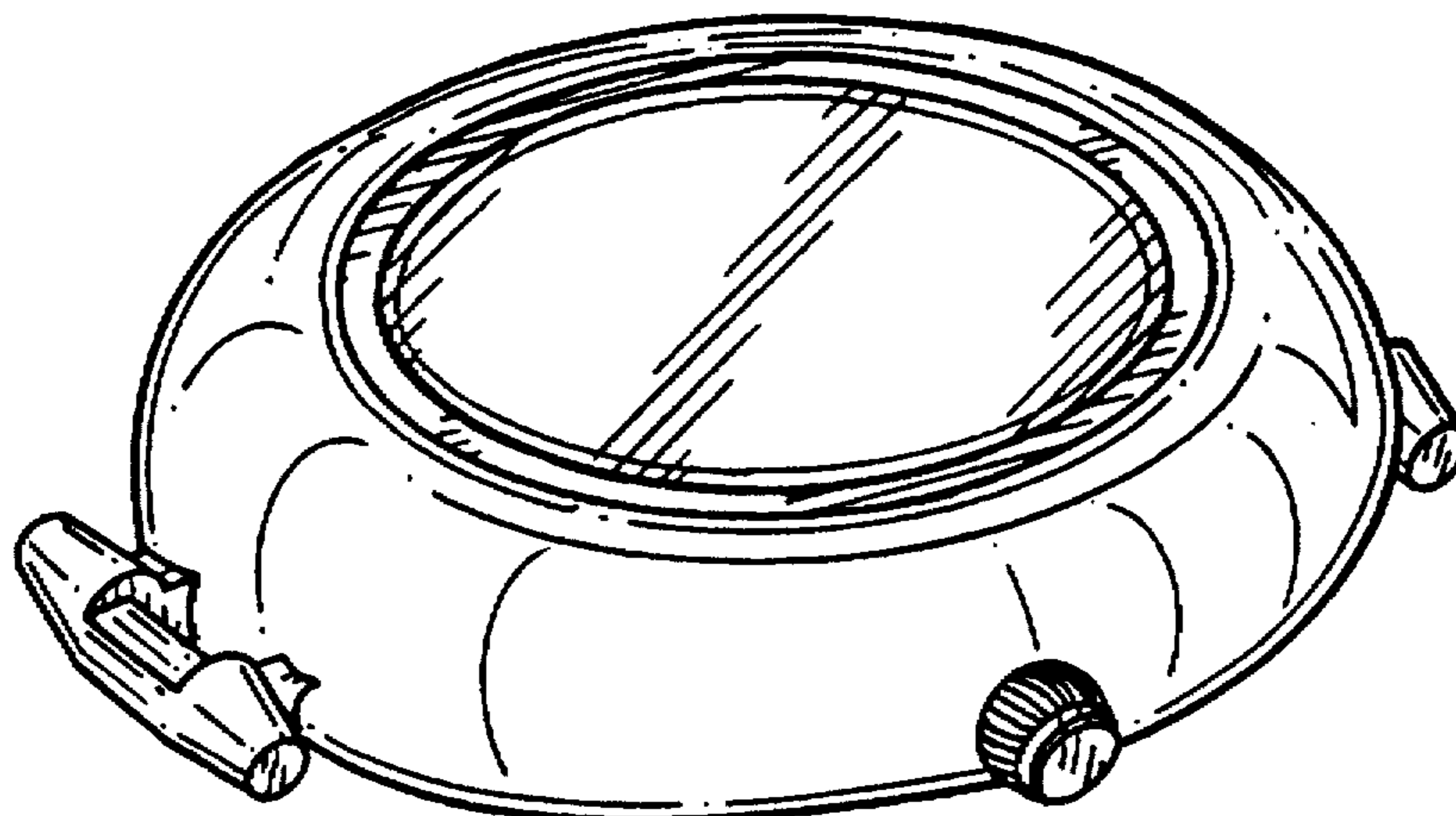
[57] **CLAIM**

The ornamental design for a “casing for a watch”, as shown and described.

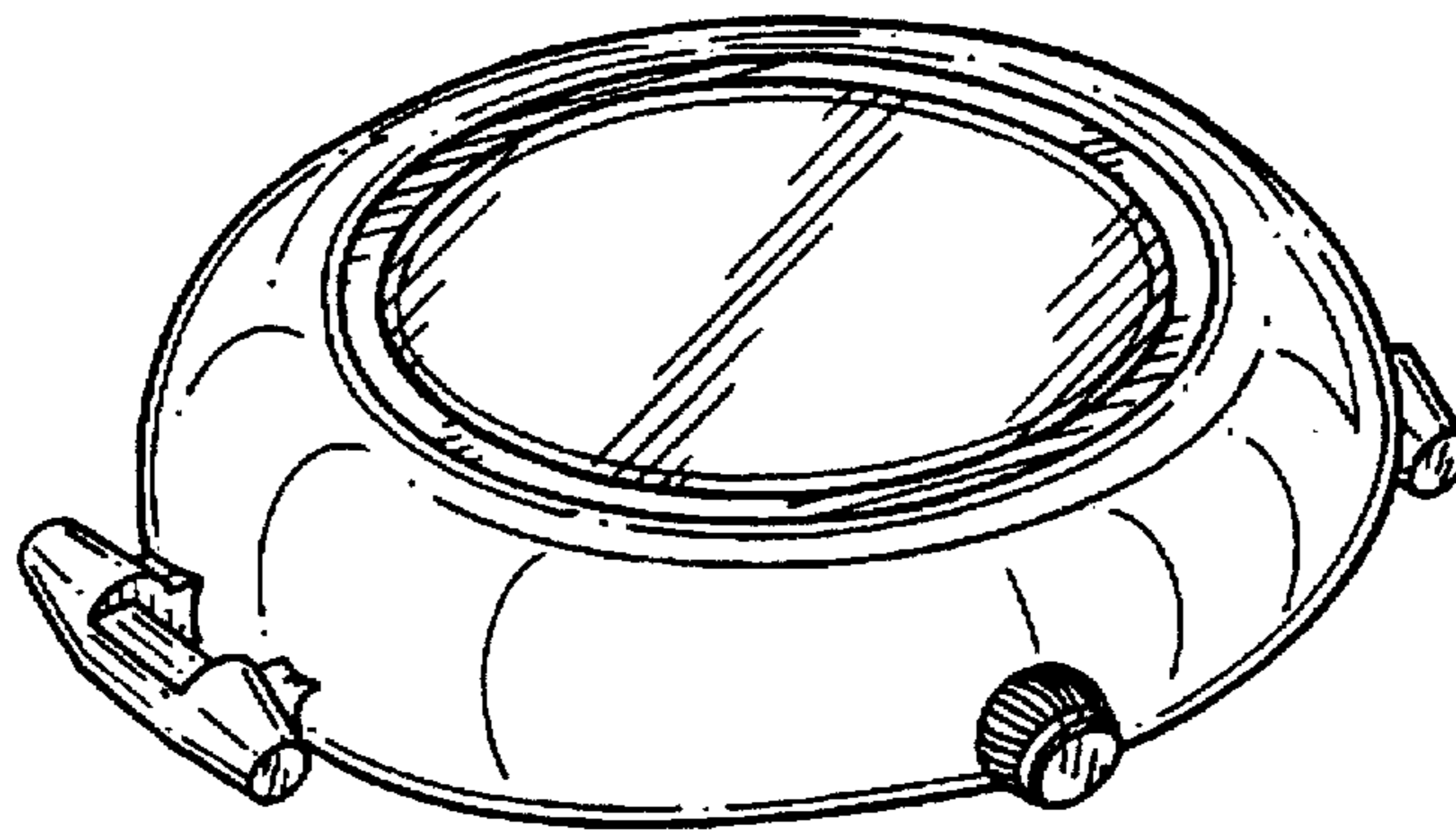
**DESCRIPTION**

FIG. 1 is a perspective elevational view of a “casing for a watch”;  
FIG. 2 is a left side elevational view thereof;  
FIG. 3 is a top plan view thereof;  
FIG. 4 is a right side elevational view thereof;  
FIG. 5 is an end elevational view thereof;  
FIG. 6 is the other end elevational view thereof; and,  
FIG. 7 is a bottom plan view thereof.

**1 Claim, 2 Drawing Sheets**



*FIG. 1*



*FIG. 7*

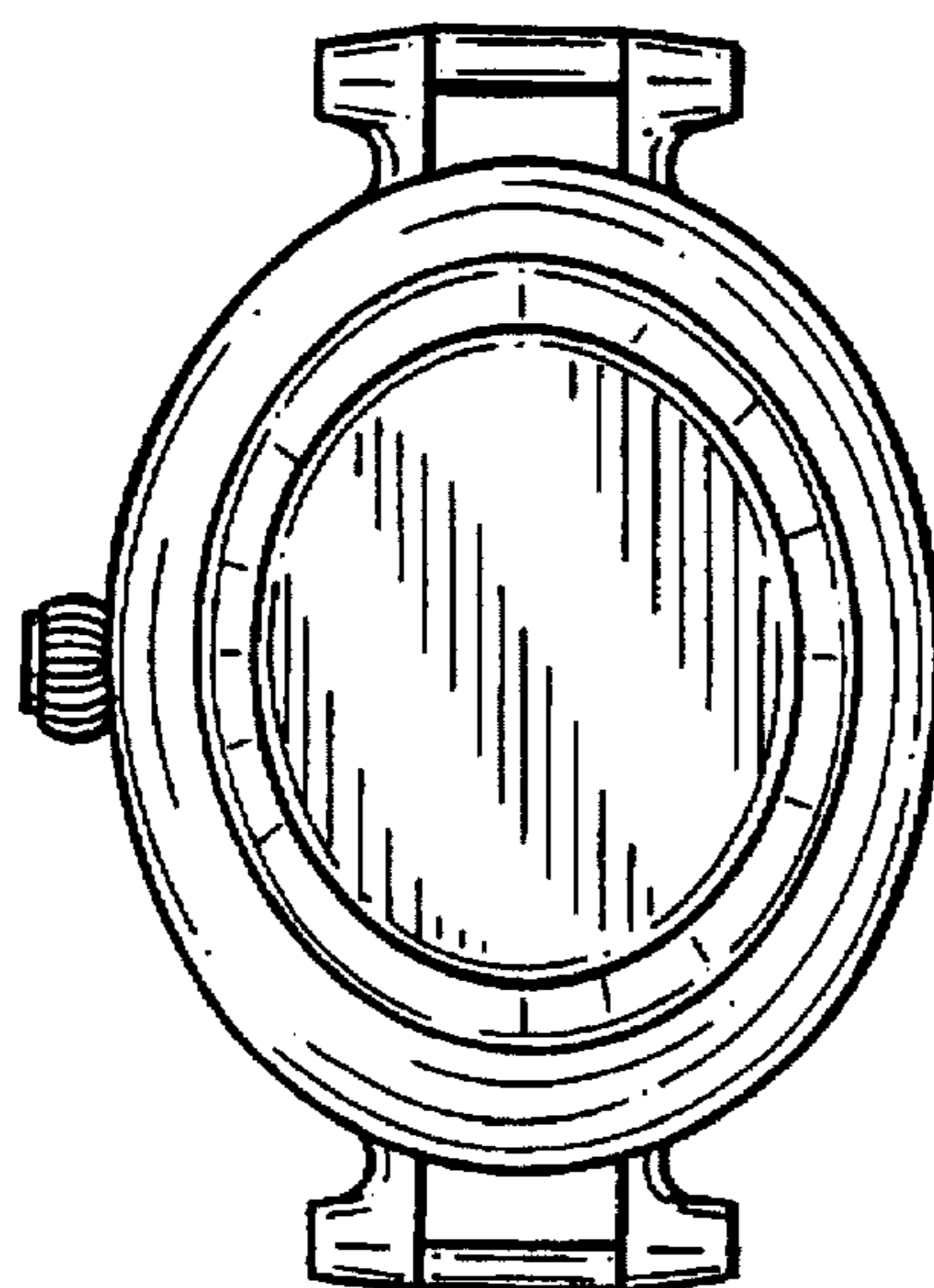


FIG. 4




FIG. 3




FIG. 2




FIG. 6

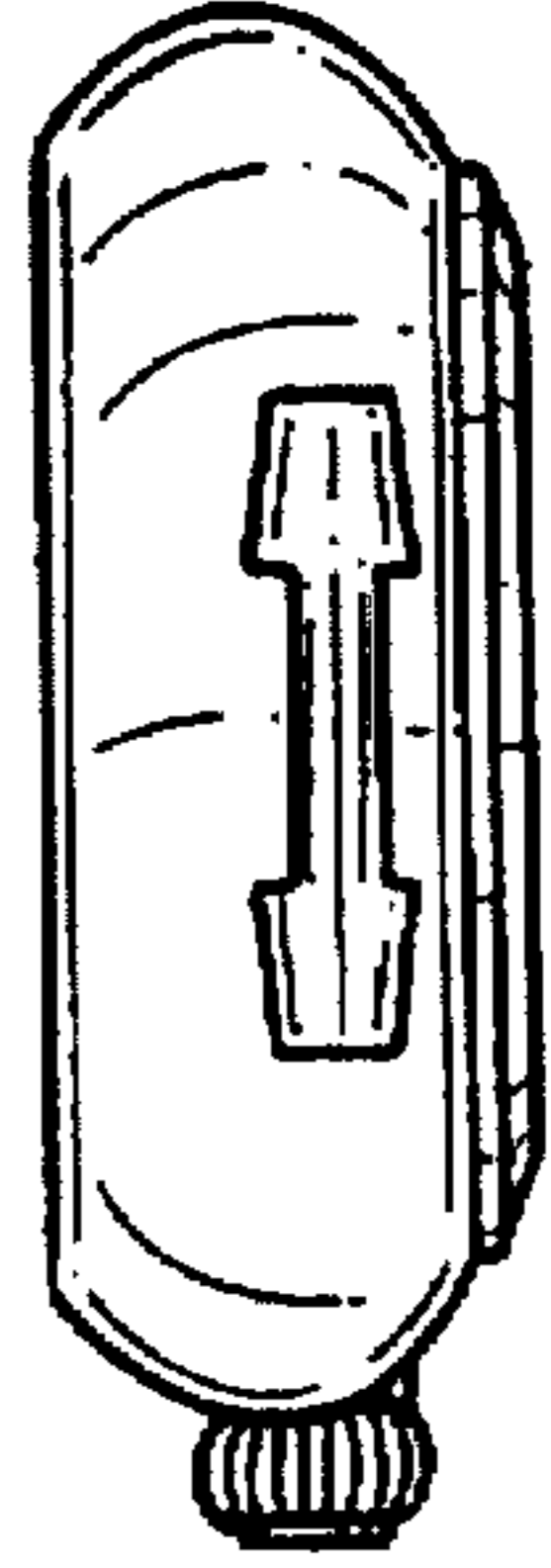


FIG. 5

