



US00D390116S

United States Patent [19]

[11] Patent Number: **Des. 390,116**

Larkin et al.

[45] Date of Patent: ****Feb. 3, 1998**

[54] CONTAINER

[75] Inventors: **Robert G. Larkin, Richmond; Dilip G. Maluste, Sugar Land, both of Tex.**

[73] Assignee: **The Coca-Cola Company, Atlanta, Ga.**

[**] Term: **14 Years**

[21] Appl. No.: **59,355**

[22] Filed: **Sep. 9, 1996**

[51] LOC (6) Cl. **09-01**

[52] U.S. Cl. **D9/528; D9/571**

[58] Field of Search **D9/528, 531, 536, D9/571; 215/389, 398, 384, 383, 382**

D. 274,500	7/1984	Sephton .	
D. 275,649	9/1984	Shortino et al. .	
D. 292,880	11/1987	Jacobs et al. .	
D. 293,888	1/1988	Rogler .	
D. 294,677	3/1988	Rogler .	
D. 311,864	11/1990	Davis	D9/528
D. 324,339	3/1992	Yeazell et al. .	
D. 324,821	3/1992	Solomon .	
D. 374,624	10/1996	Paoloski	D9/531
3,923,178	12/1975	Welker, III .	
4,838,464	6/1989	Briggs .	
4,890,752	1/1990	Ota et al. .	
5,054,632	10/1991	Alberghini et al. .	
5,056,674	10/1991	Swartley .	
5,067,622	11/1991	Garver et al. .	
5,156,285	10/1992	Zogg et al. .	
5,178,290	1/1993	Ota et al. .	
5,350,078	9/1994	Potts et al. .	

[56] **References Cited**

U.S. PATENT DOCUMENTS

D. 35,472	12/1901	McDonald et al. .	
D. 35,473	12/1901	McDonald et al. .	
D. 82,578	11/1930	Oblander .	
D. 130,689	4/1941	Teunisz .	
D. 131,949	4/1942	Teunisz .	
D. 135,998	7/1943	Schneier .	
D. 136,997	1/1944	Clark .	
D. 186,055	9/1959	Carafe .	
D. 189,730	2/1961	Williams et al. .	
D. 189,731	2/1961	Williams et al. .	
D. 189,732	2/1961	Williams et al. .	
D. 190,769	6/1961	Sterges .	
D. 195,063	4/1963	Lilling .	
D. 195,371	6/1963	Torongo .	
D. 204,325	4/1966	Myers	D9/571 X
D. 209,927	1/1968	Sterges .	
D. 214,551	7/1969	Plummer	D9/536
D. 245,068	7/1977	Ruriani .	
D. 258,802	4/1981	Beaver	D9/531

Primary Examiner—Lucy Lieberman

[57] **CLAIM**

The ornamental design for a container, as shown and described.

DESCRIPTION

FIG. 1 is a top front left side perspective view of a container showing my new design;
 FIG. 2 is a left side elevational view thereof (the right side view, not shown, mirrors the left side view);
 FIG. 3 is a rear elevational view thereof;
 FIG. 4 is a front elevational view;
 FIG. 5 is a top plan view thereof; and,
 FIG. 6 is a bottom plan view thereof.
 The broken lines showing the cap and container base are for illustrative purposes only and do not form part of the claimed design.

1 Claim, 5 Drawing Sheets

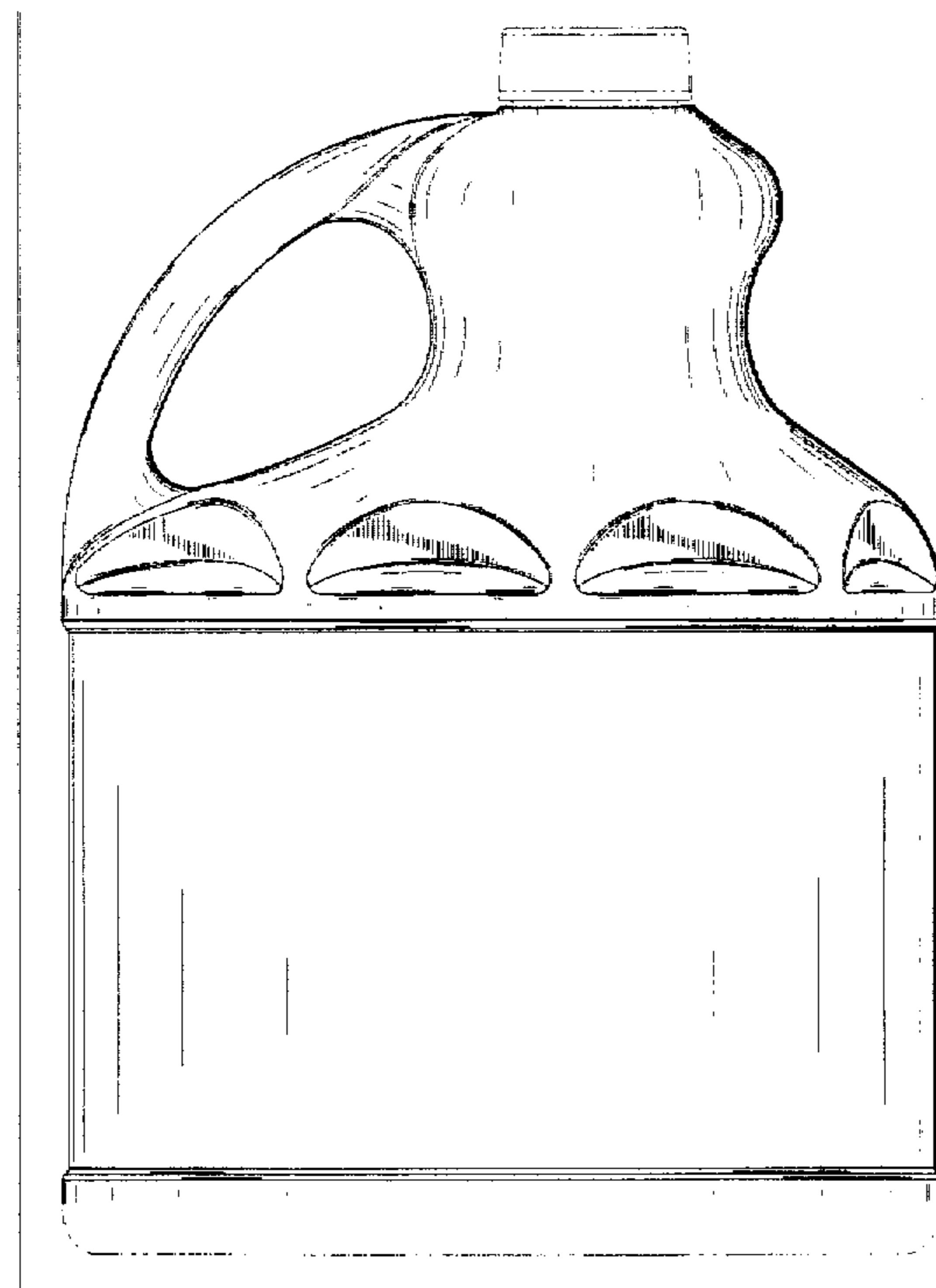




FIG. 1




FIG. 2

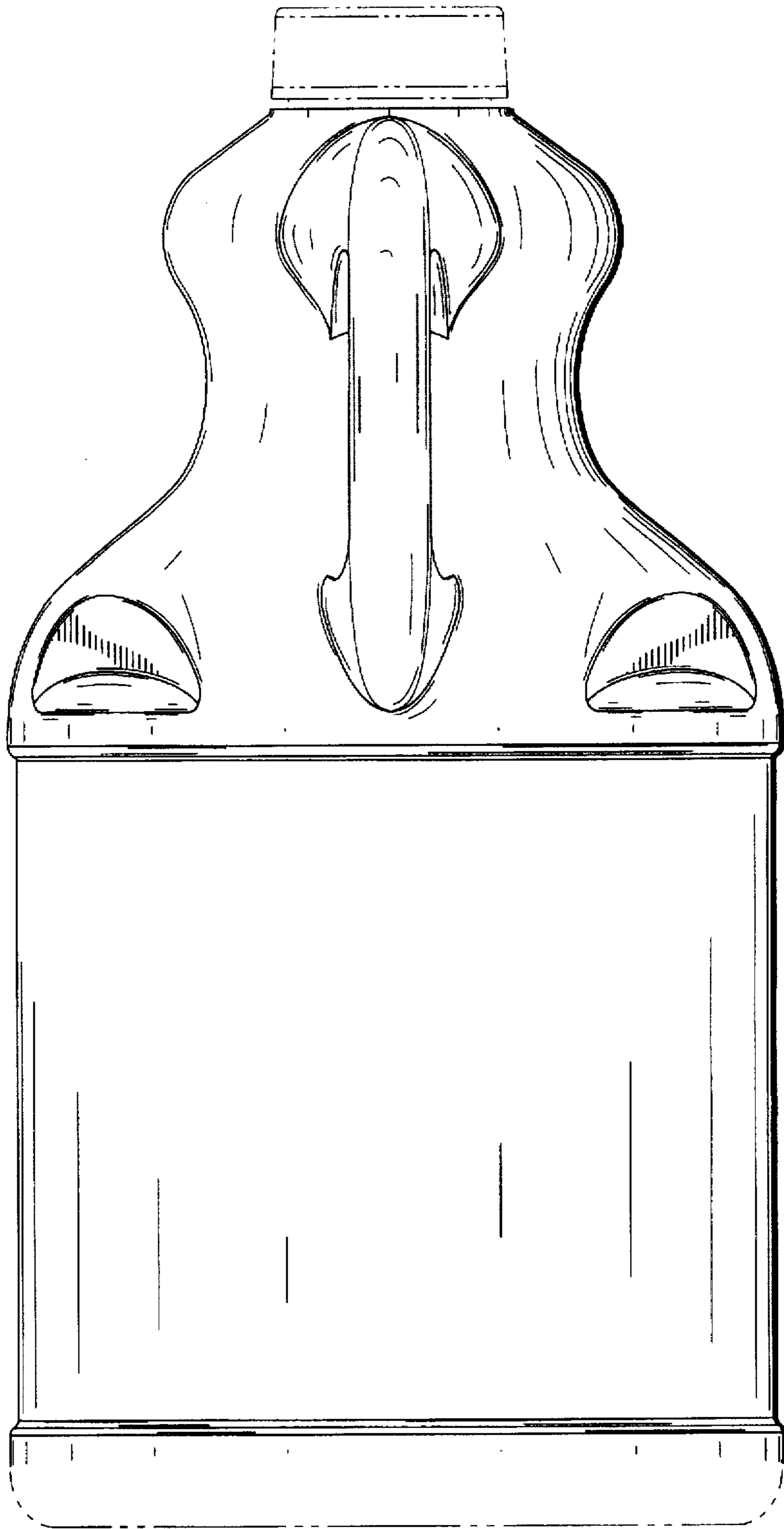


FIG. 3

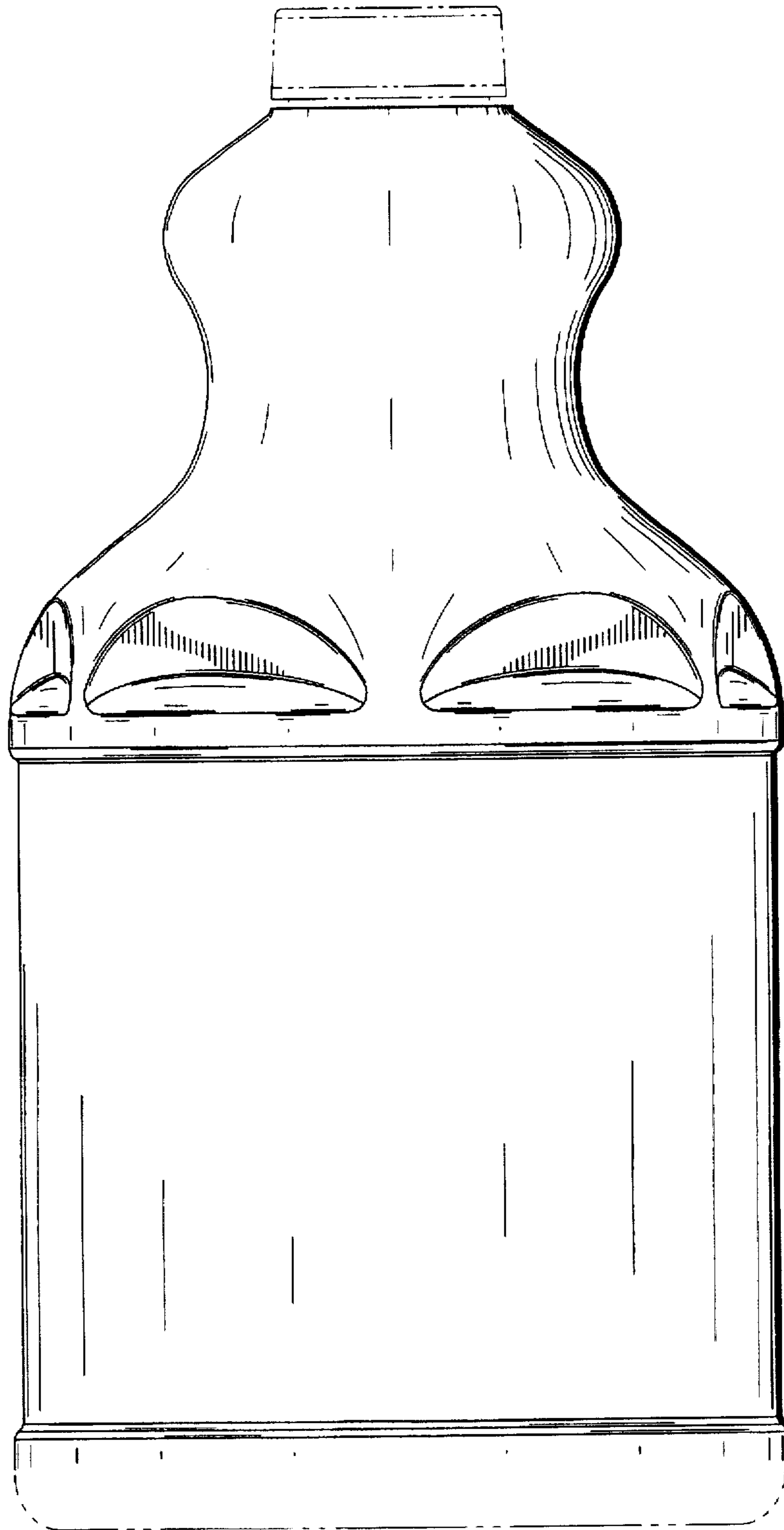


FIG. 4

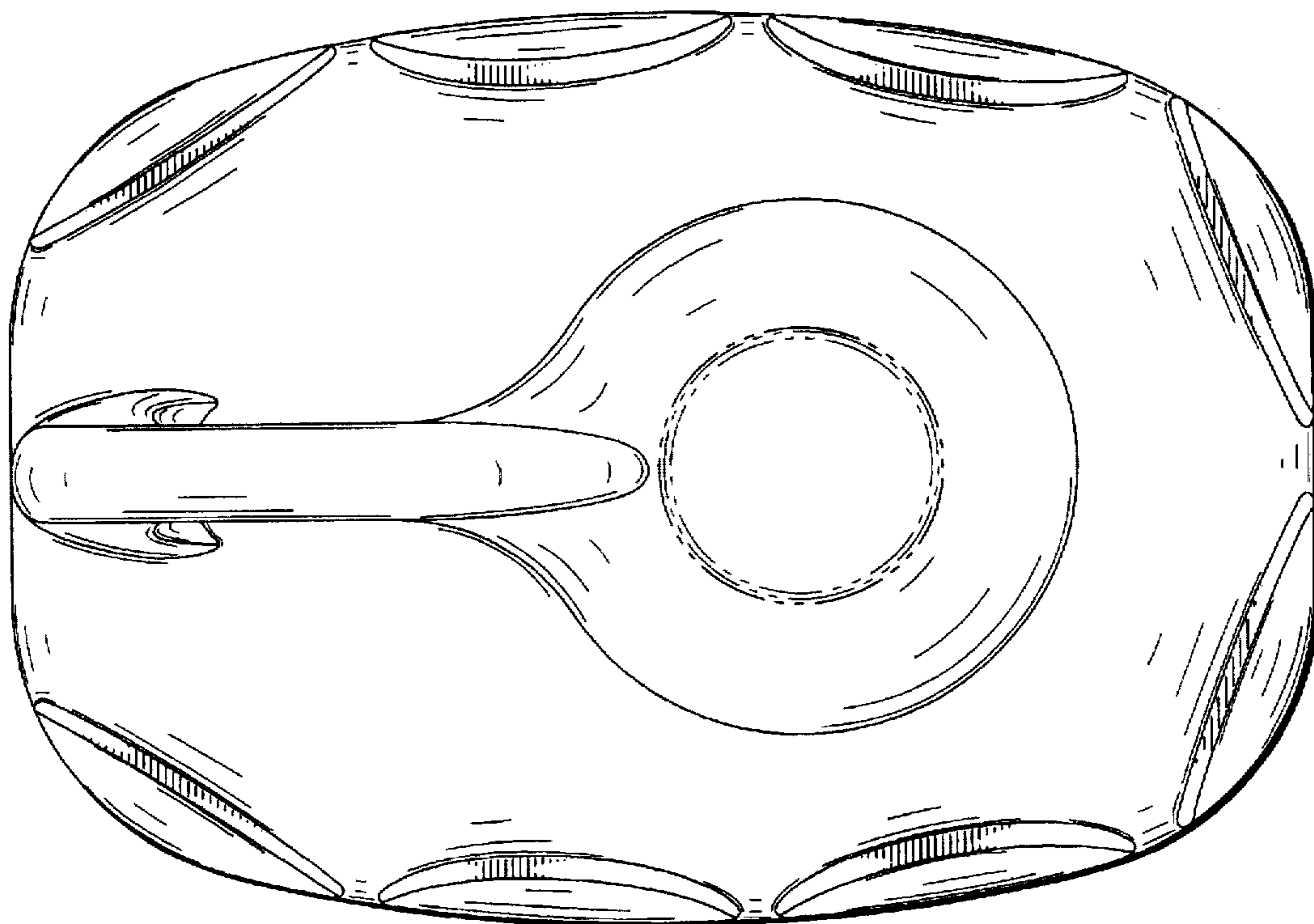


FIG. 5

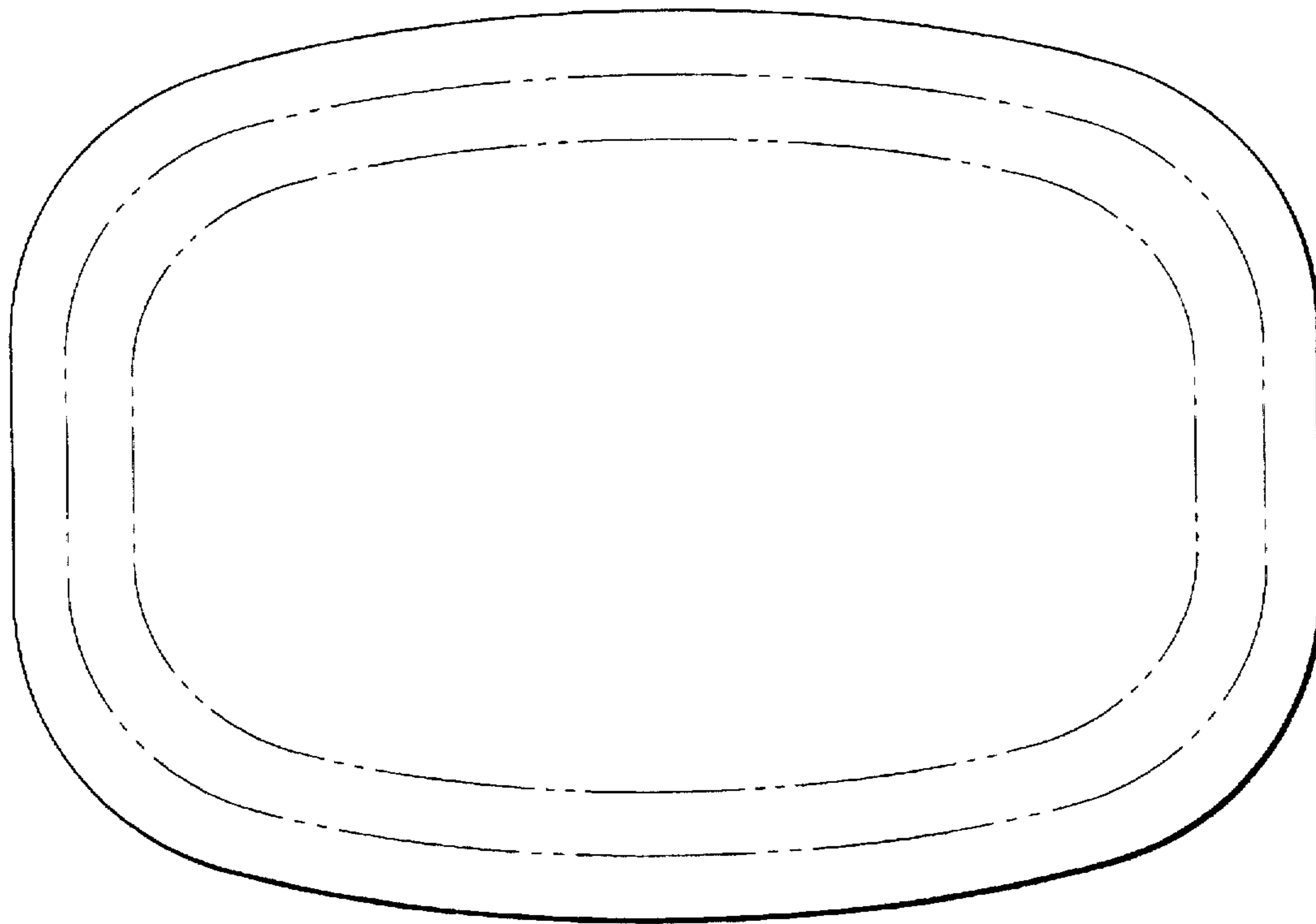


FIG. 6