



US00D390103S

# United States Patent [19]

Gerson

[11] Patent Number: **Des. 390,103**

[45] Date of Patent: **\*\*Feb. 3, 1998**

[54] **BANDAGE CASE**

[76] Inventor: **Howard J. Gerson**, 5300 W. 131st Ter.,  
Overland Park, Kans. 66209

[\*\*] Term: **14 Years**

[21] Appl. No.: **69,651**

[22] Filed: **Mar. 31, 1997**

[51] LOC (6) Cl. .... **09-03**

[52] U.S. Cl. .... **D9/307; D9/430; D9/414;**  
**D24/189**

[58] Field of Search ..... **D9/307, 430, 432,**  
**D9/337, 414, 416, 418, 428; D24/189;**  
**602/59, 52, 8, 22; 206/441, 457; D19/42**

[56] **References Cited**

### U.S. PATENT DOCUMENTS

D. 56,306	9/1920	Philips	.....	D9/414
D. 152,555	2/1949	Millard	.....	D9/418
D. 187,955	5/1960	Restaino et al.	.....	D24/189 X
D. 247,064	1/1978	Spiegelberg	.....	D9/416

D. 262,189	12/1981	Swatek	.....	D9/307
D. 344,978	3/1994	Monzyk	.....	D19/42
3,888,247	6/1975	Stenvale	.....	602/59
4,126,130	11/1978	Cowden et al.	.....	602/8

*Primary Examiner*—Martie Thompson  
*Attorney, Agent, or Firm*—Litman, McMahon and Brown,  
L.L.C.

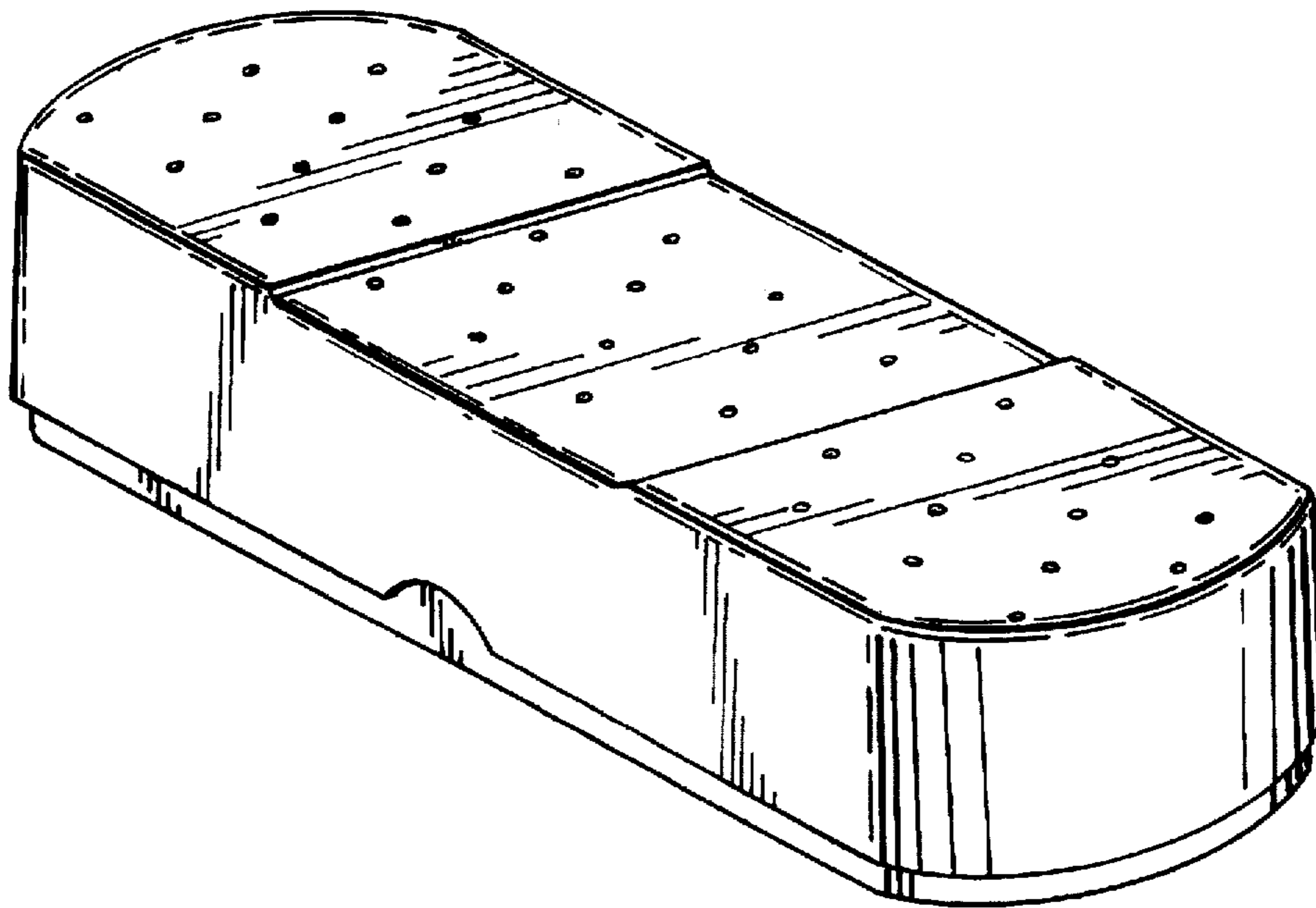
### [57] CLAIM

The ornamental design for a bandage case, as shown and described.


### DESCRIPTION

FIG. 1 is a perspective view of a bandage case showing my new design;  
FIG. 2 is a top view thereof;  
FIG. 3 is a left side view thereof, the right side view thereof is a mirror image of the right side image;  
FIG. 4 is a bottom view thereof; and,  
FIG. 5 is a front view thereof, the rear view thereof is a mirror image of the front view.


**1 Claim, 2 Drawing Sheets**



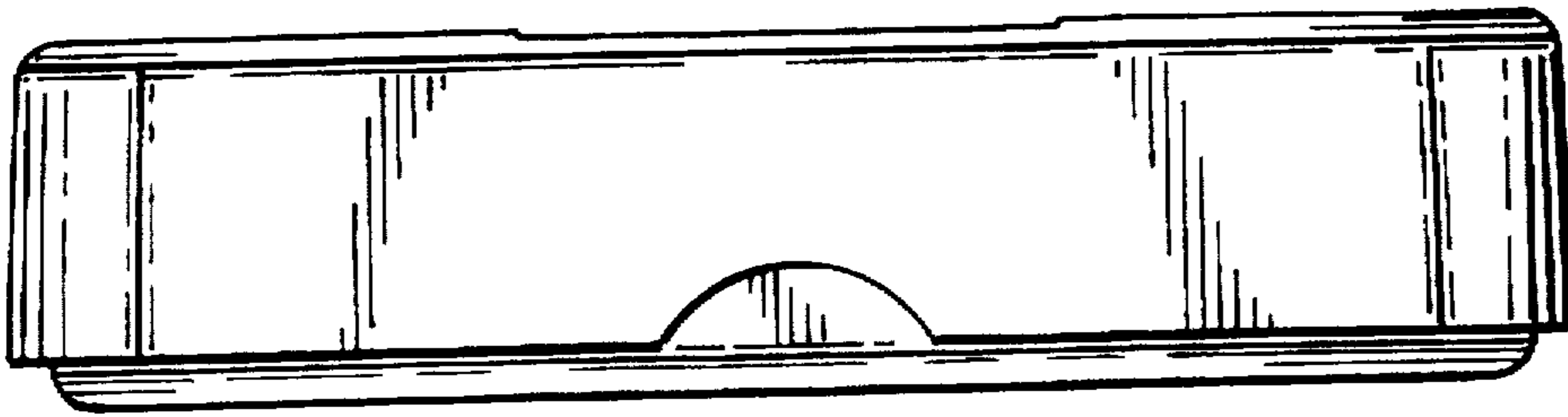
**Fig. 1.**



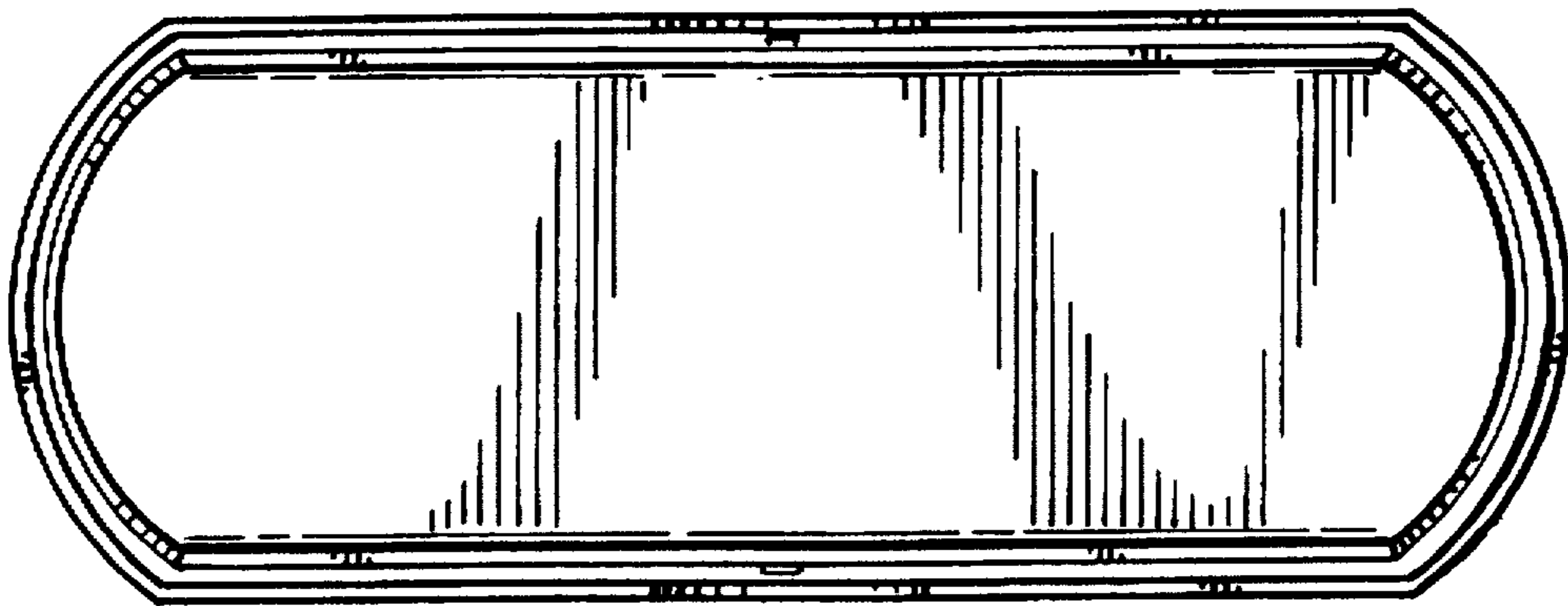
**Fig. 2.**



**Fig. 3.**



**Fig. 4.**



**Fig. 5.**

