



US00D390090S

United States Patent [19]

[11] Patent Number: **Des. 390,090**

Tobin, Jr.

[45] Date of Patent: ****Feb. 3, 1998**

[54] **HANDCUFF KEY**

D. 259,239	5/1981	DeWitt	D8/347
D. 289,731	5/1987	Mennie	D8/347
D. 301,542	6/1989	Krugar	D8/347
D. 365,270	12/1995	Parsons	D8/347

[75] Inventor: **Thomas H. Tobin, Jr.**, Fond du Lac, Wis.

[73] Assignee: **Tobin Tool & Die Company**, Fond du Lac, Wis.

Primary Examiner—Brian N. Vinson
Attorney, Agent, or Firm—Donald Cayen

[**] Term: **14 Years**

[57] **CLAIM**

[21] Appl. No.: **67,926**

The ornamental design for a handcuff key, as shown and described.

[22] Filed: **Apr. 14, 1997**

DESCRIPTION

Related U.S. Application Data

[63] Continuation-in-part of Ser. No. 540,800, Oct. 11, 1995.

FIG. 1 is a top, front, and right end perspective view of a handcuff key showing my new design;

[51] LOC (6) Cl. **08-07**

FIG. 2 is an enlarged vertical cross-sectional view thereof, taken through the center of the key;

[52] U.S. Cl. **D8/347**

[58] Field of Search D8/347-348; 70/393, 70/402, 403, 404, 407, 408

FIG. 3 is a top plan view thereof, the bottom being a mirror image of that shown;

FIG. 4 is a left end elevational view thereof; and,

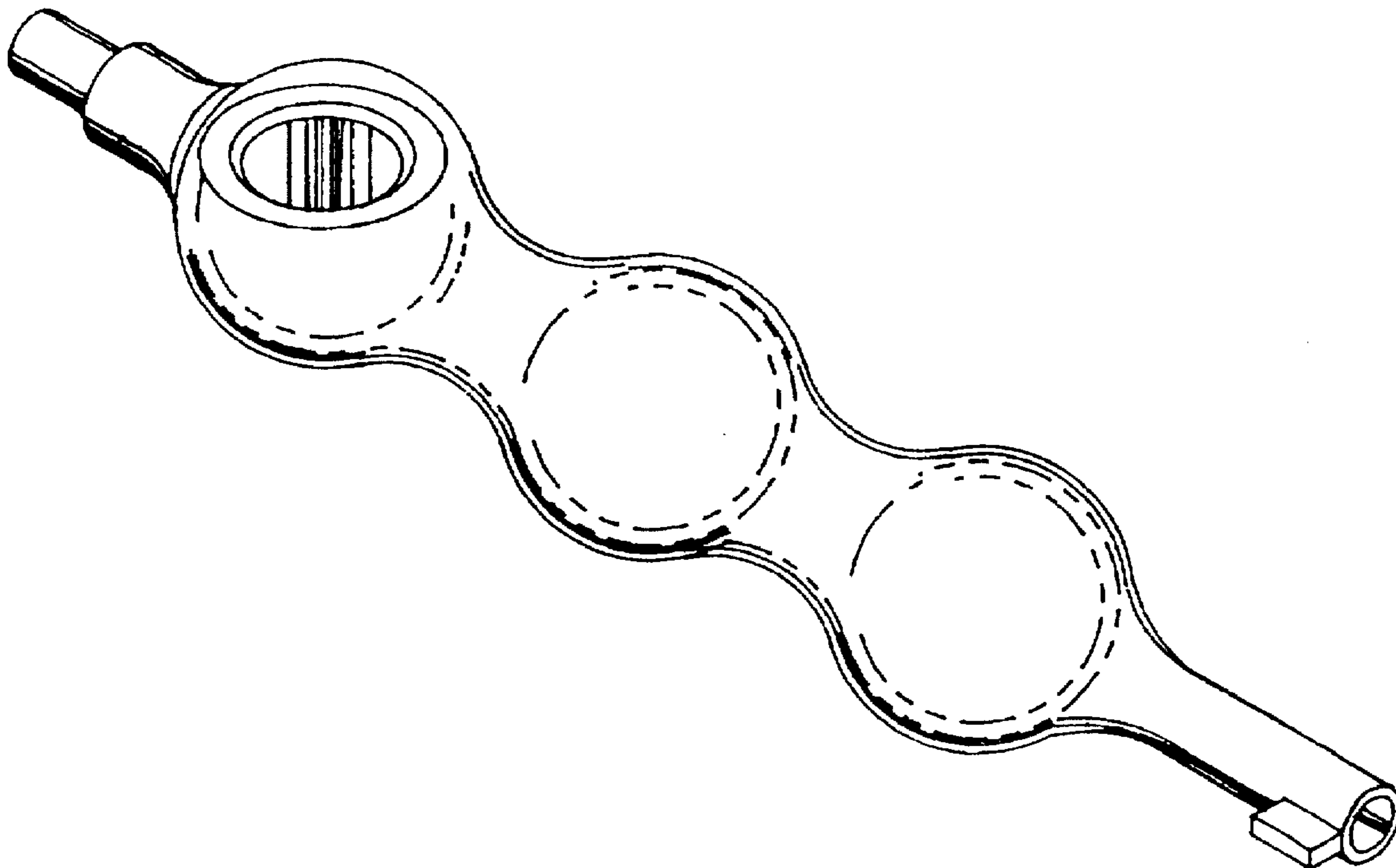
FIG. 5 is a right end elevational view thereof.

[56] **References Cited**

U.S. PATENT DOCUMENTS

D. 244,667 6/1977 Craft D8/347

1 Claim, 1 Drawing Sheet



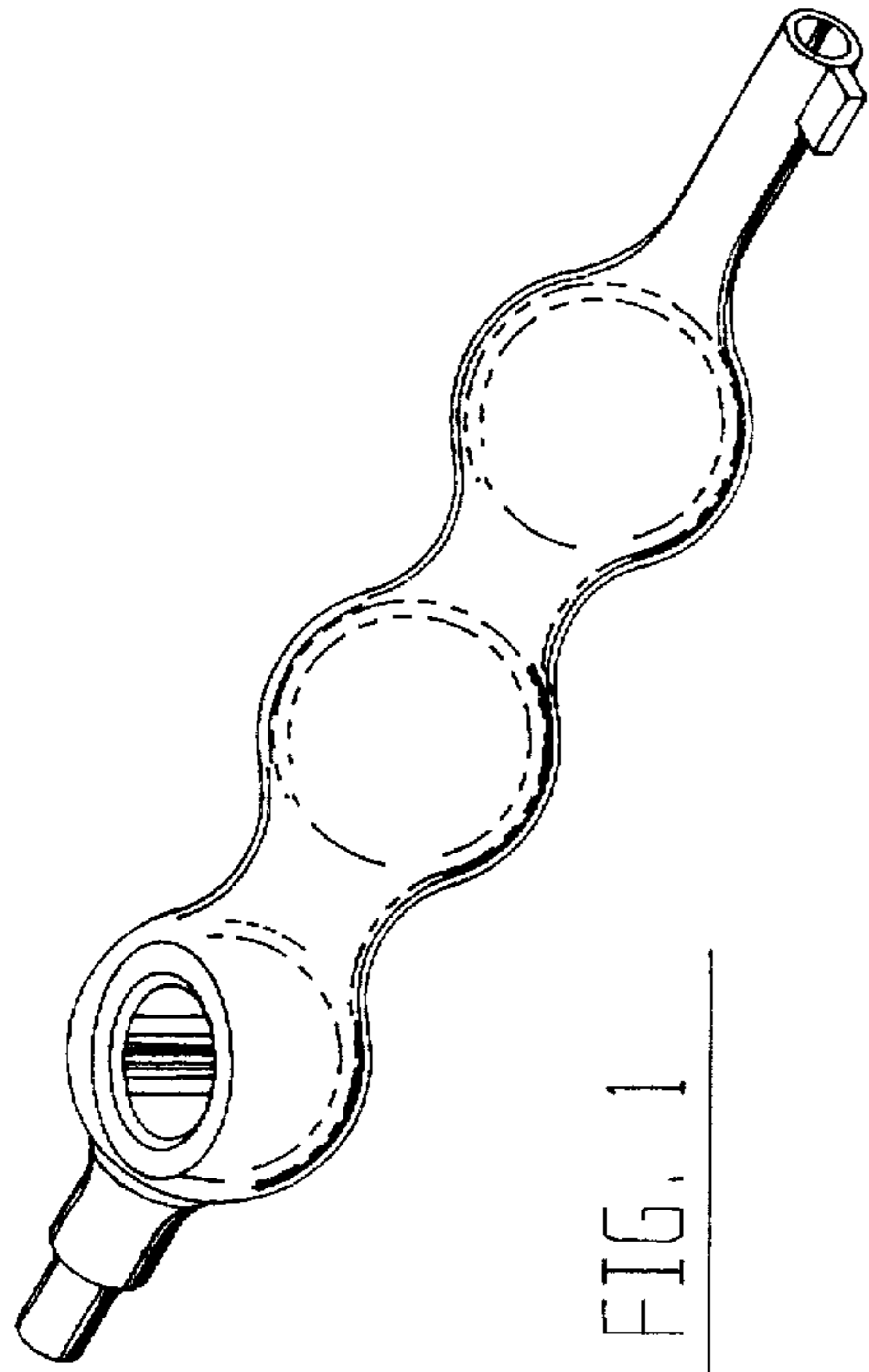


FIG. 1

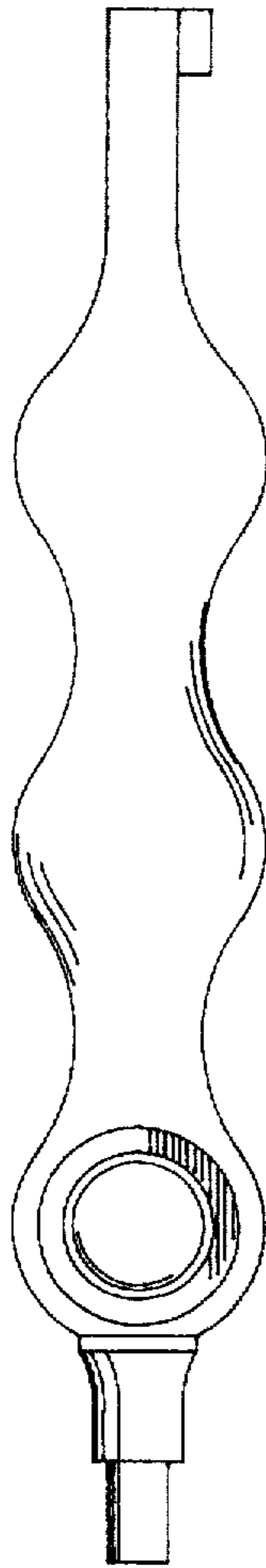


FIG. 3

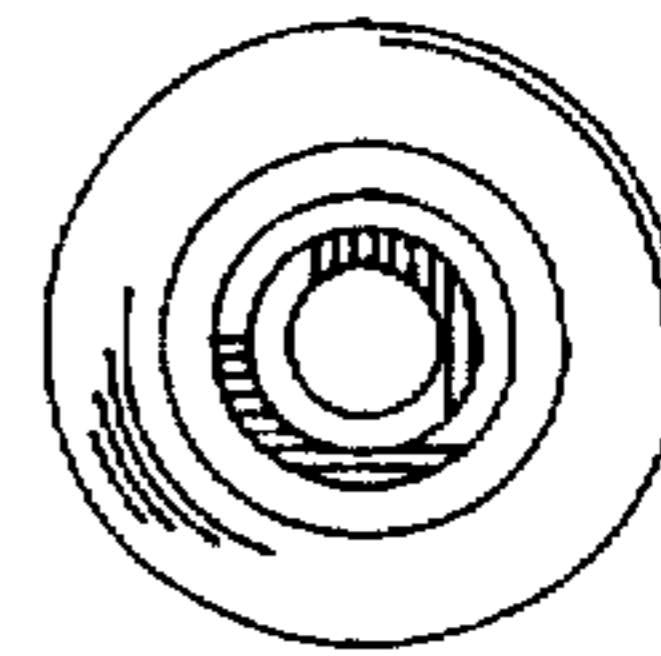


FIG. 4

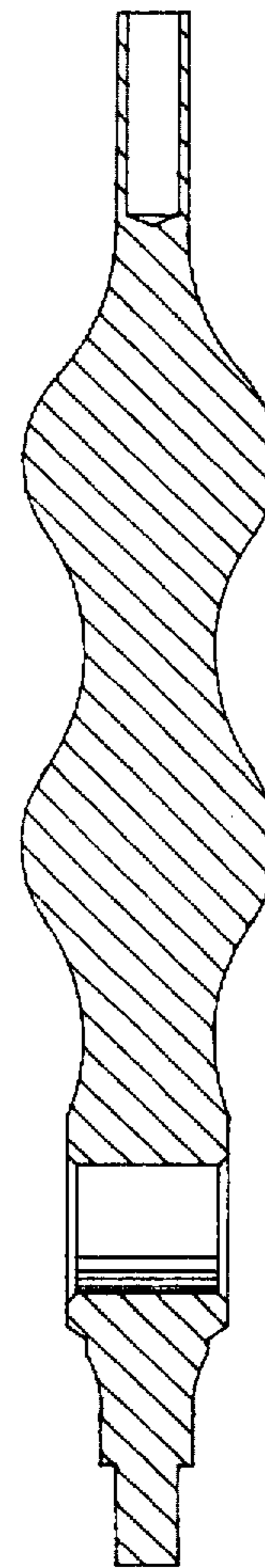


FIG. 2

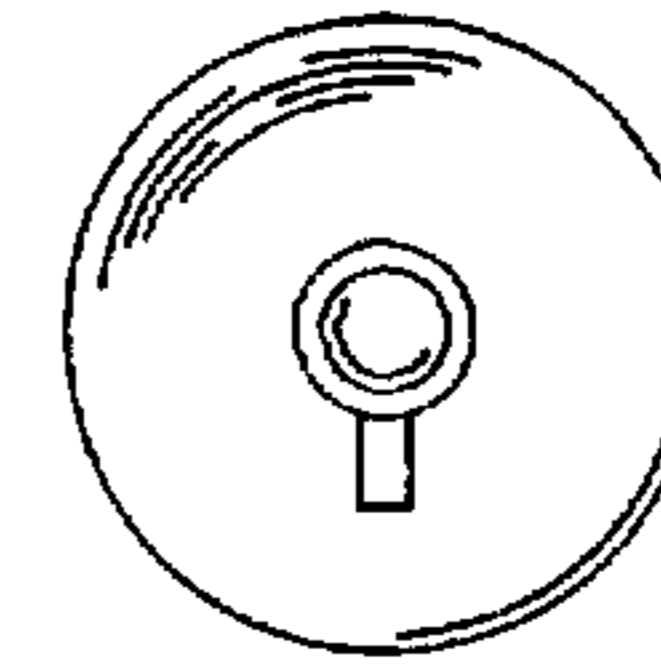


FIG. 5