



US00D390086S

United States Patent [19]

[11] Patent Number: **Des. 390,086**

Weinerman et al.

[45] Date of Patent: ****Feb. 3, 1998**

[54] **HANDLE AND HOUSING FOR LATCH AND LOCK**

[75] Inventors: **Lee S. Weinerman, Medina; Scott A. Arthurs, Brunswick, both of Ohio**

[73] Assignee: **The Eastern Company, Cleveland, Ohio**

[**] Term: **14 Years**

[21] Appl. No.: **48,262**

[22] Filed: **Dec. 22, 1995**

Related U.S. Application Data

[63] Continuation-in-part of Ser. No. 510,470, Aug. 2, 1995, Pat. No. 5,564,295, which is a continuation of Ser. No. 145,691, Oct. 29, 1993, Pat. No. 5,439,260.

[51] LOC (6) Cl. **08-06**

[52] U.S. Cl. **D8/306; D8/300**

[58] Field of Search D8/300, 301, 306, D8/313; 292/216, 337, 341.12, 48; 70/208, 472

[56] References Cited

U.S. PATENT DOCUMENTS

D. 218,672	9/1970	Lauper	D8/306 X
D. 303,617	9/1989	Russell et al.	D8/306
D. 303,618	9/1989	Russell et al.	D8/306
D. 303,621	9/1989	Russell et al.	D8/306 X
D. 303,922	10/1989	Russell et al.	D8/300 X
D. 304,155	10/1989	Russell et al.	D8/300 X
2,729,089	1/1956	Pelcin	70/151
2,793,386	5/1957	Muhlhauser	D8/313 X
3,333,878	8/1967	Pelcin	292/37
4,309,884	1/1982	Davis	70/472
4,312,203	1/1982	Davis	70/472
4,320,642	3/1982	Pastva	70/472
4,438,964	3/1984	Peters	292/216
4,641,865	2/1987	Pastva	292/5
4,706,478	11/1987	Swan et al.	70/208
4,892,338	1/1990	Weinerman et al.	292/35
4,896,906	1/1990	Weinerman et al.	292/48
4,911,487	3/1990	Rachocki	292/216
4,917,412	4/1990	Swan et al.	292/48
4,969,916	11/1990	Weinerman et al.	70/208
5,042,853	8/1991	Gleason et al.	292/126

5,058,937	10/1991	Miehe et al.	292/34
5,069,491	12/1991	Weinerman et al.	292/48
5,117,665	6/1992	Swan et al.	70/264
5,299,844	4/1994	Gleason	292/240
5,439,260	8/1995	Weinerman et al.	292/48
5,564,295	10/1996	Weinerman et al.	70/208

OTHER PUBLICATIONS

Versch Lock Mfg. Co., Inc., Columbia, SC, Two Untitled Product Information Sheets That Show RSL Series Paddle Locks, date unknown but believed to be prior to Dec., 1995. See also two pages of Versch Product Photos.

Tri/Mark Corporation, New Hampton, IA, Three Untitled Product Information Sheets (believed to be pp. 8, 11 & 12 from a Tri/Mark Catalog) that show locks of the 30-175, 30-400 and 30-450 Series, date unknown but believed to be prior to Dec., 1995.

(List continued on next page.)

Primary Examiner—Paula A. Mortimer
Attorney, Agent, or Firm—David A. Burge

[57] CLAIM

The ornamental design for a handle and housing for latch and lock, as shown and described.

DESCRIPTION

FIG. 1 is a front elevational view of a handle and housing for latch and lock showing our new design, with the handle shown in its normal, nested position with respect to the housing;

FIG. 2 is a rear elevational view thereof;

FIG. 3 is a bottom plan view thereof;

FIG. 4 is a top plan view thereof;

FIG. 5 is a right side elevational view thereof;

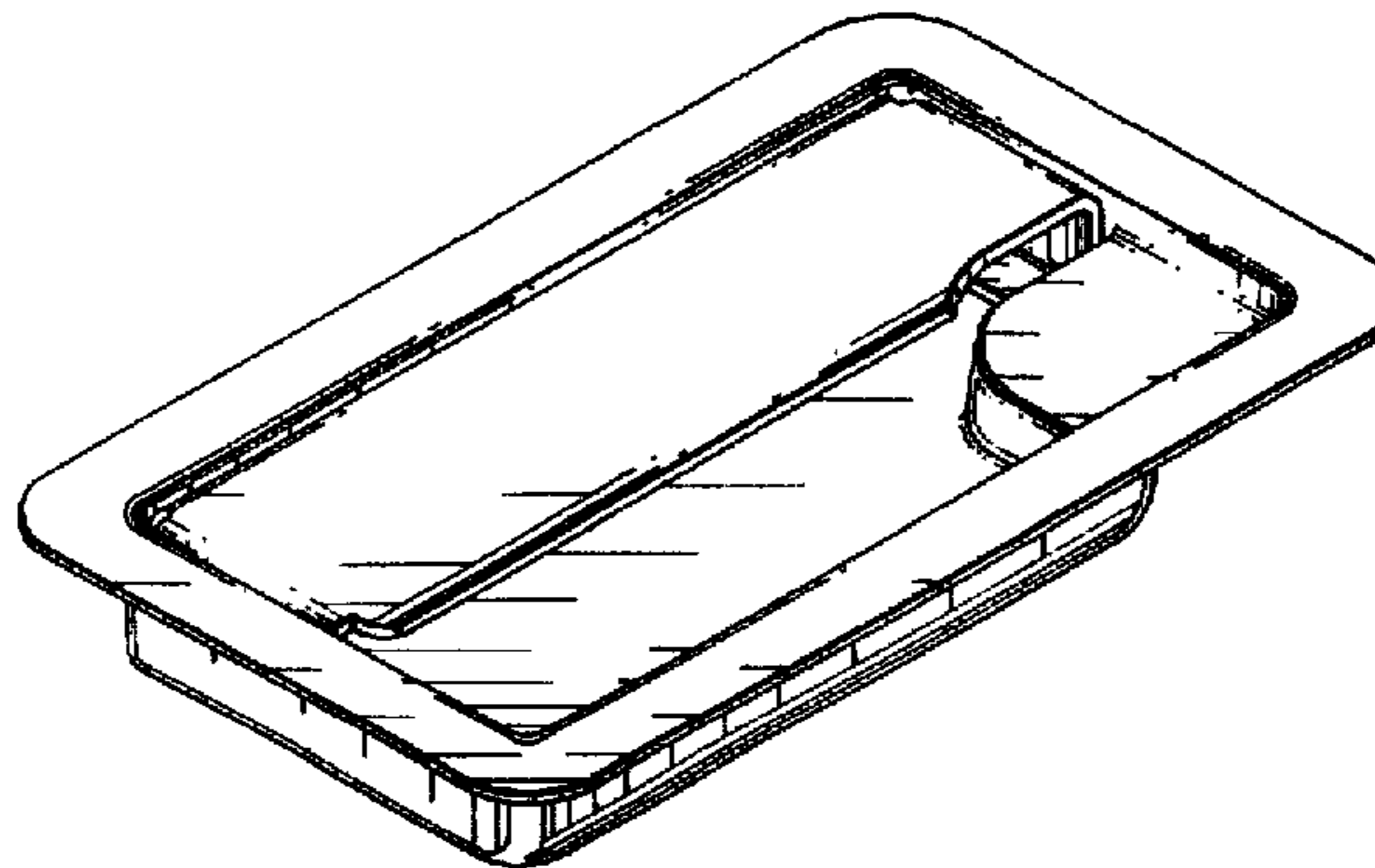
FIG. 6 is a left side elevational view thereof;

FIG. 7 is a perspective view illustrating principally front, bottom and left side portions thereof;

FIG. 8 is a perspective view illustrating principally rear, top and right side portions thereof; and,

FIG. 9 is a perspective view illustrating principally front and bottom portions thereof, with the view showing the handle extended relative to the housing by being pivoted to an operated position.

1 Claim, 4 Drawing Sheets



OTHER PUBLICATIONS

Cleveland Hardware, Cleveland, OH, One Untitled Product Information Sheet showing a No. 1-2600-AH Lock, date unknown but believed to be prior to Dec., 1995.

Eberhard Manufacturing Co. (division of the Eastern Company), Cleveland, OH, Catalog 106 Entitled "Industrial and

Vehicular Hardware", 1994, pp. 4-9, 26, 32-36, 64-65 and 71-75.

General Motors Corp., Detroit, MI, photos showing a vehicle handle assembly part No. 15686155 which has been available at Chevrolet Dealers since at least as early as 1993.

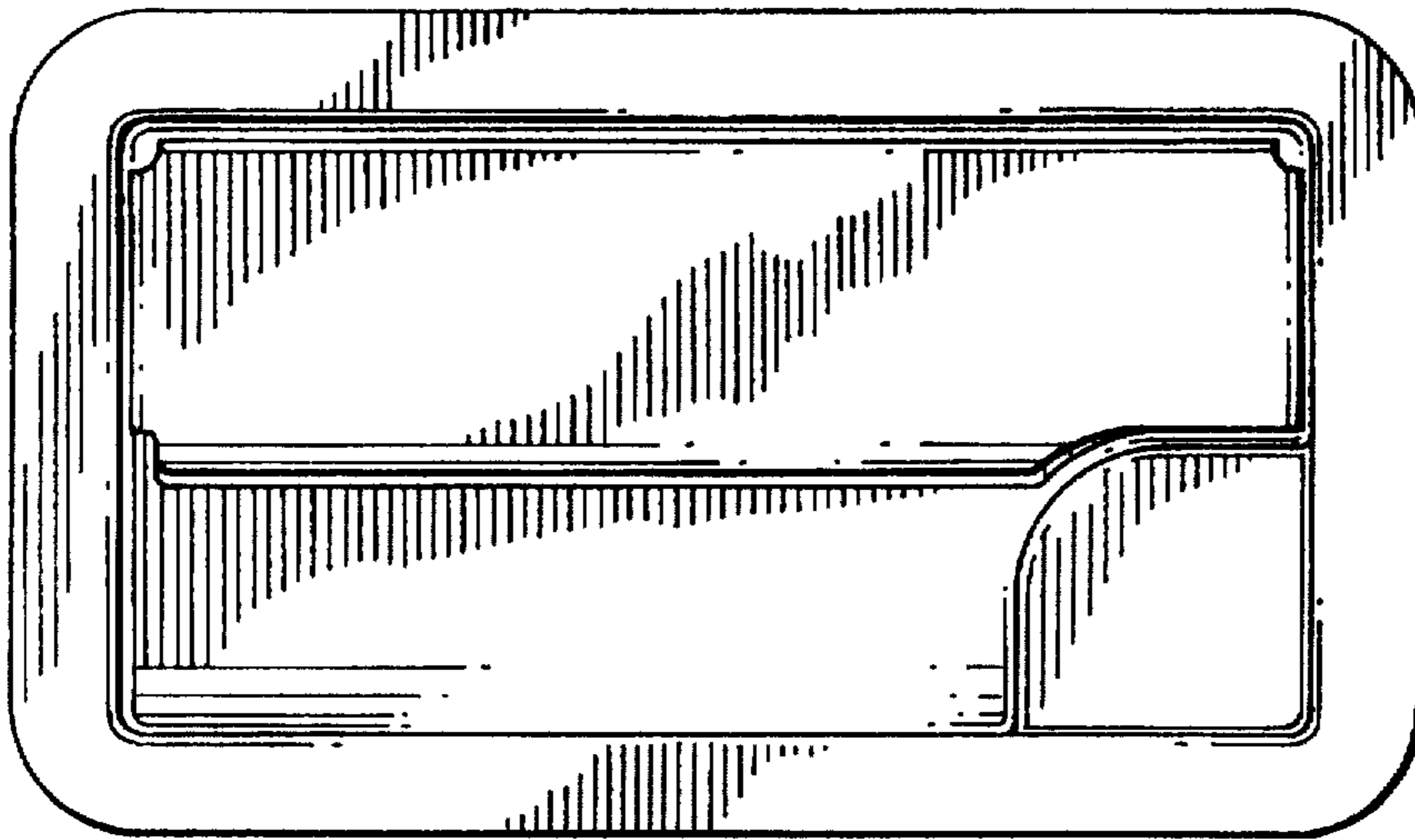


FIG. 1

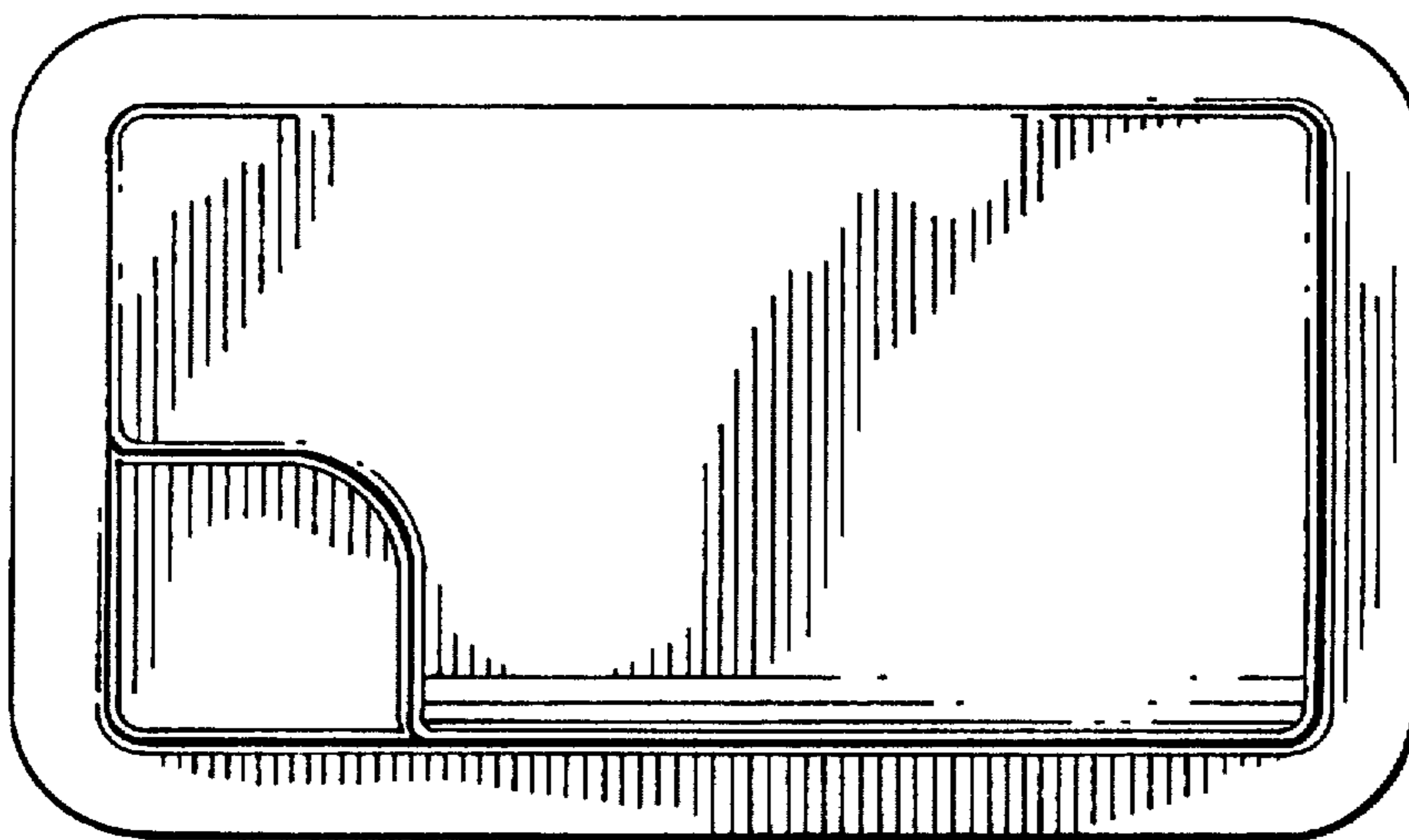


FIG. 2




FIG. 3

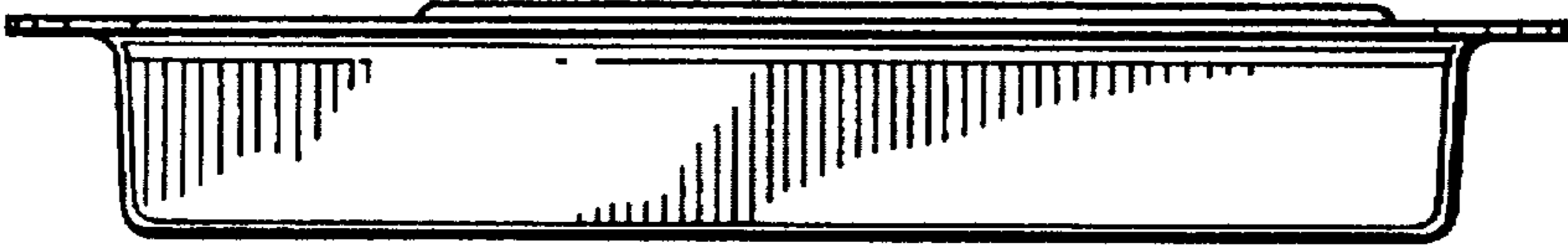


FIG. 4

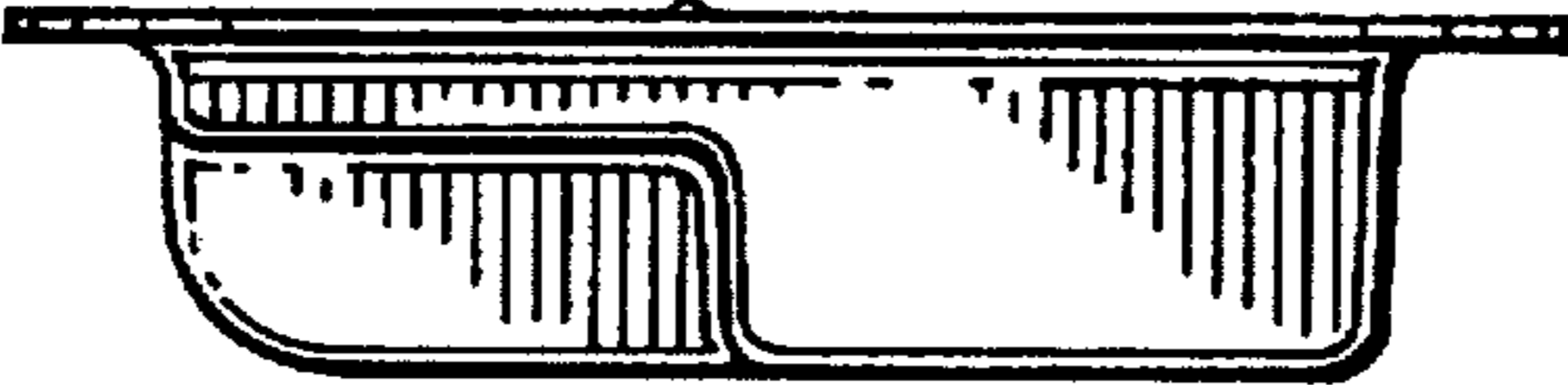


FIG. 5



FIG. 6

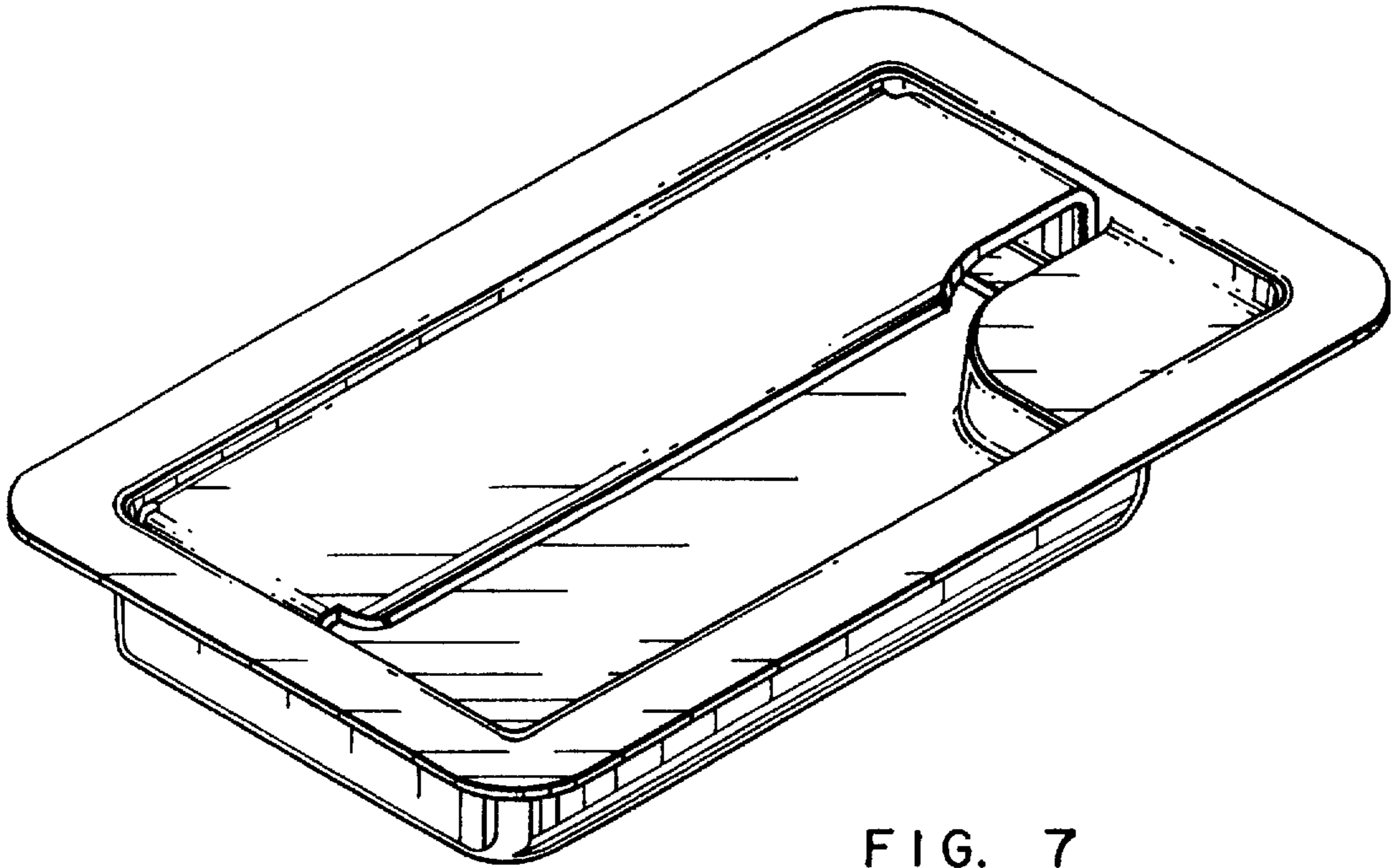


FIG. 7

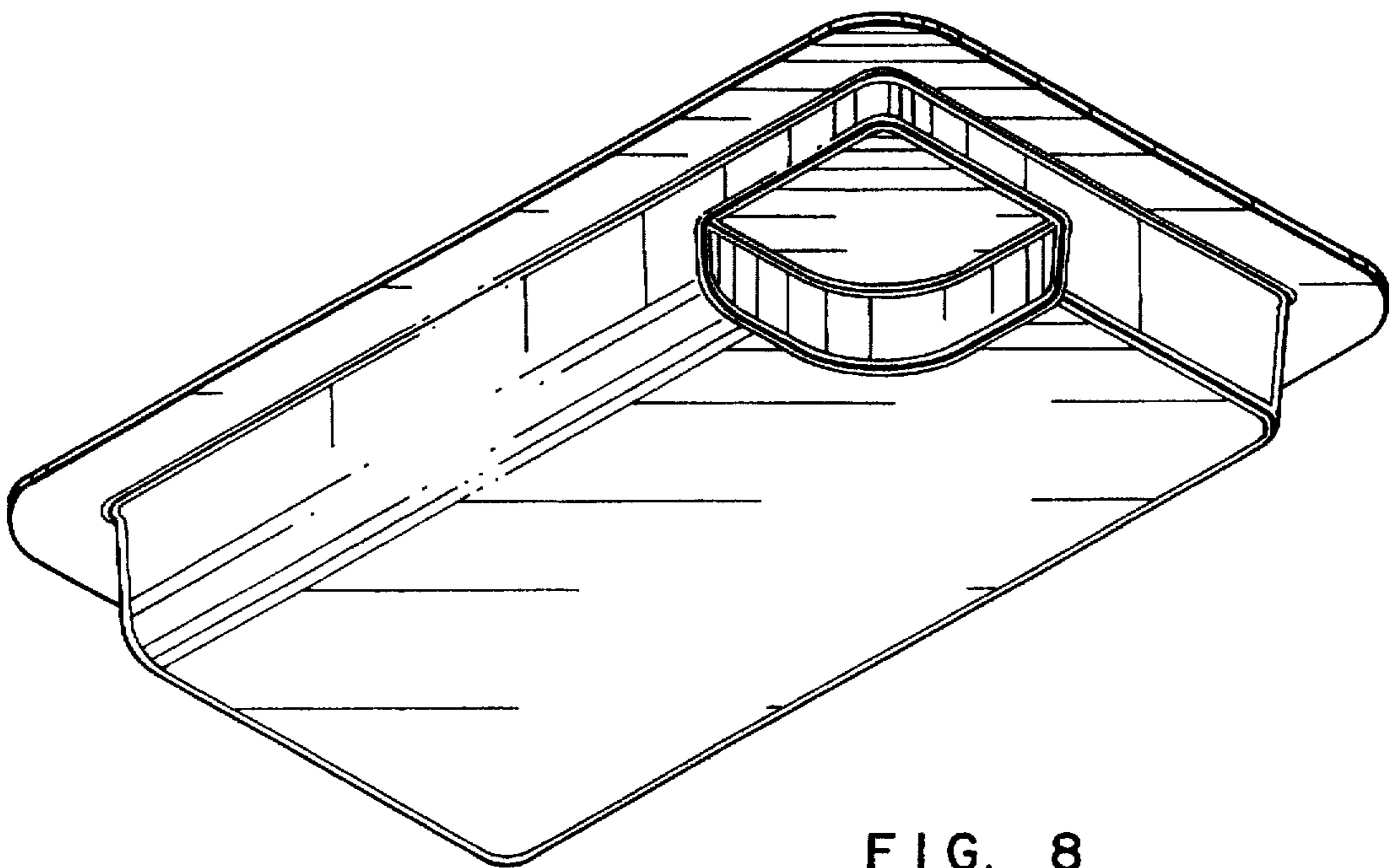


FIG. 8



FIG. 9