



US00D390085S

**United States Patent** [19]  
**Franks**

[11] **Patent Number:** **Des. 390,085**  
[45] **Date of Patent:** **\*\*Feb. 3, 1998**

[54] **HANDGRIP**

[76] **Inventor:** **Jon Franks, 360 N. Sepulveda Blvd.,  
Ste. 1030, El Segundo, Calif. 90245**

[\*\*] **Term:** **14 Years**

[21] **Appl. No.:** **68,581**

[22] **Filed:** **Mar. 24, 1997**

[51] **LOC (6) Cl.** ..... **08-06**

[52] **U.S. Cl.** ..... **D8/303**

[58] **Field of Search** ..... **D8/300, 303; 74/551.8,  
74/551.9, 502.2; 16/110 R, 110.5, 111.1,  
DIG. 12**

[56] **References Cited**

**U.S. PATENT DOCUMENTS**

D. 195,520 6/1963 Miller ..... D8/303  
D. 300,506 4/1989 Pedone ..... D8/303

D. 355,831 2/1995 Hull et al. .... D8/303  
D. 368,011 3/1996 McCoy ..... D8/303  
D. 375,036 10/1996 David et al. .... D8/303

*Primary Examiner*—Melody N. Brown  
*Attorney, Agent, or Firm*—Roger A. Marrs

[57] **CLAIM**

The ornamental design for a handgrip, as shown and described.

**DESCRIPTION**

FIG. 1 is a side elevational view showing my new design for a handgrip;  
FIG. 2 is a rear elevational view thereof;  
FIG. 3 is a front elevational view thereof;  
FIG. 4 is a top plan view thereof; and,  
FIG. 5 is a bottom plan view thereof.

**1 Claim, 1 Drawing Sheet**

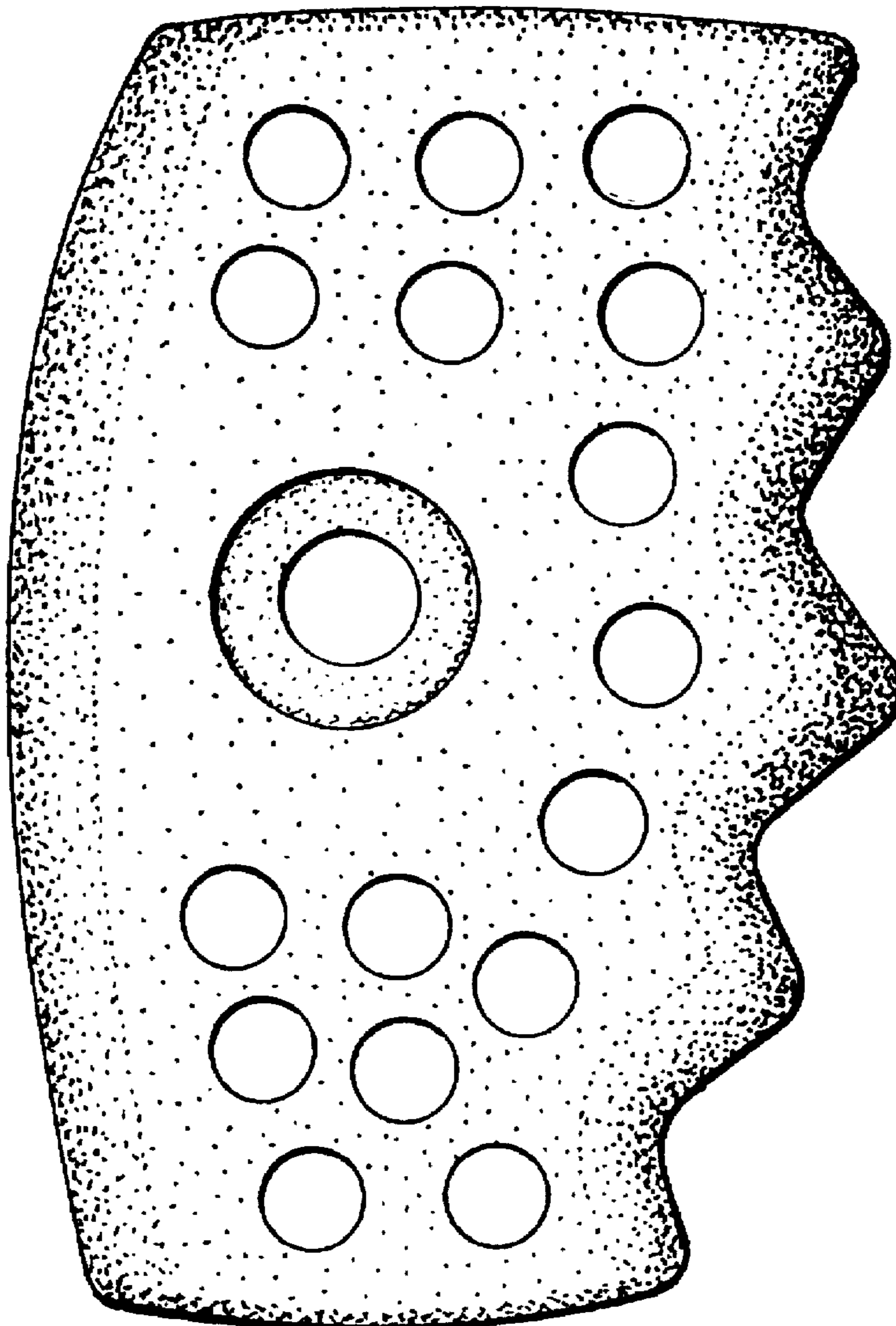


FIG. 1

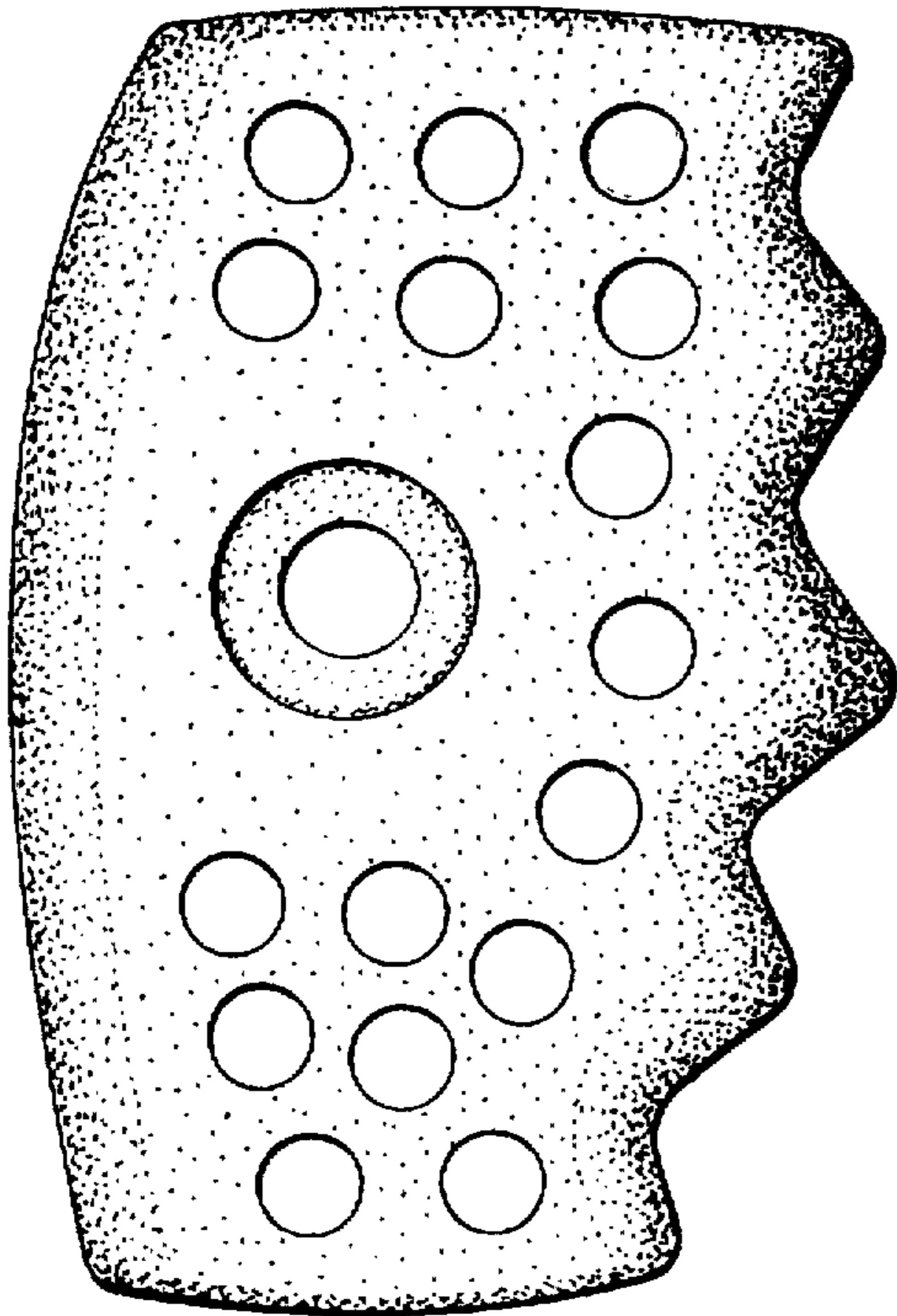


FIG. 2

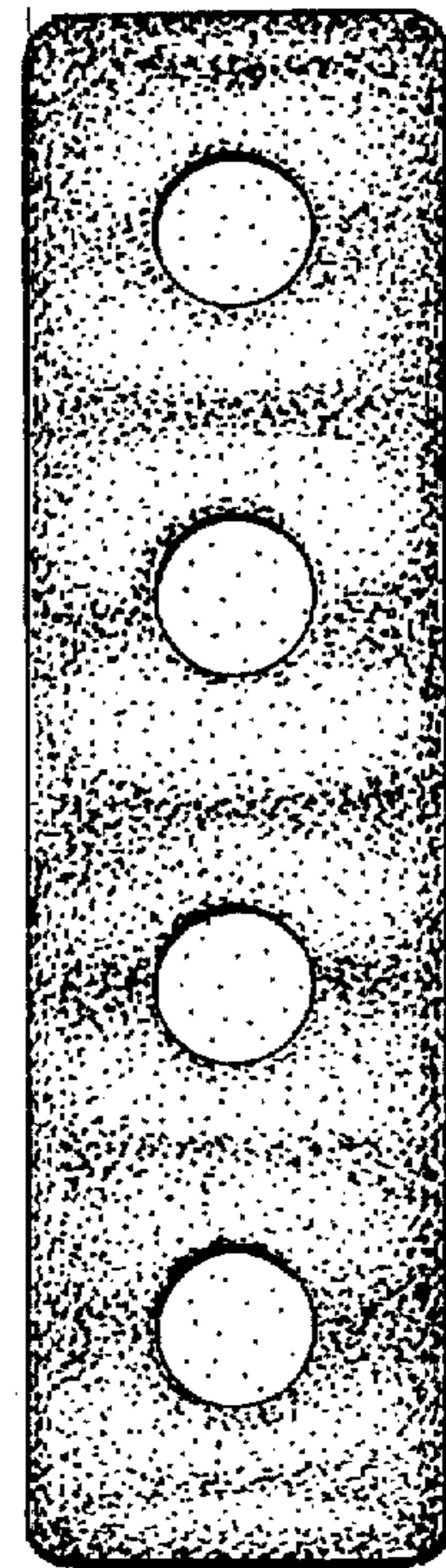


FIG. 3




FIG. 4

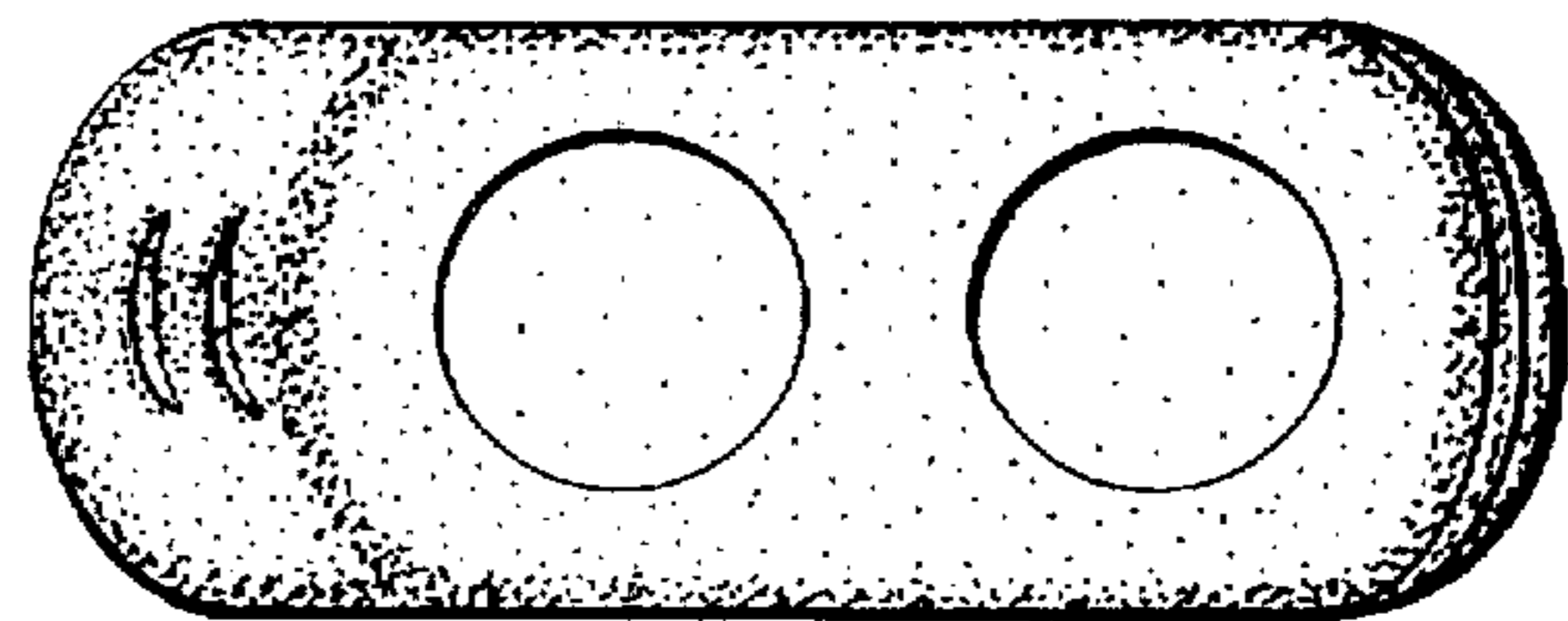


FIG. 5

