



US00D390049S

**United States Patent** [19]  
**Diaz-Azcuy**

[11] **Patent Number:** **Des. 390,049**  
[45] **Date of Patent:** **\*\*Feb. 3, 1998**

[54] **TABLE**

[75] **Inventor:** **Orlando Diaz-Azcuy**, San Francisco, Calif.

[73] **Assignee:** **McGuire Furniture Company Inc.**, San Francisco, Calif.

[\*\*] **Term:** **14 Years**

[21] **Appl. No.:** **68,426**

[22] **Filed:** **Apr. 4, 1997**

**Related U.S. Application Data**

[62] Division of Ser. No. 51,421, Mar. 11, 1996.

[51] **LOC (6) Cl.** ..... **06-03**

[52] **U.S. Cl.** ..... **D6/483**

[58] **Field of Search** ..... D6/480-489, 495-499,  
D6/451; 108/153, 156, 157, 161; 248/188,  
188.1

**References Cited**

**U.S. PATENT DOCUMENTS**

- D. 138,819 9/1944 Larson ..... D6/488
- D. 282,799 3/1986 Doezema ..... D6/495
- D. 364,056 11/1995 Berry, Jr. et al. .... D6/483
- D. 371,700 7/1996 Rosen ..... D6/483

**OTHER PUBLICATIONS**

Baker advertisement undated (1950-1960's time period), p. 35 for Model 5094-3.  
Baker Palladian advertisement undated for Model 4544<sup>1</sup>/<sub>2</sub>-3 Table.

Baker undated advertisement showing headboard.

Baker advertisement undated, p. 125 for Model 5-6529.

Kent of Grand Rapids advertisement undated (1950-1960's time period), p. D-1/.

Niermann Weeks advertisement undated showing table.

Profiles in Style article, p. 48, showing table.

McGuire Catalog dated 1965, 1987, 1992, p. 39 for Models 35B, 35B-F, 36 tables.

Foley's, Aug. 20, 1994, p. 6 table in center.

*Primary Examiner*—Janice E. Seeger  
*Attorney, Agent, or Firm*—Merchant, Gould, Smith, Edell, Welter & Schmidt, P.A.

**CLAIM**

[57] The ornamental design for table, as shown and described.

**DESCRIPTION**

FIG. 1 is a perspective view taken from the top, front and right side of a table embodying of my new design;

FIG. 2 is a top plan view thereof;

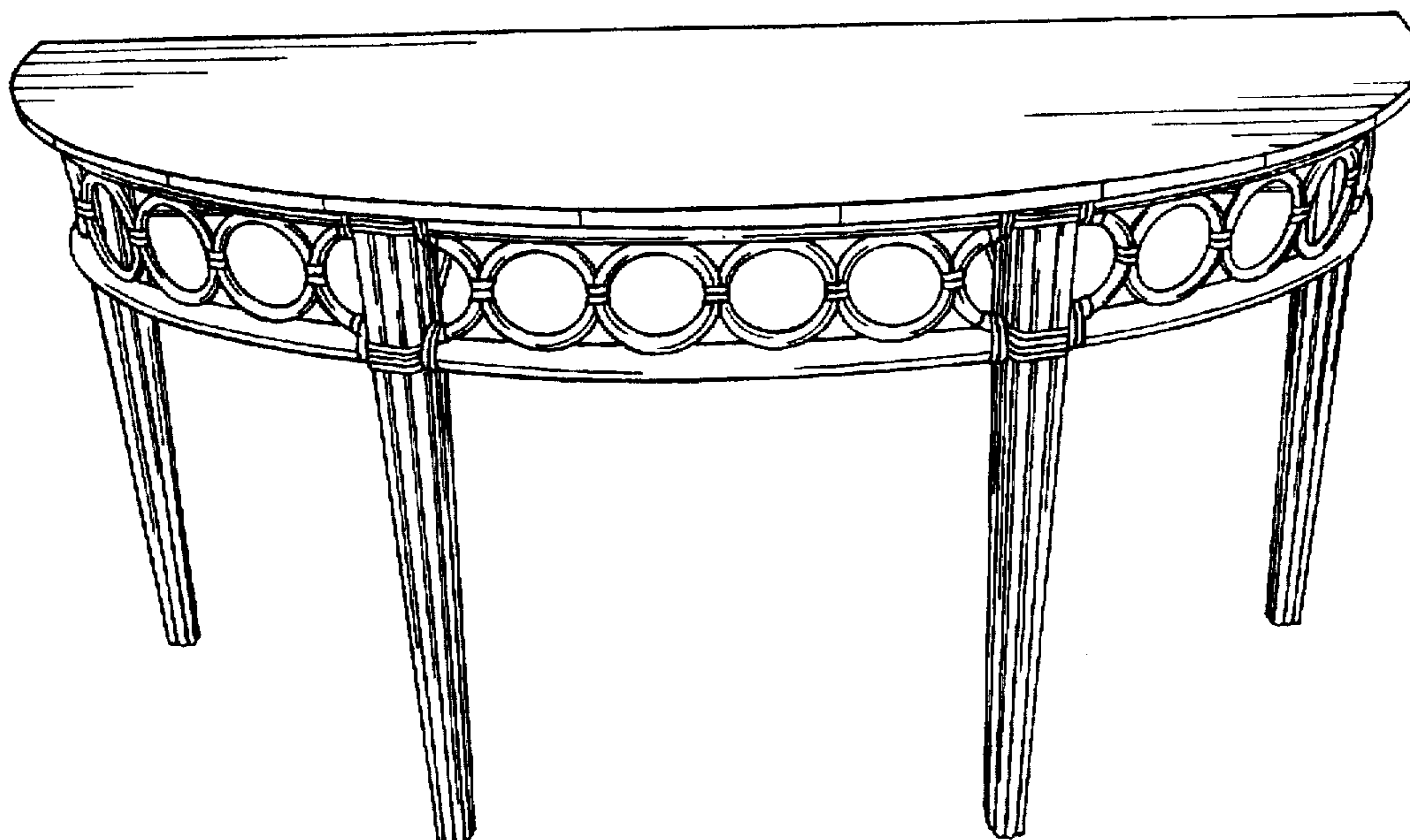
FIG. 3 is a bottom plan view thereof;

FIG. 4 is a front elevational view thereof;

FIG. 5 is a the rear elevational view thereof; and,

FIG. 6 is a right side elevational view thereof; the left side elevational view being mirror image of the right side shown.

**1 Claim, 6 Drawing Sheets**



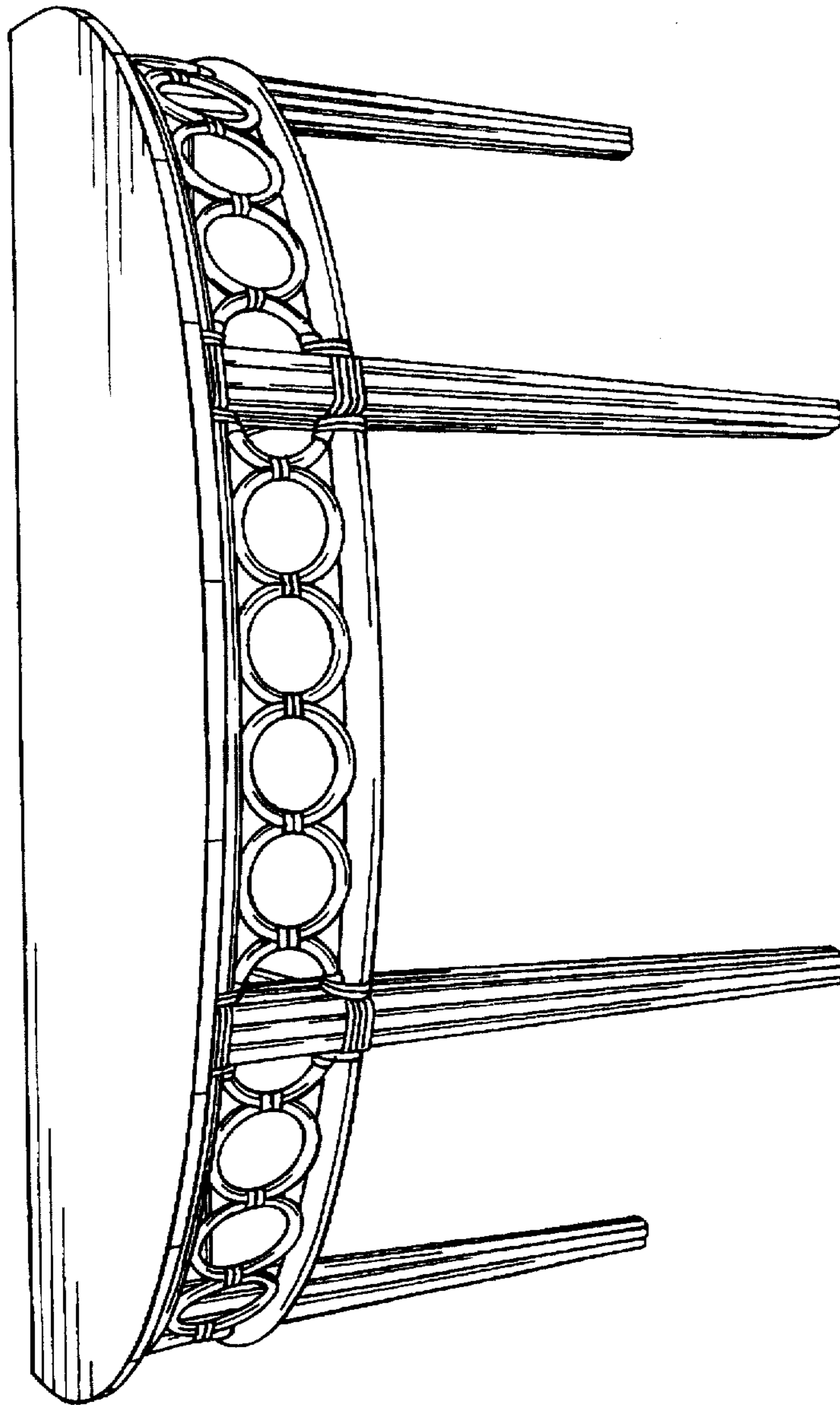


FIG. 1

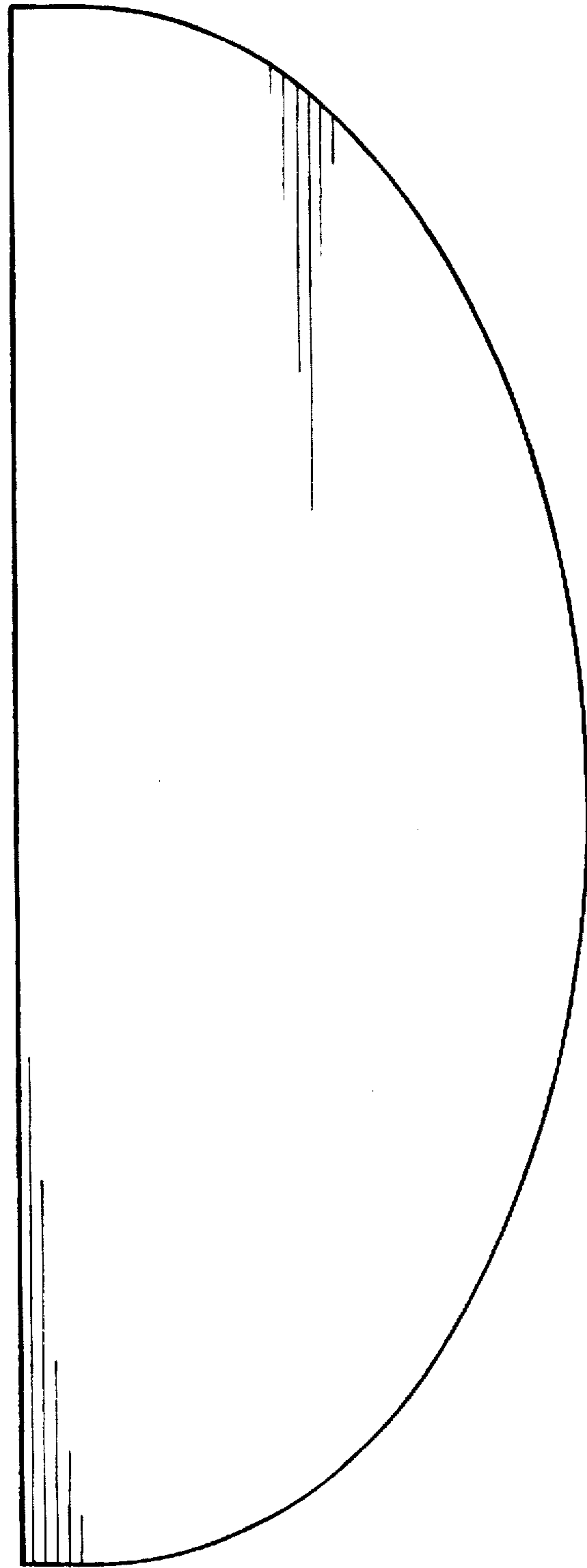


FIG. 2

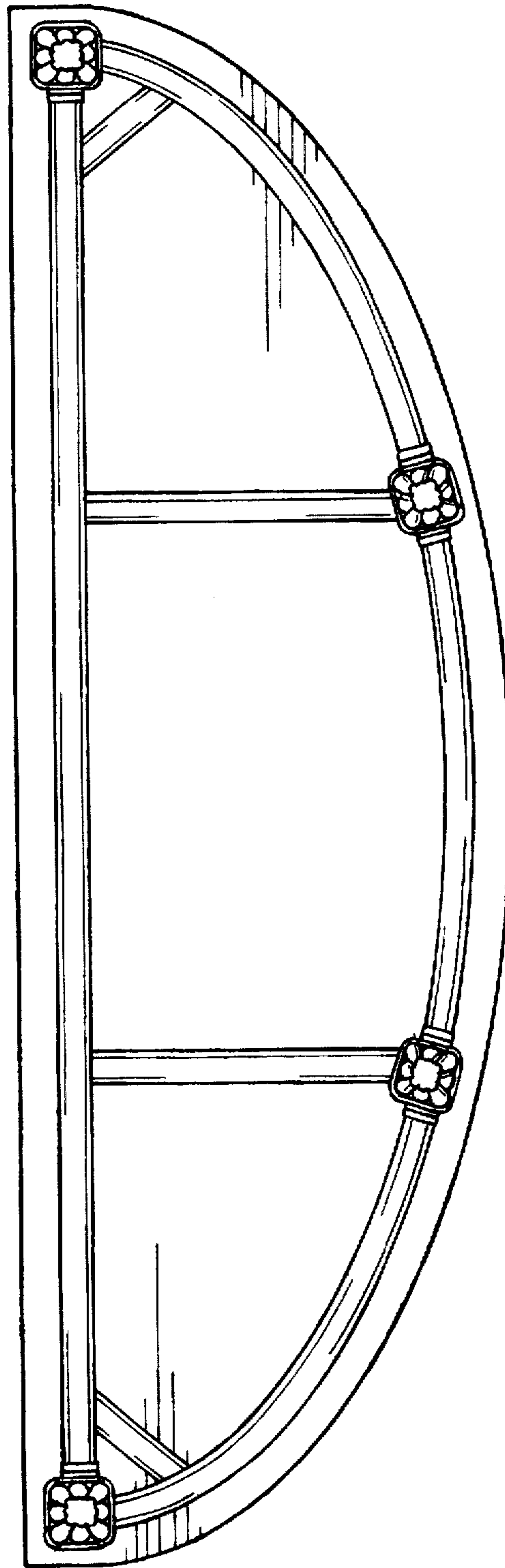


FIG. 3




FIG. 4

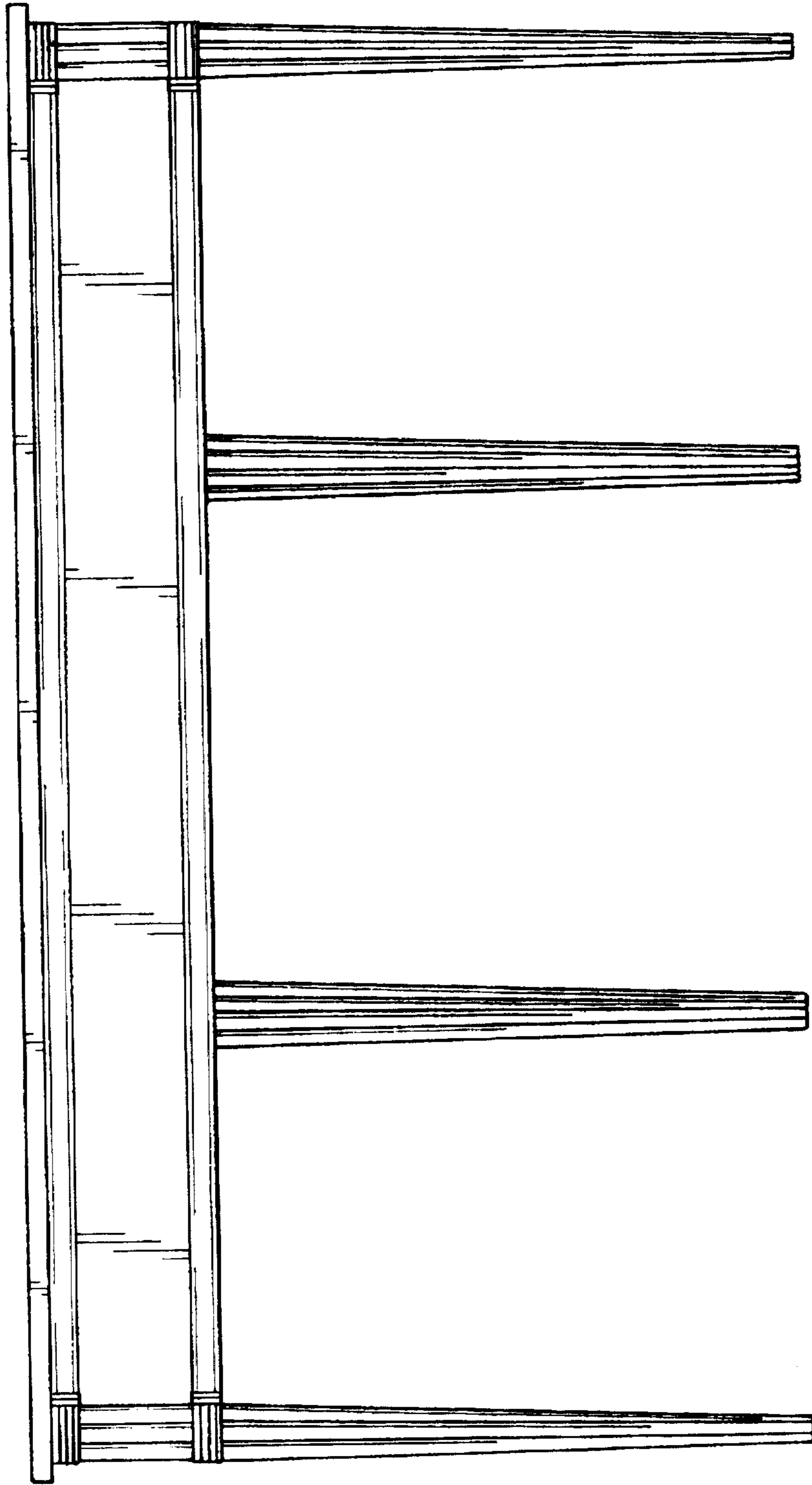


FIG. 5

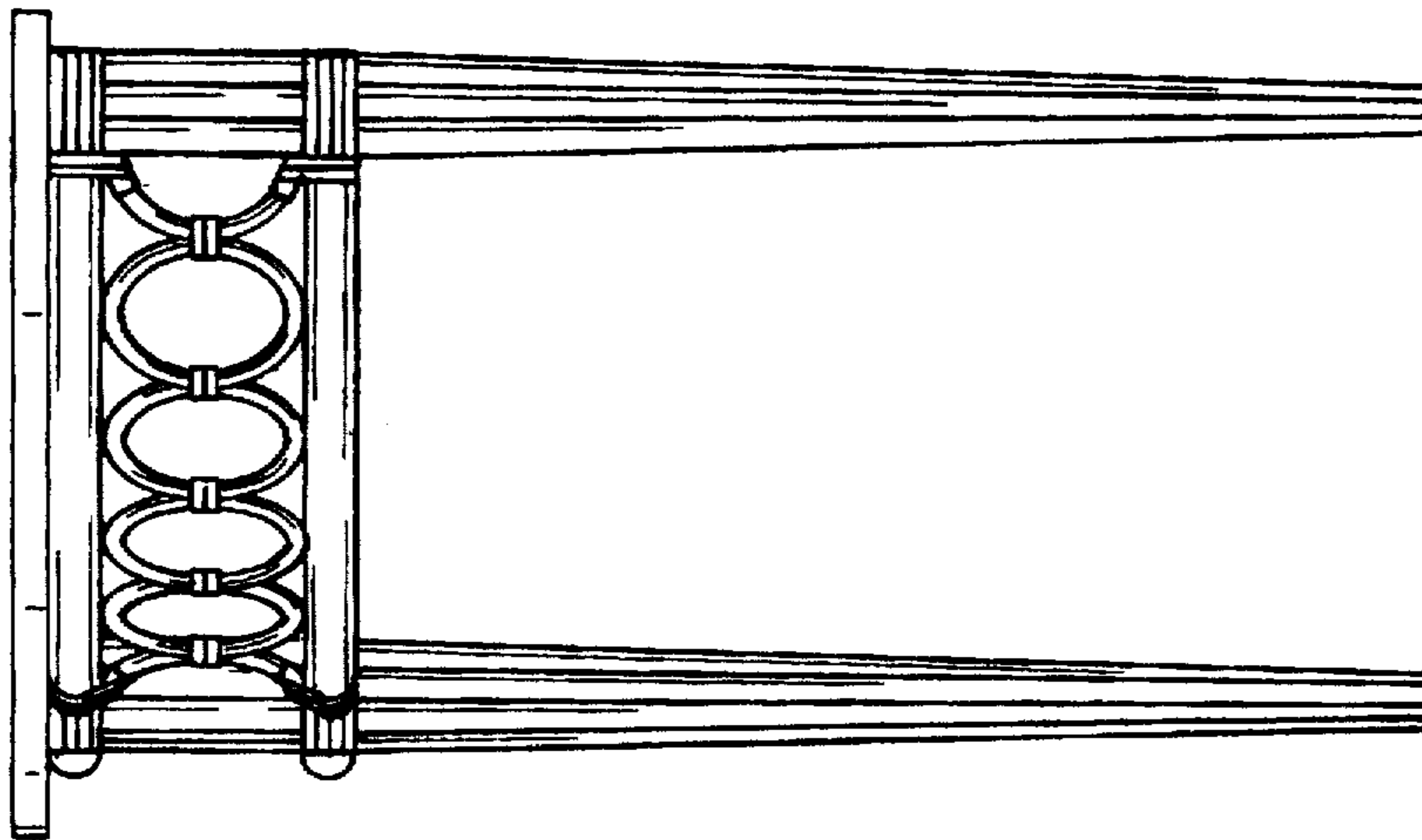


FIG. 6