



US00D390043S

United States Patent [19]

Walters, III et al.

[11] Patent Number: **Des. 390,043**

[45] Date of Patent: ****Feb. 3, 1998**

[54] CHINA CABINET

[75] Inventors: **Guy A. Walters, III; Charles C. Cain,**
both of High Point, N.C.

[73] Assignee: **Thomasville Furniture Industries,**
Inc., Thomasville, N.C.

[**] Term: **14 Years**

[21] Appl. No.: **63,138**

[22] Filed: **Nov. 27, 1996**

[51] LOC (6) Cl. **06-04**

[52] U.S. Cl. **D6/438**

[58] Field of Search **D6/432-448; 312/204**

[56] References Cited

U.S. PATENT DOCUMENTS

| | | | |
|------------|---------|-------------------|--------|
| D. 227,842 | 7/1973 | Adkinson . | |
| D. 227,845 | 7/1973 | Adkinson . | |
| D. 249,431 | 9/1978 | Adkinson . | |
| D. 257,197 | 10/1980 | Sanchez . | |
| D. 320,899 | 10/1991 | Keller | D6/438 |
| D. 343,306 | 1/1994 | Keller | D6/438 |
| D. 357,598 | 4/1995 | Keller | D6/438 |
| D. 357,606 | 4/1995 | Keller | D6/491 |
| D. 361,677 | 8/1995 | Tatum et al. | D6/436 |
| D. 366,784 | 2/1996 | Rosebrock | D6/436 |
| D. 371,256 | 7/1996 | Paus | D6/438 |
| D. 371,688 | 7/1996 | Keller | D6/438 |
| D. 372,136 | 7/1996 | Walters | D6/397 |
| D. 372,139 | 7/1996 | Walters | D6/438 |

OTHER PUBLICATIONS

Thomasville Furniture Elysee brochure, p. 18, China No. 27121-430, believed to be prior art.

Klise Manufacturing Co., *The Book of Carved Wood Decoration*, © 1970, p. 112, D-1556.

The Mahogany Collection by Thomasville, p. 14; deck and buffet on page, Nov. 1982.

Adaptations in Pine by Drexel, p. 13; china cabinet on page, Mar. 1986.

Stone Terrace by Thomasville, p. 11; china cabinet on page, Apr. 1996.

Primary Examiner—Carmen H. Vales-Lado

Attorney, Agent, or Firm—Rhodes, Coats & Bennett, L.L.P.

[57] CLAIM

The ornamental design for a china cabinet, as shown and described.

DESCRIPTION


FIG. 1 is a left front perspective view of a china cabinet showing our new design;

FIG. 2 is a front elevational view thereof; and,

FIG. 3 is a side view, the opposite side being a mirror image of the side shown.

The top, bottom and rear views are not shown and form no part of the claimed design. The dashed lines represent environmental elements only and form no part of the claimed design.

1 Claim, 3 Drawing Sheets






FIG. 1




FIG. 2

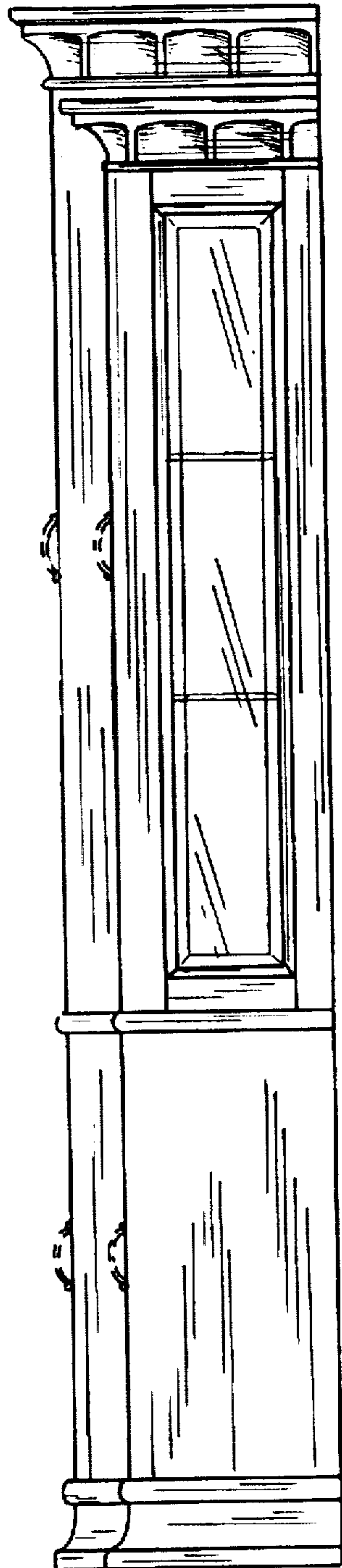


FIG. 3