



US00D390037S

United States Patent [19][11] **Patent Number:** **Des. 390,037****Proano et al.**[45] **Date of Patent:** ****Feb. 3, 1998**[54] **CONVERTIBLE CRIB**[76] **Inventors:** **Lou Proano; Rene D. Proano**, both of
1648 Channelside Trail, Baldwinsville,
N.Y. 13027[**] **Term:** **14 Years**[21] **Appl. No.:** **64,214**[22] **Filed:** **Dec. 24, 1996**[51] **LOC (6) Cl.** **06-01**[52] **U.S. Cl.** **D6/391; D6/390**[58] **Field of Search** D6/331, 390, 391,
D6/395, 505-508; 5/93.1, 93.2, 97, 99.1,
100, 101, 105[56] **References Cited****U.S. PATENT DOCUMENTS**

D. 255,847	7/1980	Smith, Jr.	D6/508
D. 356,452	3/1995	Proano et al.	.	
D. 370,364	6/1996	Proano et al.	.	
D. 371,254	7/1996	Proano et al.	.	
D. 376,488	12/1996	Proano et al.	D6/391
5,173,974	12/1992	Proano et al.	.	

OTHER PUBLICATIONS

Evenflo, Nov. 1, 1986, Woodstock crib at lower right.

Primary Examiner—Janice E. Seeger*Attorney, Agent, or Firm*—August E. Roehrig, Jr.[57] **CLAIM**

The ornamental design for a convertible crib, as shown and described.

DESCRIPTION

FIG. 1 is a perspective view of a convertible crib showing our new design with the front gate at its lowermost position; FIG. 2 is a front elevational view of the convertible crib of FIG. 1 with the front gate at its uppermost position; FIG. 3 is a rear elevational view of the convertible crib illustrated in FIG. 2;

FIG. 4 is a right side elevational view with the left side being a mirror image thereof;

FIG. 5 is a top plan view thereof;

FIG. 6 is a front elevational view of the convertible crib with the front gate at its lowermost position;

FIG. 7 is an enlarged cross-sectional view of a portion of the crib taken along lines 7—7 to better illustrate the contours thereof;

FIG. 8 is an enlarged cross-sectional view of a portion of the crib taken along lines 8—8 to better illustrate the contours thereof; and,

FIG. 9 is an enlarged cross-sectional view of a portion of the crib taken along lines 9—9 to better illustrate the contours thereof; and,

FIG. 10 is an enlarged cross-sectional view of a portion of the crib taken along line 10—10 to better illustrate the contours thereof.

The portion of the side of the lower bar not shown in FIG. 3 is plain and unadorned.

The broken line showing of a mattress in some of the figures is for illustrative purposes only, and forms no part of the claimed design.

1 Claim, 7 Drawing Sheets

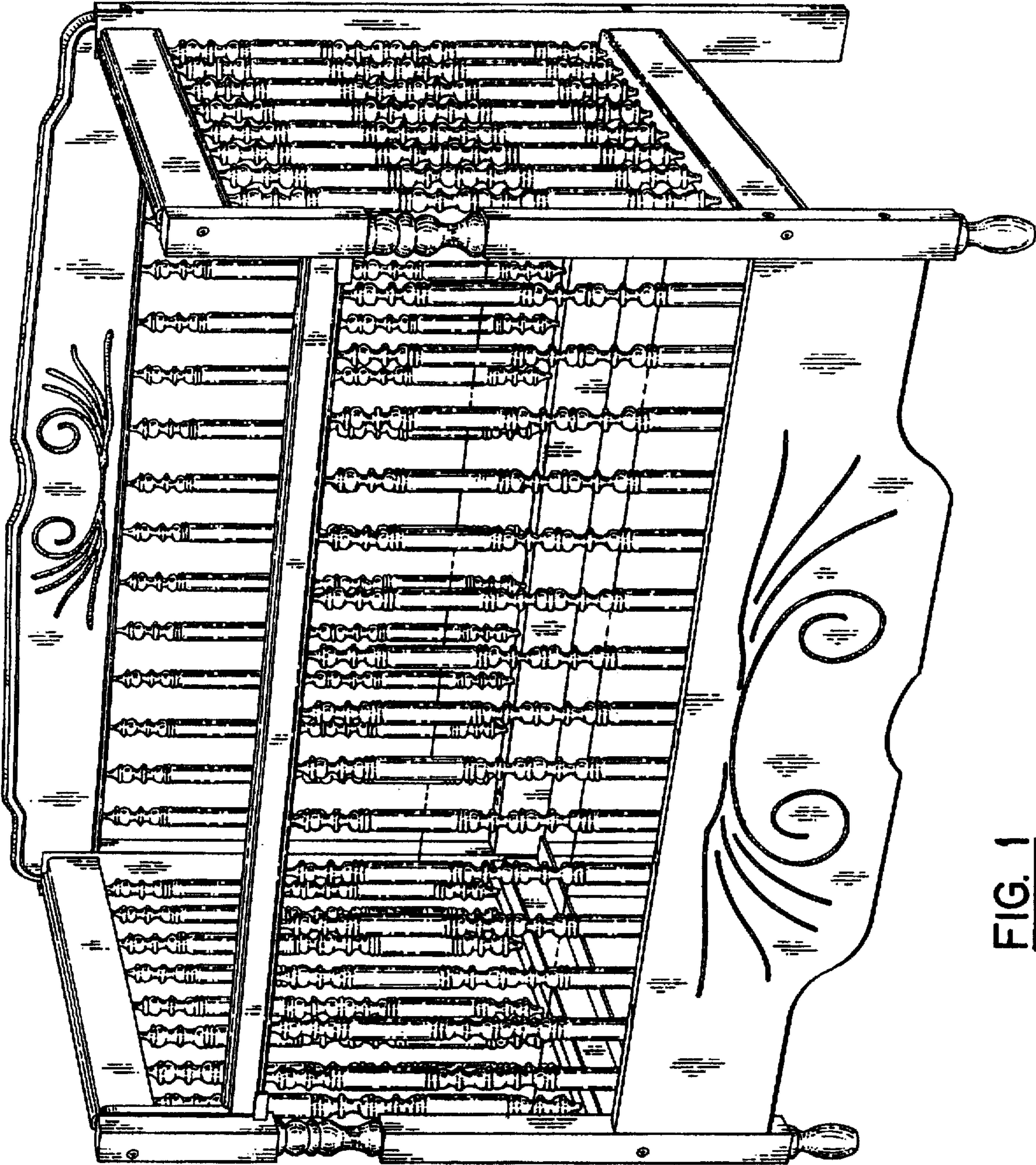
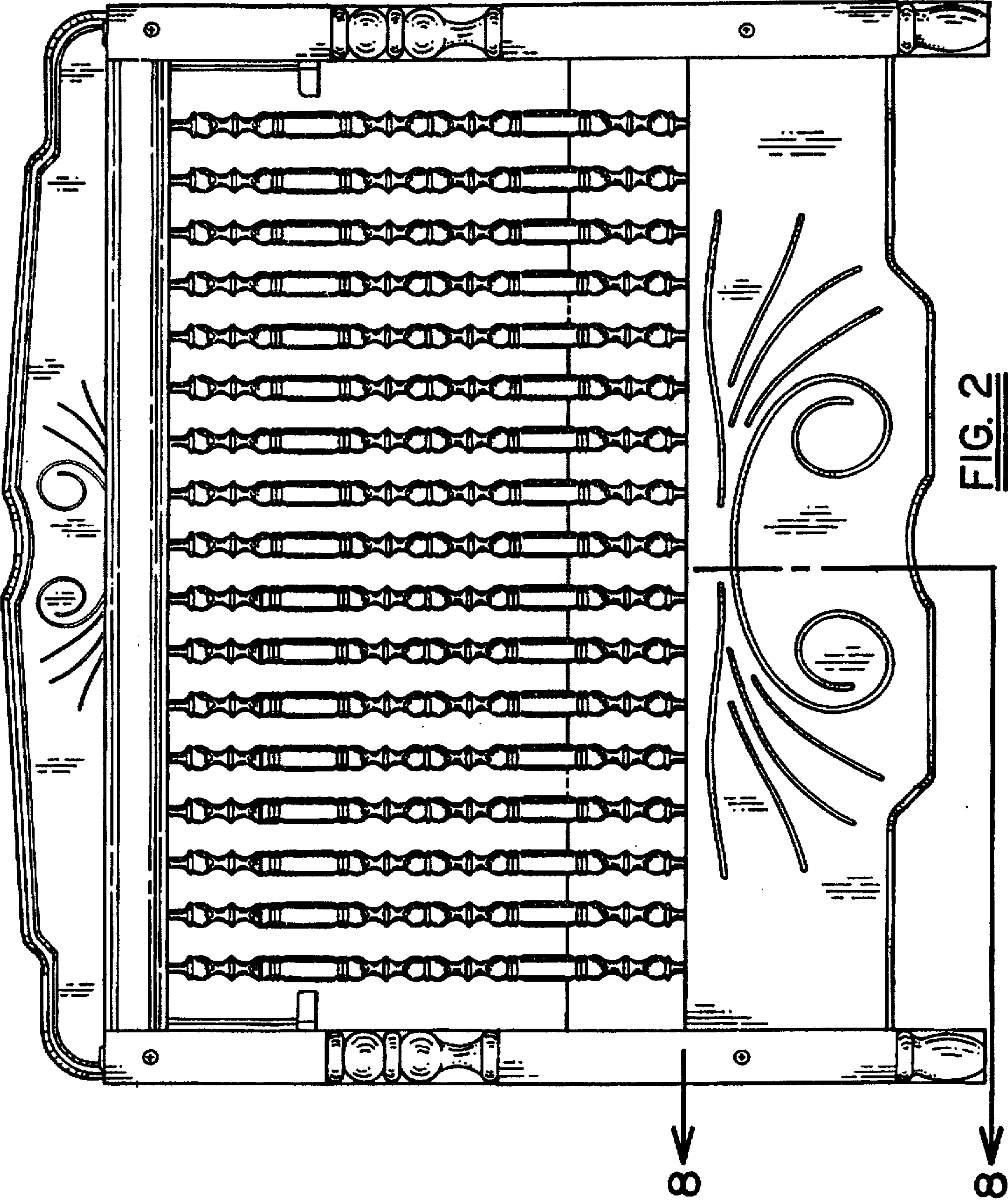


FIG. 1



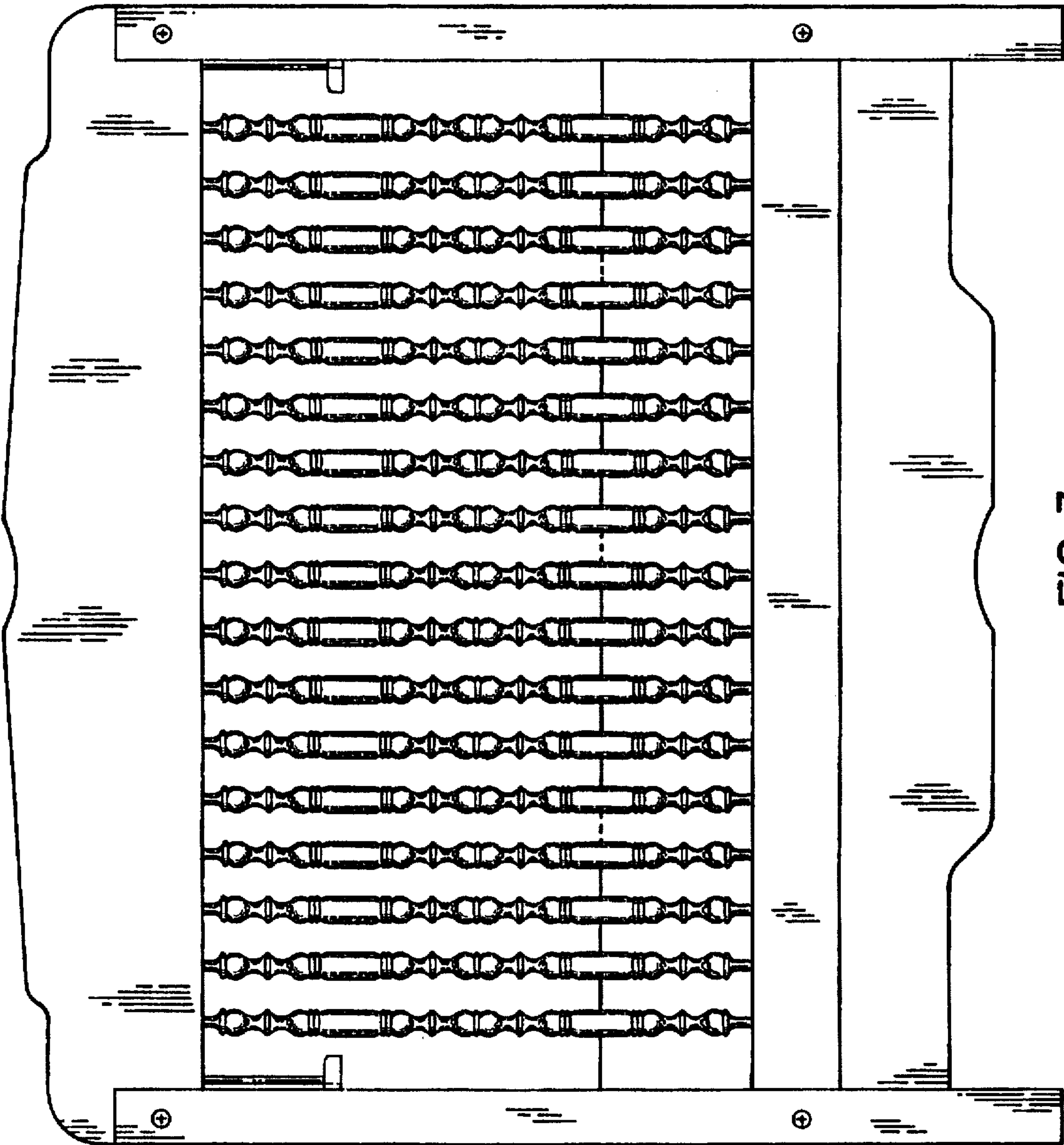
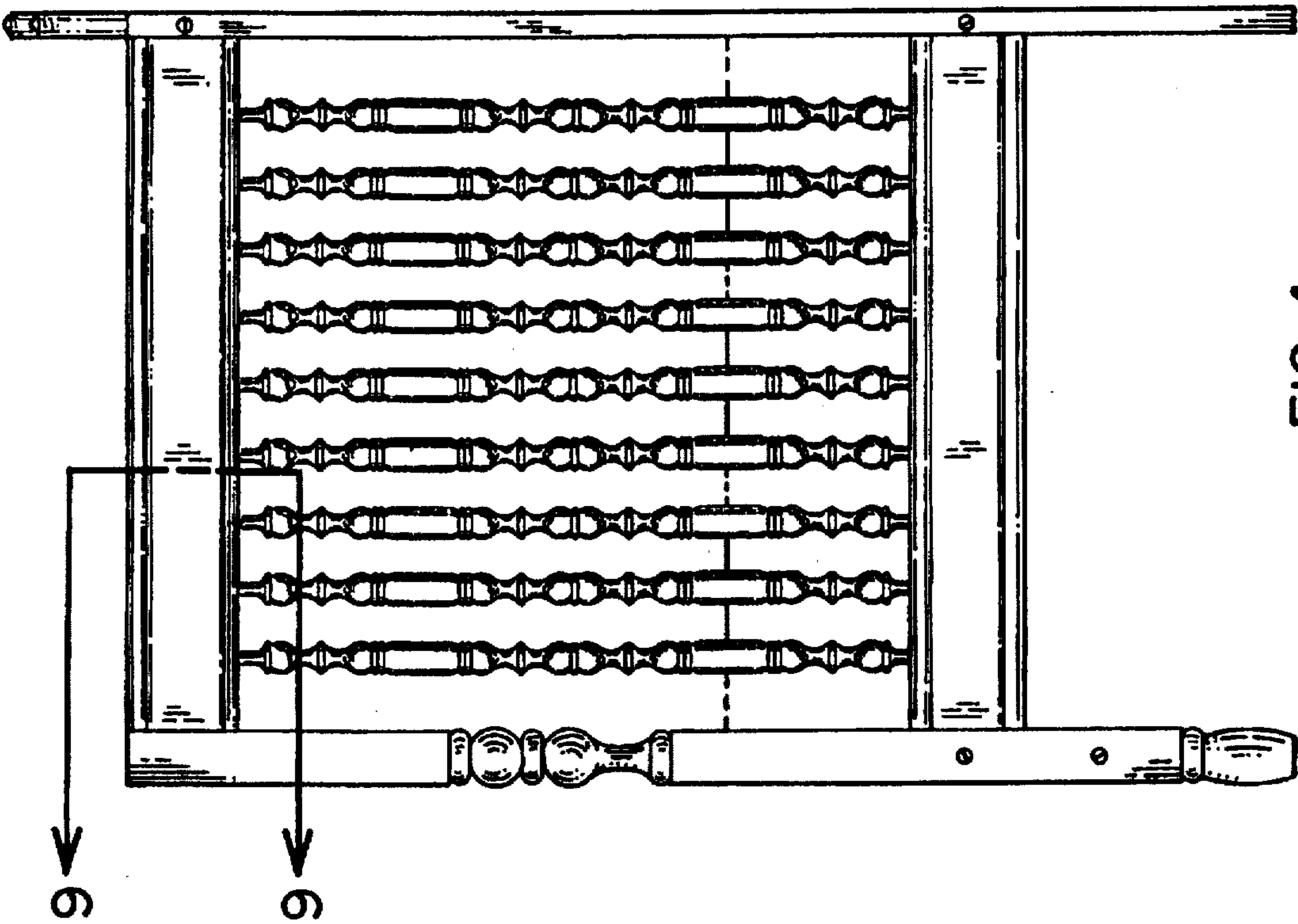


FIG. 3






FIG. 5

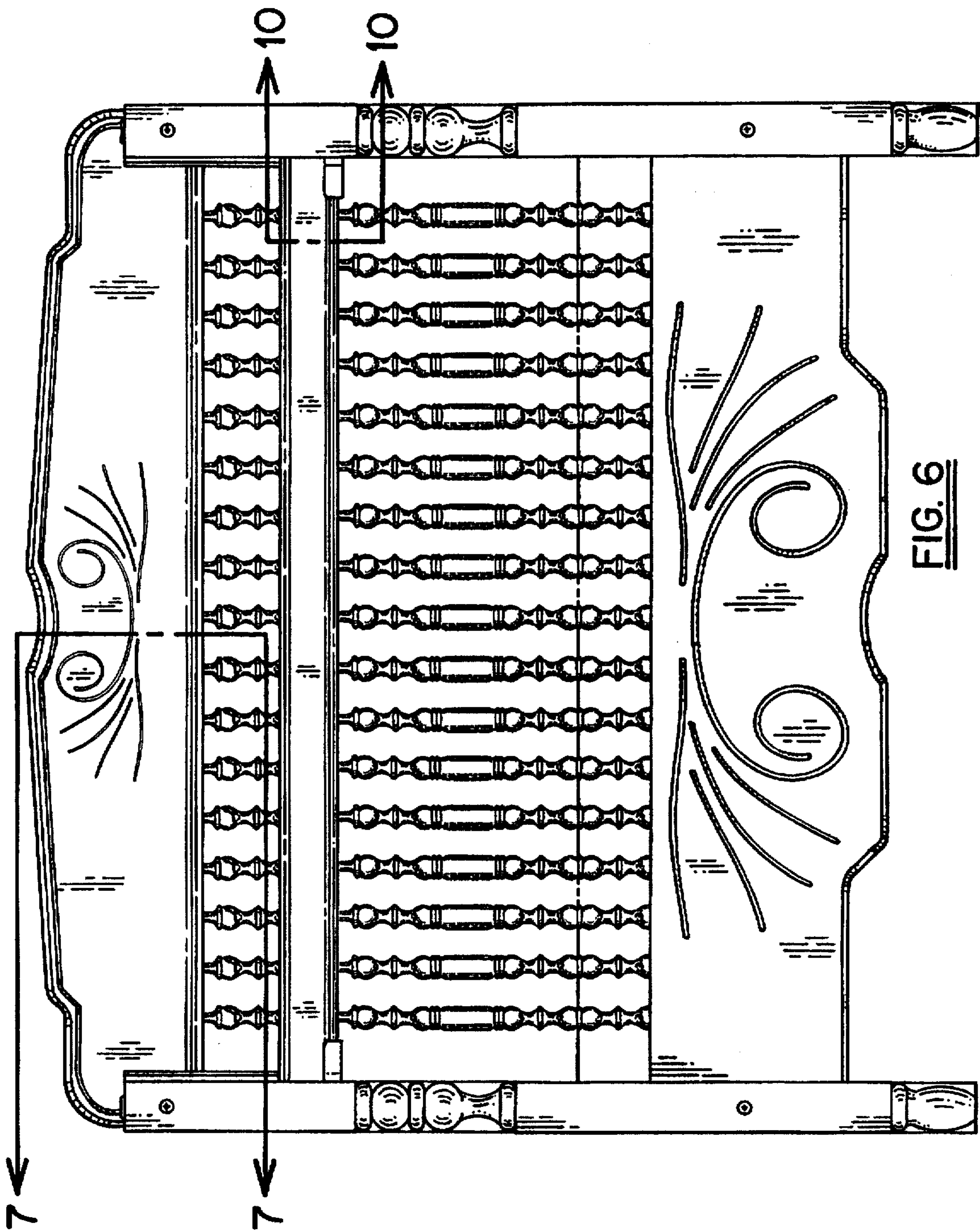




FIG. 7

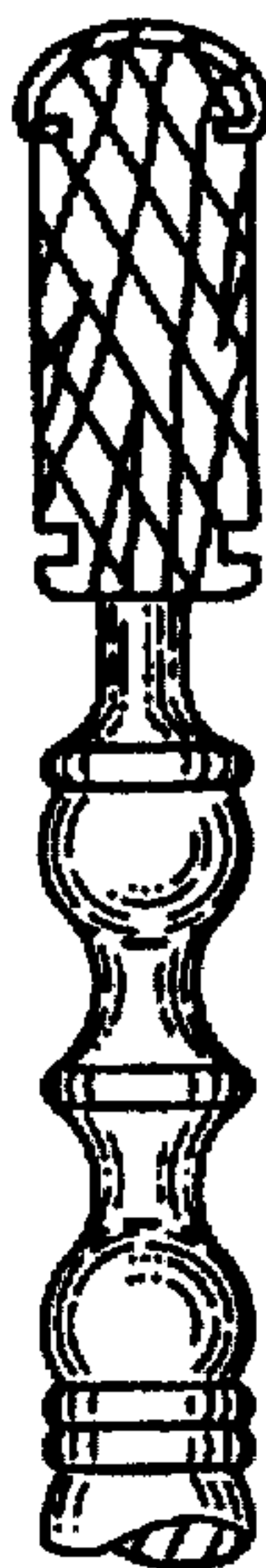


FIG. 10



FIG. 9



FIG. 8