



US00D390030S

United States Patent [19]
Meijer

[11] **Patent Number:** **Des. 390,030**
[45] **Date of Patent:** ****Feb. 3, 1998**

[54] **CHAIR**

[75] **Inventor:** **Just Bernhard Meijer**, Rhenen,
Netherlands

[73] **Assignee:** **Indecom N.V.**, Amerongen, Netherlands

[**] **Term:** **14 Years**

[21] **Appl. No.:** **54,621**

[22] **Filed:** **May 17, 1996**

[30] **Foreign Application Priority Data**

Nov. 24, 1995 [EP] European Pat. Off. DM/034772

[51] **LOC (6) Cl.** **06-01**

[52] **U.S. Cl.** **D6/379; D6/380**

[58] **Field of Search** **D6/334, 374, 375,**
D6/376, 379, 380, 500, 501, 502; 297/411.42,
448.1

[56] **References Cited**

U.S. PATENT DOCUMENTS

D. 183,768 10/1958 Robinson D6/379
D. 200,308 2/1965 Klausen D6/375 X

D. 312,005 11/1990 Snodgrass D6/379
D. 346,707 5/1994 Martinez D6/379
D. 350,445 9/1994 Chororos et al. D6/379
D. 355,081 2/1995 Scheper D6/380
D. 362,758 10/1995 Saiger D6/379 X
D. 368,383 4/1996 Danko D6/374

Primary Examiner—Gary D. Watson
Attorney, Agent, or Firm—Marshall, O’Toole, Gerstein,
Murray & Borun


[57] **CLAIM**

The ornamental design for a chair, as shown and described.

DESCRIPTION

FIG. 1 is a rear view of my new chair;
FIG. 2 is a front view of my new chair;
FIG. 3 is a bottom view of my new chair;
FIG. 4 is a top view of my new chair;
FIG. 5 is an isometric view of my new chair; and,
FIG. 6 is a view from one side, the opposite side being a
mirror image thereof.
FIG. 5 has been shown on a reduced scale with respect to the
other views.

1 Claim, 2 Drawing Sheets



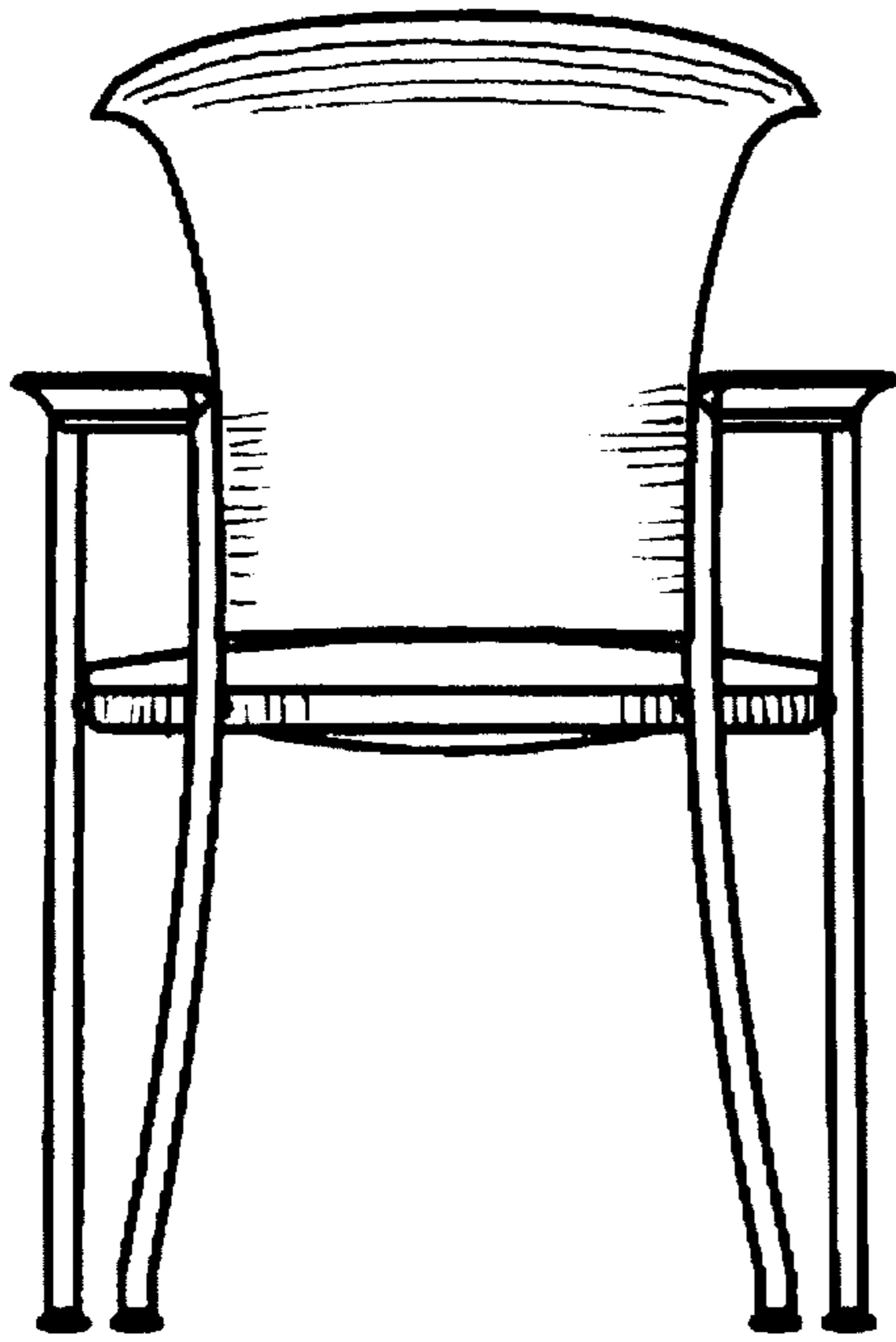


Fig. 1




Fig. 2




Fig. 3




Fig. 4




Fig. 5




Fig. 6