



US00D390024S

United States Patent [19]

[11] Patent Number: **Des. 390,024**

DeJule

[45] Date of Patent: ****Feb. 3, 1998**

[54] **STACK CHAIR**

3,365,233 1/1968 Uyeda et al. .
3,404,916 10/1968 Rowland .
3,485,525 12/1969 Moore et al. .

[75] Inventor: **Aaron M. DeJule**, DePere, Wis.

FOREIGN PATENT DOCUMENTS

[73] Assignee: **Krueger International, Inc.**, Green Bay, Wis.

1024862 4/1953 France .
601889 5/1948 United Kingdom .

[**] Term: **14 Years**

OTHER PUBLICATIONS

[21] Appl. No.: **61,804**

McDowell/Craig Stacking Chair Brochure, McDowell/Craig, 13146 Firestone Blvd., Norwalk, CA 90650, Aug. 1975.

[22] Filed: **Oct. 31, 1996**

[51] **LOC (6) Cl.** **06-01**

ICF Design: Giovanni Zorzon Brochure, ICF, 145 E. 57th St., New York, NY 10022, undated.

[52] **U.S. Cl.** **D6/373; D6/380**

NeoCon 96 World's Trade Fair Poster, "Seventh Annual Product Competition Winners", Jun. 9-11, Miller SQA.

[58] **Field of Search** **D6/334, 370, 371, D6/373, 374, 380, 500, 501, 502; 297/447.4, 448.2**

4800 Seating Series Brochure, Globe Business Furniture, 90 Volunteer Dr., Hendersonville, TN 37075, undated.

[56] References Cited

U.S. PATENT DOCUMENTS

- Re. 26,071 8/1966 Rowland .
- D. 157,447 2/1950 Smith .
- D. 202,775 11/1965 Rowland .
- D. 224,824 9/1972 Buhk .
- D. 224,952 10/1972 Wilson D6/373
- D. 225,195 11/1972 Lange .
- D. 236,395 8/1975 Kinsman .
- D. 238,837 2/1976 Mulhauser D6/373
- D. 246,813 1/1978 Tolleson .
- D. 269,831 7/1983 Crone D6/373
- D. 272,490 2/1984 Ogg .
- D. 275,244 8/1984 Snodgrass D6/373
- D. 300,484 4/1989 Vignelli et al. D6/373
- D. 323,750 2/1992 Piretti D6/373
- D. 328,984 9/1992 Marini .
- D. 332,707 1/1993 Müller .
- D. 367,185 2/1996 Olson D6/373
- D. 374,129 10/1996 Timmons D6/373
- D. 378,553 3/1997 Newhouse .
- 2,747,654 5/1956 Chapman et al. .
- 3,273,922 9/1966 Rasor .
- 3,278,227 10/1966 Rowland .

Primary Examiner—Gary D. Watson

Attorney, Agent, or Firm—Andrus, Scales, Starke & Sawall

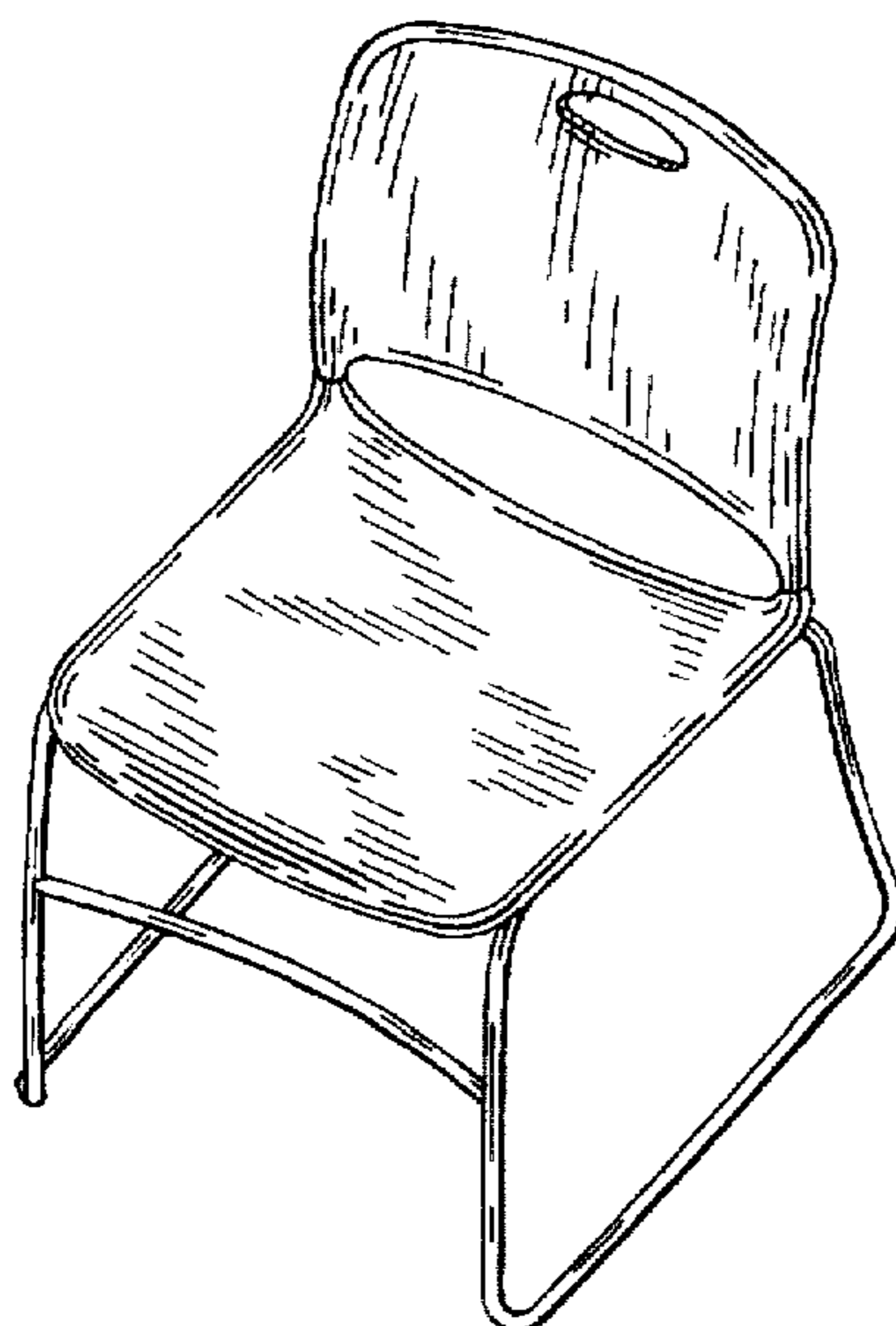
[57] CLAIM

The ornamental design for a stack chair, as shown and described.

DESCRIPTION

FIG. 1 is an isometric view of a stack chair incorporating my new design;
FIG. 2 is a left side elevation view thereof, the right side elevation view being a mirror image;
FIG. 3 is a top plan view thereof;
FIG. 4 is a front elevation view thereof;
FIG. 5 is a bottom plan view thereof; and,
FIG. 6 is a rear elevation view thereof.
FIG. 1 has been shown on a reduced scale with respect to the other views.

1 Claim, 3 Drawing Sheets



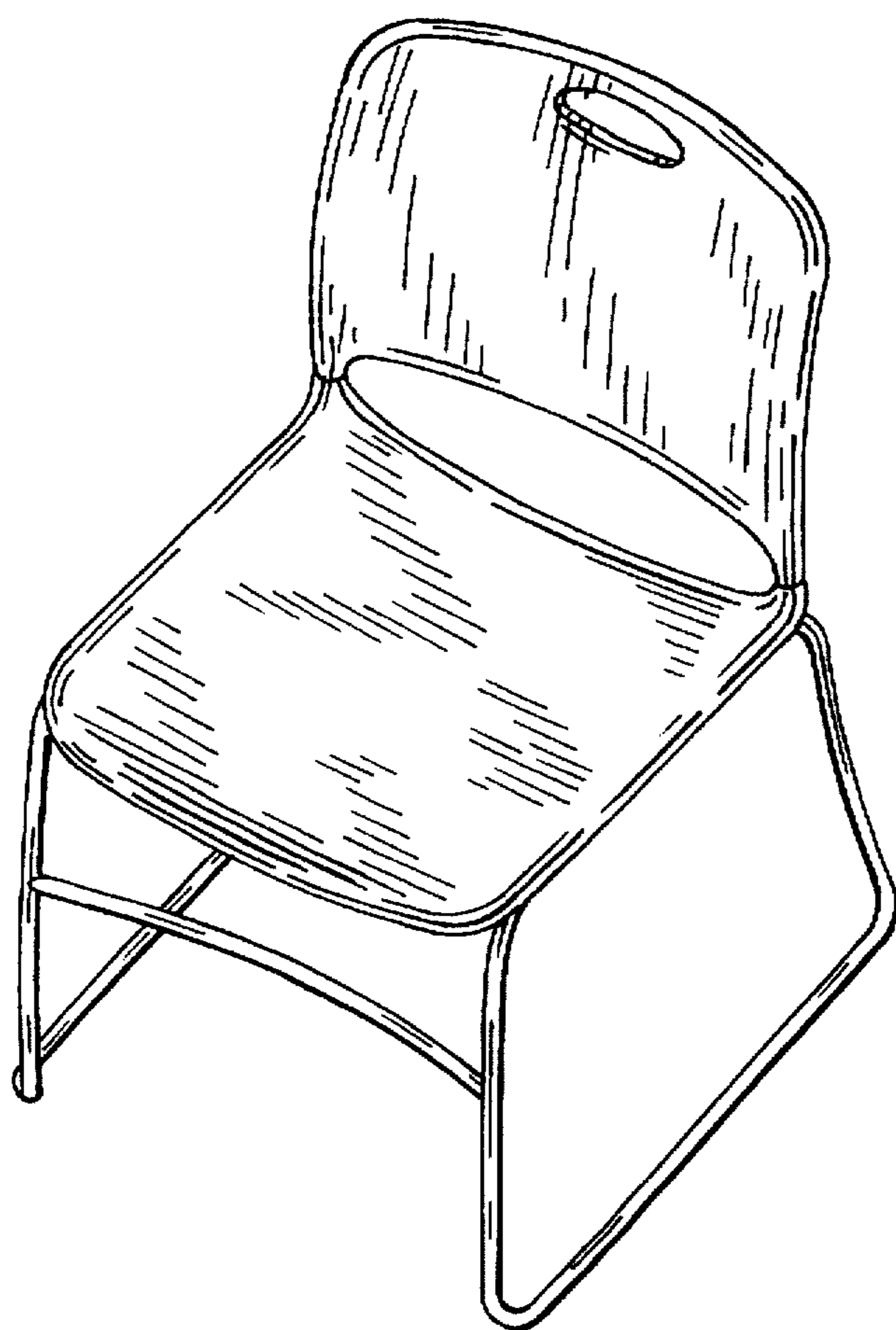


FIG. 1

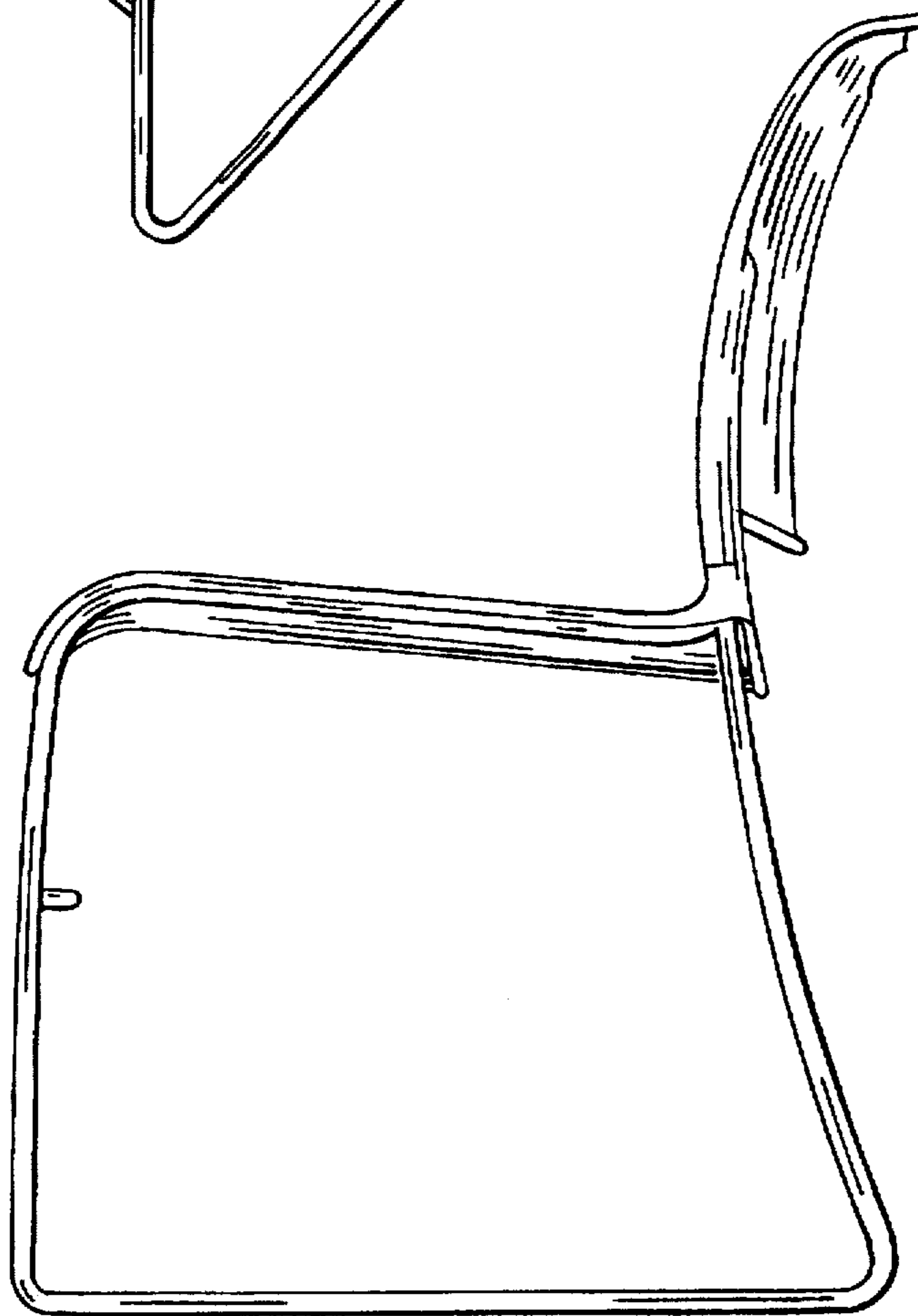


FIG. 2

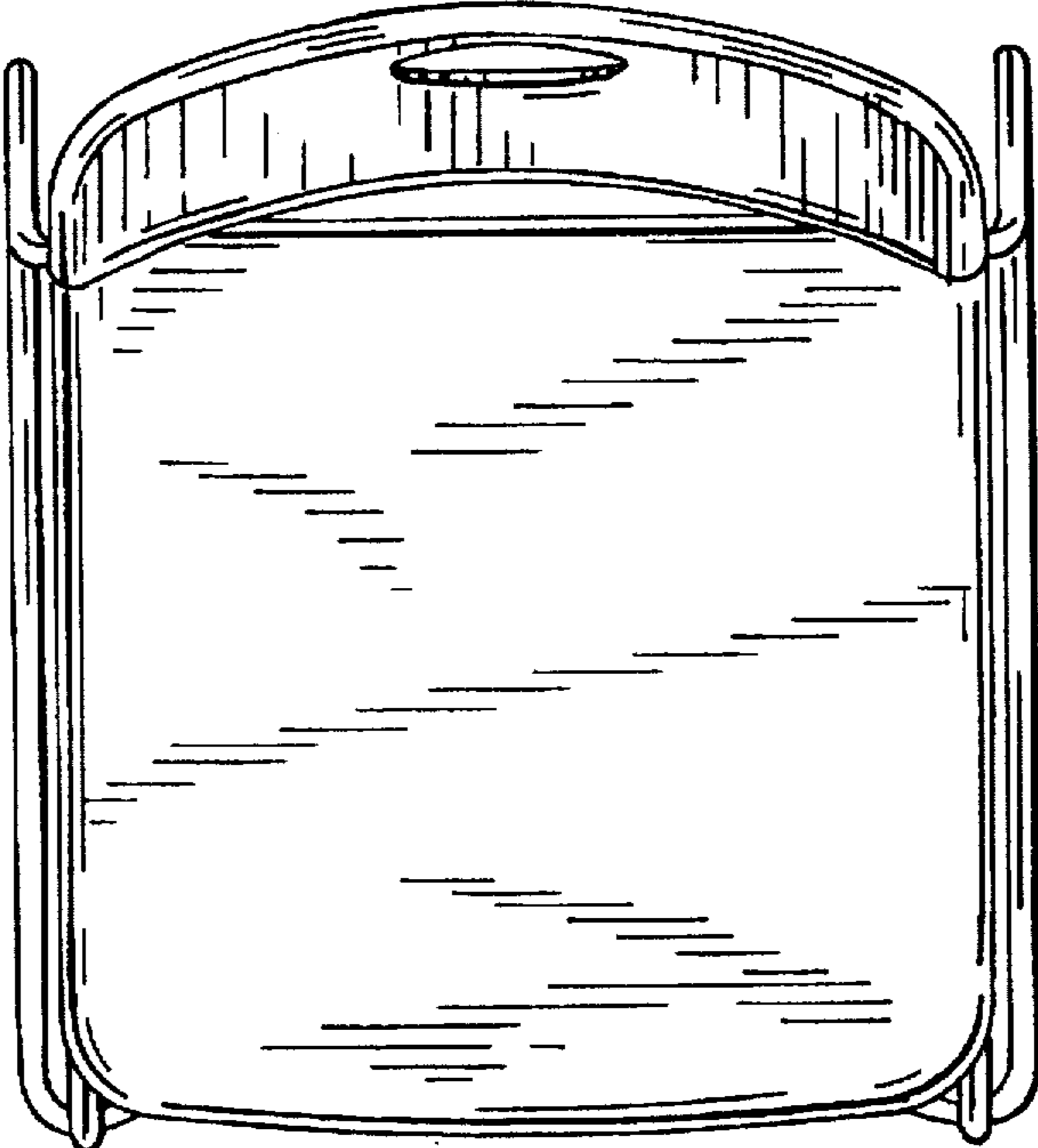


FIG. 3

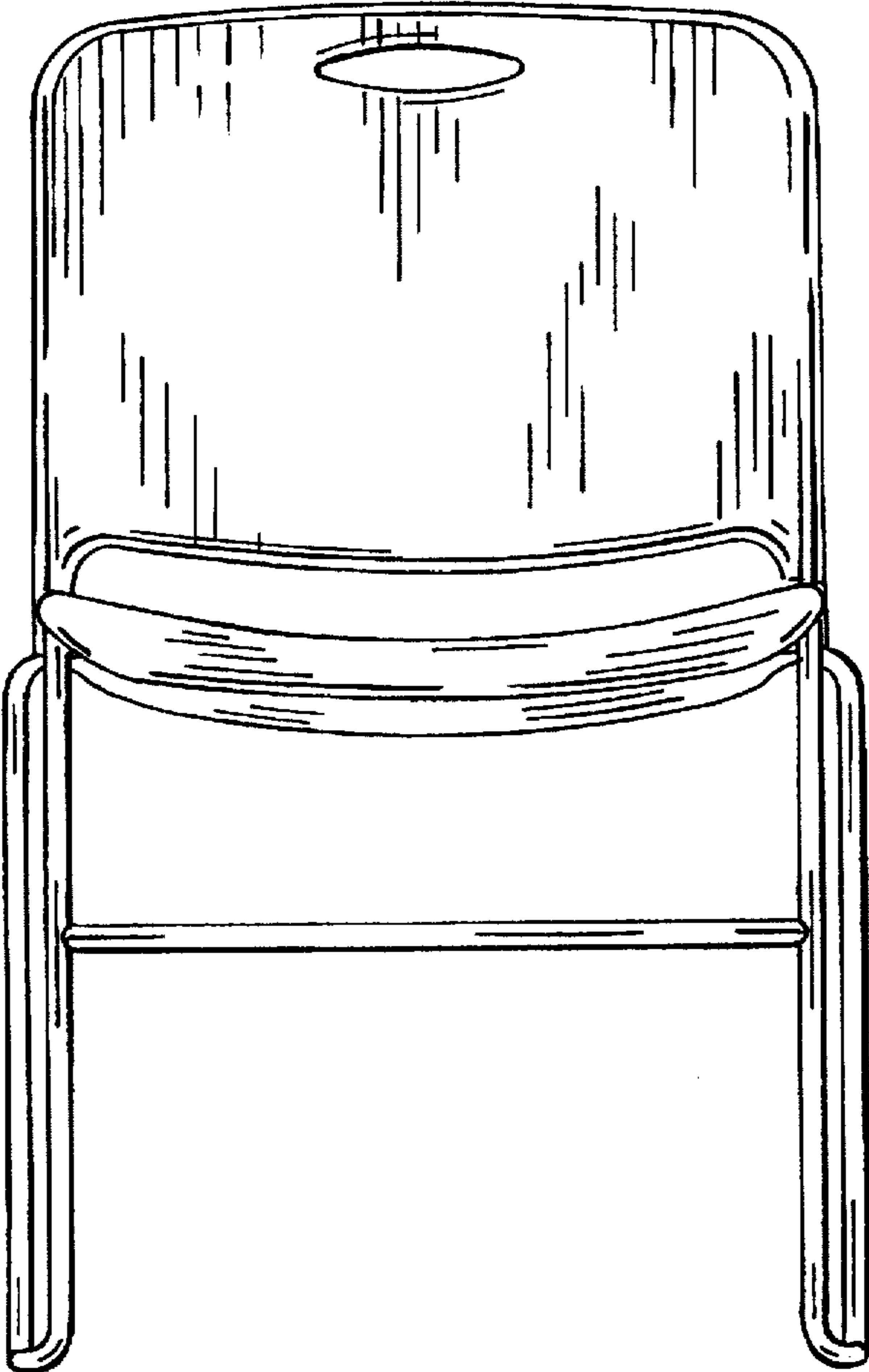


FIG. 4




FIG. 5

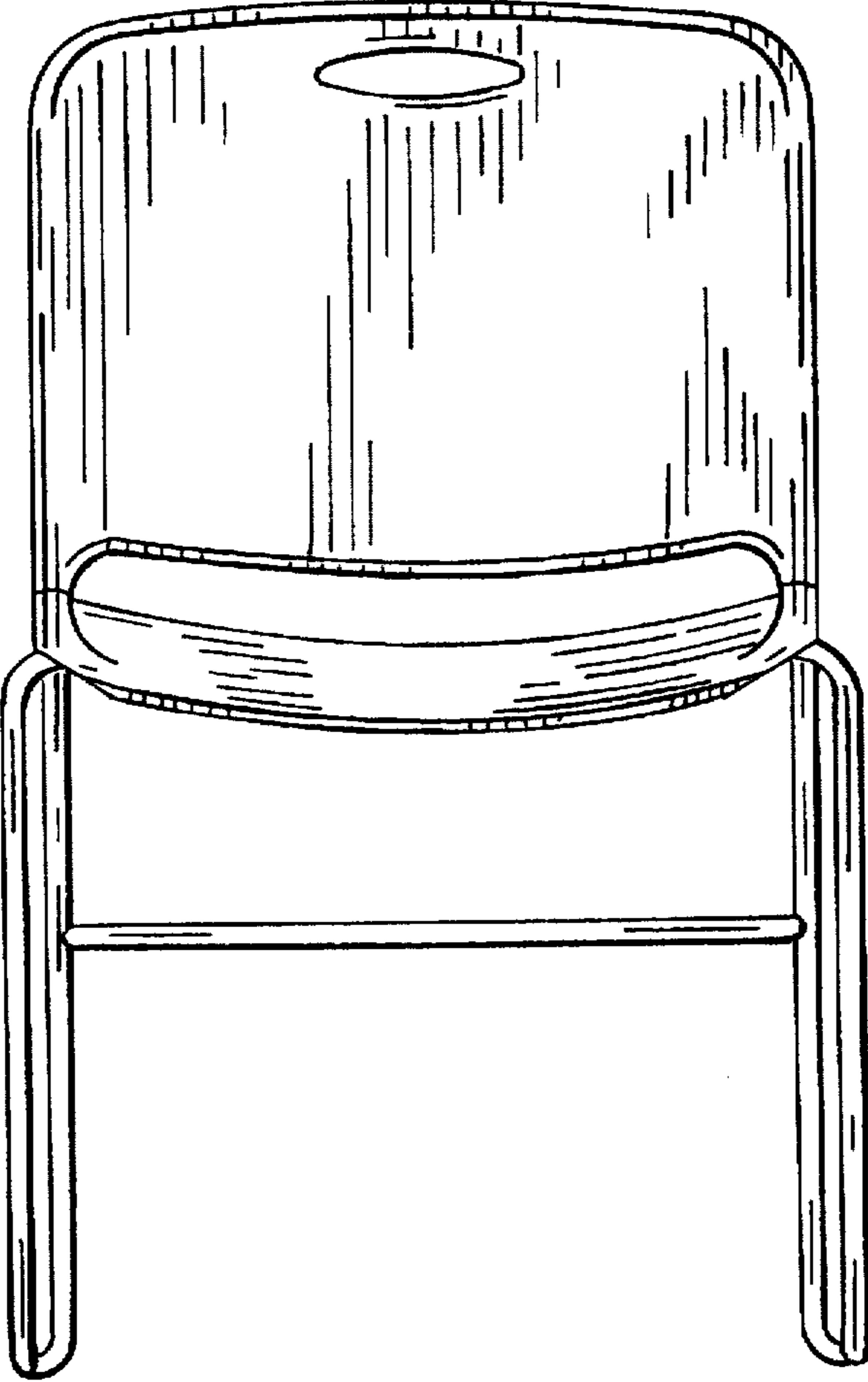


FIG. 6