



US00D390016S

# United States Patent [19] Beverly

[11] Patent Number: **Des. 390,016**  
[45] Date of Patent: **\*\*Feb. 3, 1998**

[54] **HANGER**

[76] Inventor: **Keith Beverly**, P.O. Box 1116, Stinson Beach, Calif. 94970

[\*\*] Term: **14 Years**

[21] Appl. No.: **59,184**

[22] Filed: **Sep. 4, 1996**

[51] LOC (6) Cl. .... **06-08**

[52] U.S. Cl. .... **D6/328; D6/319; D8/499**

[58] Field of Search ..... **D6/319, 328; 211/113, 211/119; 223/85, 86, 88, 92, 93, 95; 267/155, 157, 166, 167, 179, 286; D8/499**

[56] **References Cited**

**U.S. PATENT DOCUMENTS**

1,156,771	10/1915	Gilmore .....	267/179
1,484,510	2/1924	Lewers .....	223/86
1,683,792	9/1928	Naumburg .....	223/86
1,740,643	12/1929	Bass .....	223/92
1,765,461	6/1930	Sinitzer .....	223/86
1,791,021	2/1931	Bauer .....	223/86
1,794,016	2/1931	Henry .....	223/86
1,863,664	6/1932	Lazarus .....	223/86
1,880,900	10/1932	Dreyfuss .....	223/86
1,963,054	6/1934	Powers .....	267/286
2,351,726	6/1944	Wallace .....	267/166
2,866,583	12/1958	Batts .....	D6/319
3,194,457	7/1965	Freilich .....	223/88
5,516,085	5/1996	Piepenstock .....	267/166

**OTHER PUBLICATIONS**

Raymond Spring Catalog; p. 26; spring (lower left corner), May 19, 1949.

*Primary Examiner*—B. J. Bullock  
*Attorney, Agent, or Firm*—Oppenheimer Poms Smith

[57] **CLAIM**

The ornamental design for a hanger, as shown and described.

**DESCRIPTION**

FIG. 1 is a front elevational view of a hanger showing my new design, the rear being essentially identical;

FIG. 2 is a bottom plan view of the hanger of FIG. 1; a top plan view being essentially identical;

FIG. 3 is an end view thereof, the other end view being essentially identical;

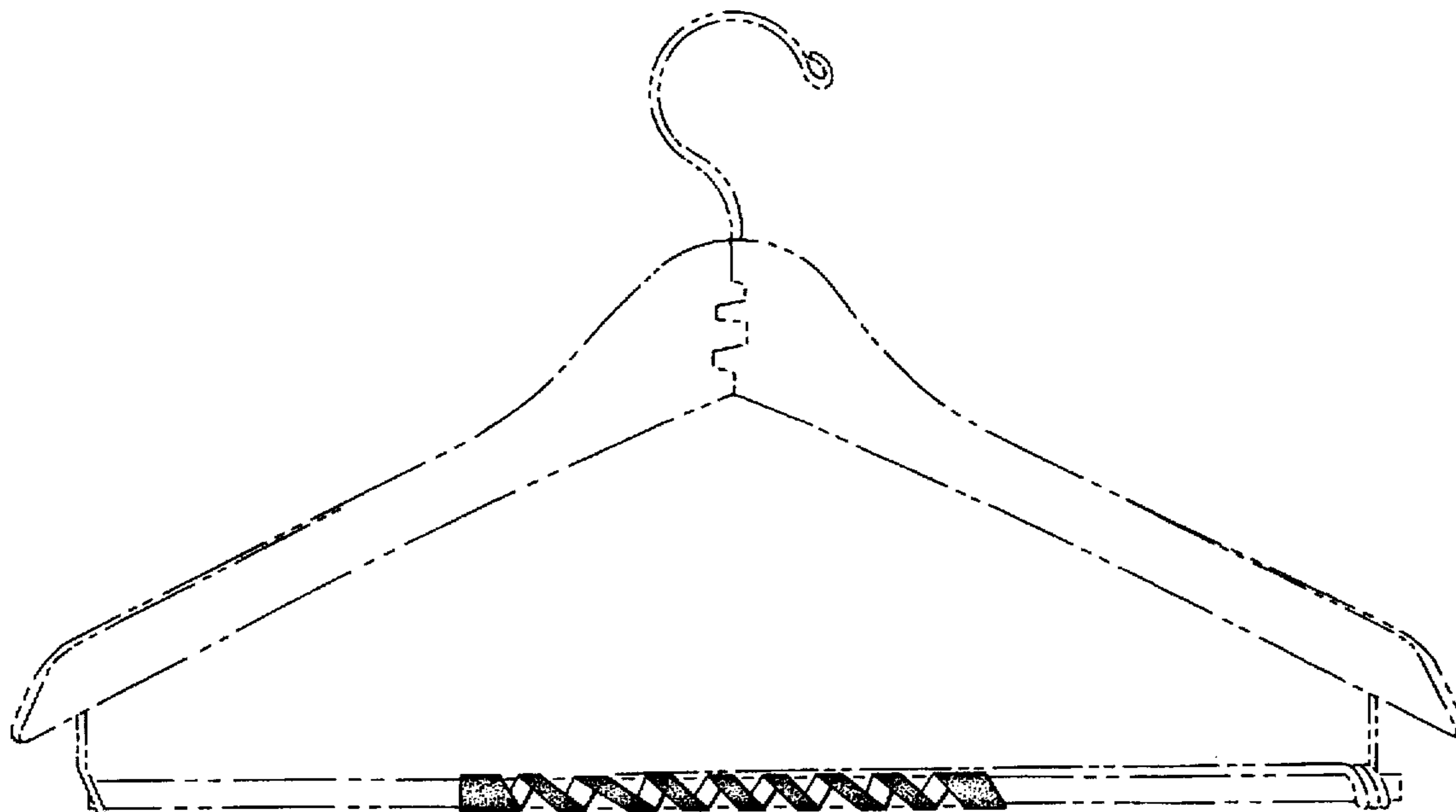
FIG. 4 is a front elevational view of a modification of the hanger showing an alternative design, the rear being essentially identical;

FIG. 5 is a bottom plan view of the hanger of FIG. 4, the top plan view being essentially identical; and,

FIG. 6 is an end view of the hanger of FIG. 4, the other end being essentially identical.

The portions of the hanger shown in broken lines form no part of the claimed design.

**1 Claim, 4 Drawing Sheets**



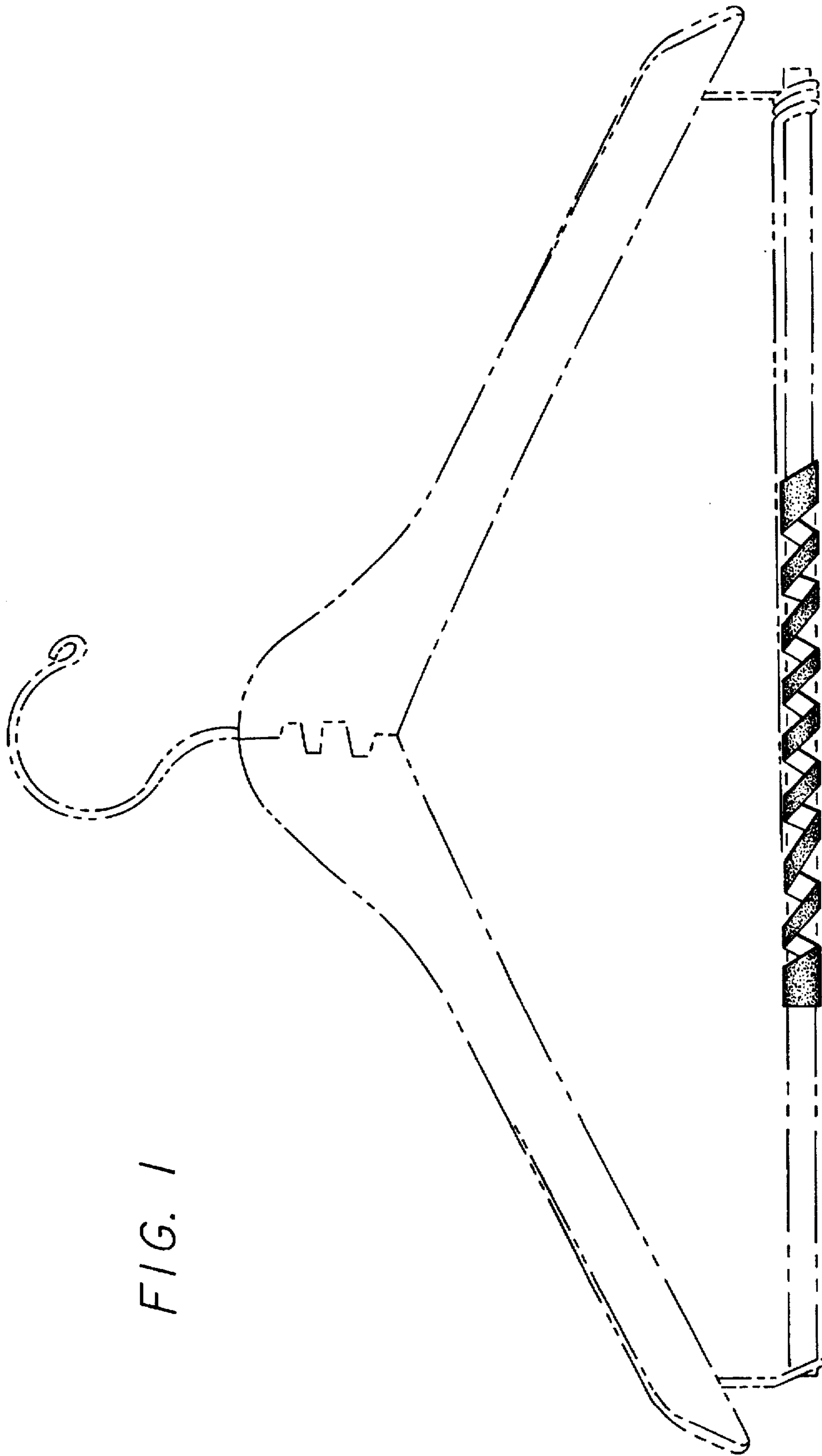


FIG. 1

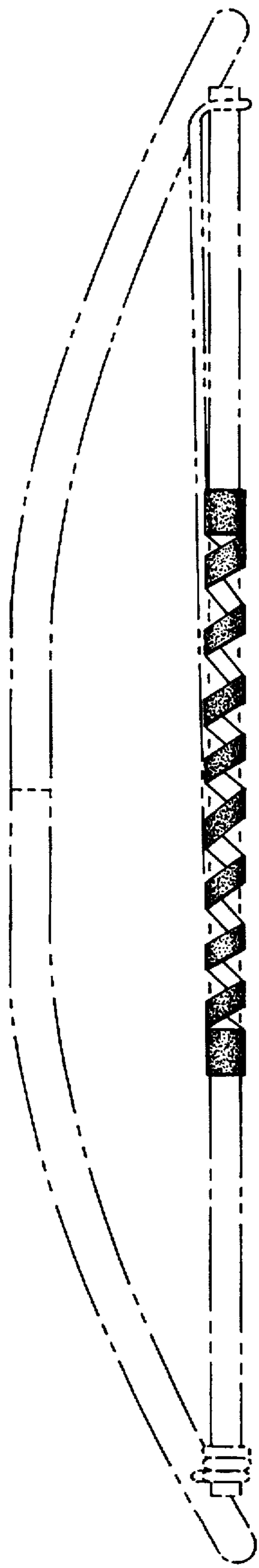


FIG. 2

FIG. 3



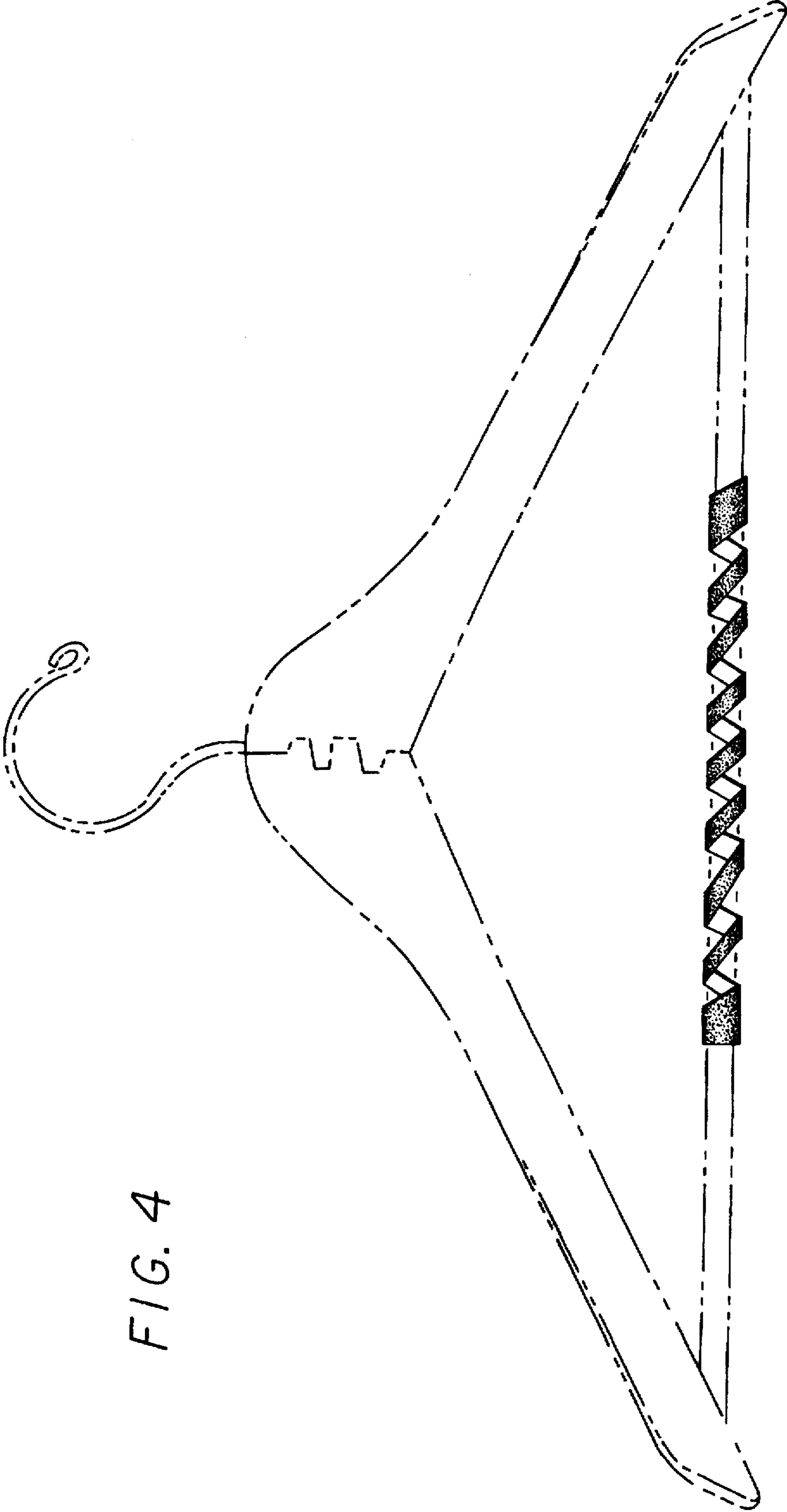


FIG. 4

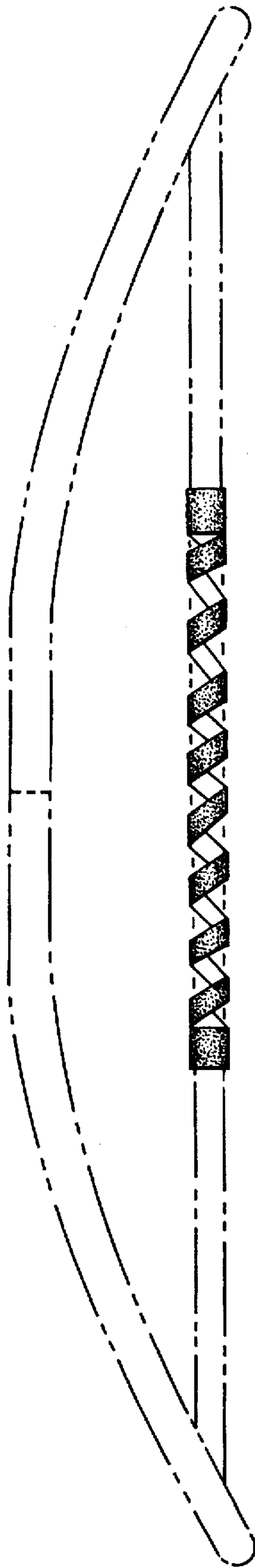


FIG. 5

FIG. 6

