



US00D390015S

# United States Patent [19]

Gouldson

[11] Patent Number: **Des. 390,015**

[45] Date of Patent: **\*\*Feb. 3, 1998**

[54] **GARMENT HANGER**

[75] Inventor: **Stanley F. Gouldson**, Northport, N.Y.

[73] Assignee: **Spotless Plastics PTY. Ltd.**, Victoria, Australia

[\*\*] Term: **14 Years**

[21] Appl. No.: **66,694**

[22] Filed: **Feb. 14, 1997**

### Related U.S. Application Data

[62] Division of Ser. No. 54,319, May 9, 1996.

[51] **LOC (6) Cl.** ..... **06-08**

[52] **U.S. Cl.** ..... **D6/326**

[58] **Field of Search** ..... D6/315, 317, 318, D6/326; 211/113; 223/85, 91, 92, 95

[56] **References Cited**

### U.S. PATENT DOCUMENTS

D. 246,817 1/1978 Mainetti ..... D6/326

4,623,079	11/1986	Tendrus et al. ....	223/85
4,629,102	12/1986	Tendrus et al. ....	223/85
4,892,237	1/1990	Duester et al. ....	223/85
5,065,916	11/1991	Fildan .....	223/91
5,129,557	7/1992	Kolton et al. ....	223/91
5,236,109	8/1993	Zuckerman .....	223/96
5,411,189	5/1995	Gouldson .....	223/85

*Primary Examiner*—Terry A. Wallace

*Attorney, Agent, or Firm*—Scully, Scott, Murphy & Presser

### [57] CLAIM

The ornamental design for a garment hanger, as shown and described.

### DESCRIPTION

FIG. 1 is a front elevation of a garment hanger showing my new design;

FIG. 2 is a rear elevation view thereof;


FIG. 3 is a right side elevation view thereof;

FIG. 4 is a left side elevation view thereof;

FIG. 5 is a top plan view thereof; and,

FIG. 6 is a bottom plan view thereof.

**1 Claim, 3 Drawing Sheets**



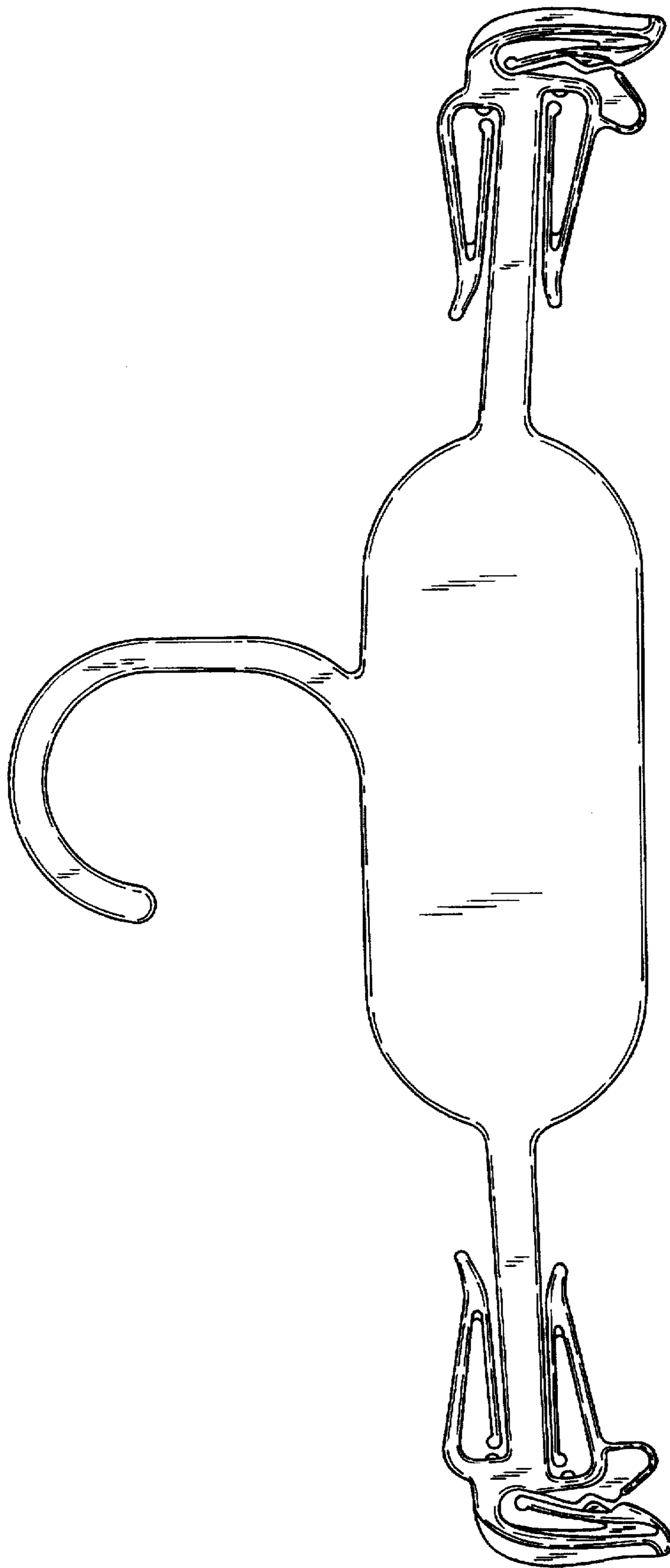


FIG. 1

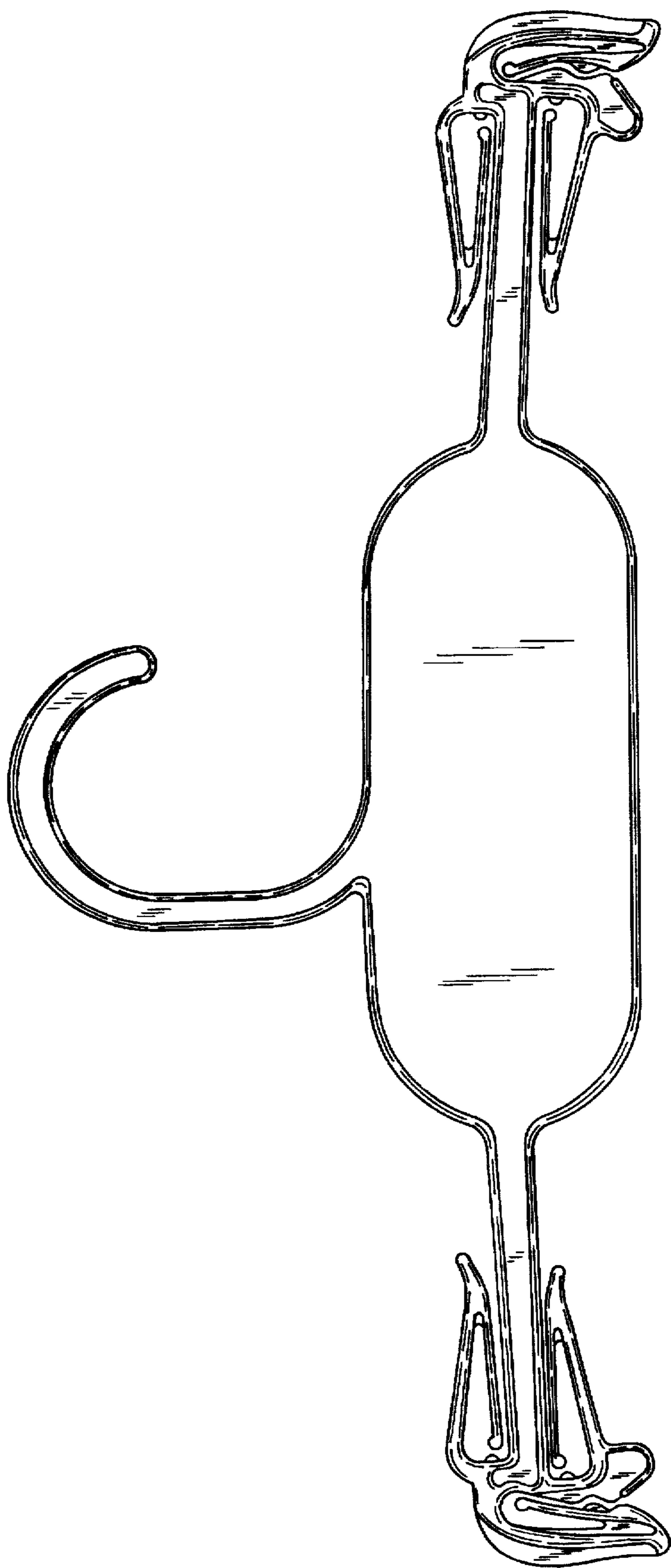


FIG.2



FIG. 3



FIG. 4



FIG. 5



FIG. 6