



US00D390011S

United States Patent [19]
Turner

[11] **Patent Number:** **Des. 390,011**
[45] **Date of Patent:** ****Feb. 3, 1998**

[54] **MODULAR HANGING SHOE BASKET**

[75] **Inventor:** **Robyn D. Turner, Malibu, Calif.**

[73] **Assignee:** **Dial Industries, Los Angeles, Calif.**

[**] **Term:** **14 Years**

[21] **Appl. No.:** **57,452**

[22] **Filed:** **Jul. 25, 1996**

[51] **LOC (6) Cl.** **06-08**

[52] **U.S. Cl.** **D6/315; D3/304; D6/513**

[58] **Field of Search** **D6/315, 513, 514;**
D3/304; 211/34, 113, 119; 220/475

[56] **References Cited**

U.S. PATENT DOCUMENTS

D. 237,483 11/1975 Uitz D3/304
D. 278,563 4/1985 Howitt D3/304

D. 360,298 7/1995 Sanford D3/304
D. 371,238 7/1996 Dingman D3/304
2,620,074 12/1952 Moore, Jr. 211/119
4,094,030 6/1978 Saad D6/315

Primary Examiner—B. J. Bullock

[57] **CLAIM**

The ornamental design for a modular hanging shoe basket, as shown.

DESCRIPTION

FIG. 1 is a front and right side perspective view of a modular hanging shoe basket showing my new design; FIG. 2 is an enlarged left side elevational view thereof; FIG. 3 is an enlarged front elevational view thereof; FIG. 4 is an enlarged rear elevational view thereof; FIG. 5 is an enlarged top plan view thereof; and, FIG. 6 is an enlarged bottom plan view thereof.

1 Claim, 3 Drawing Sheets




Fig. 1.

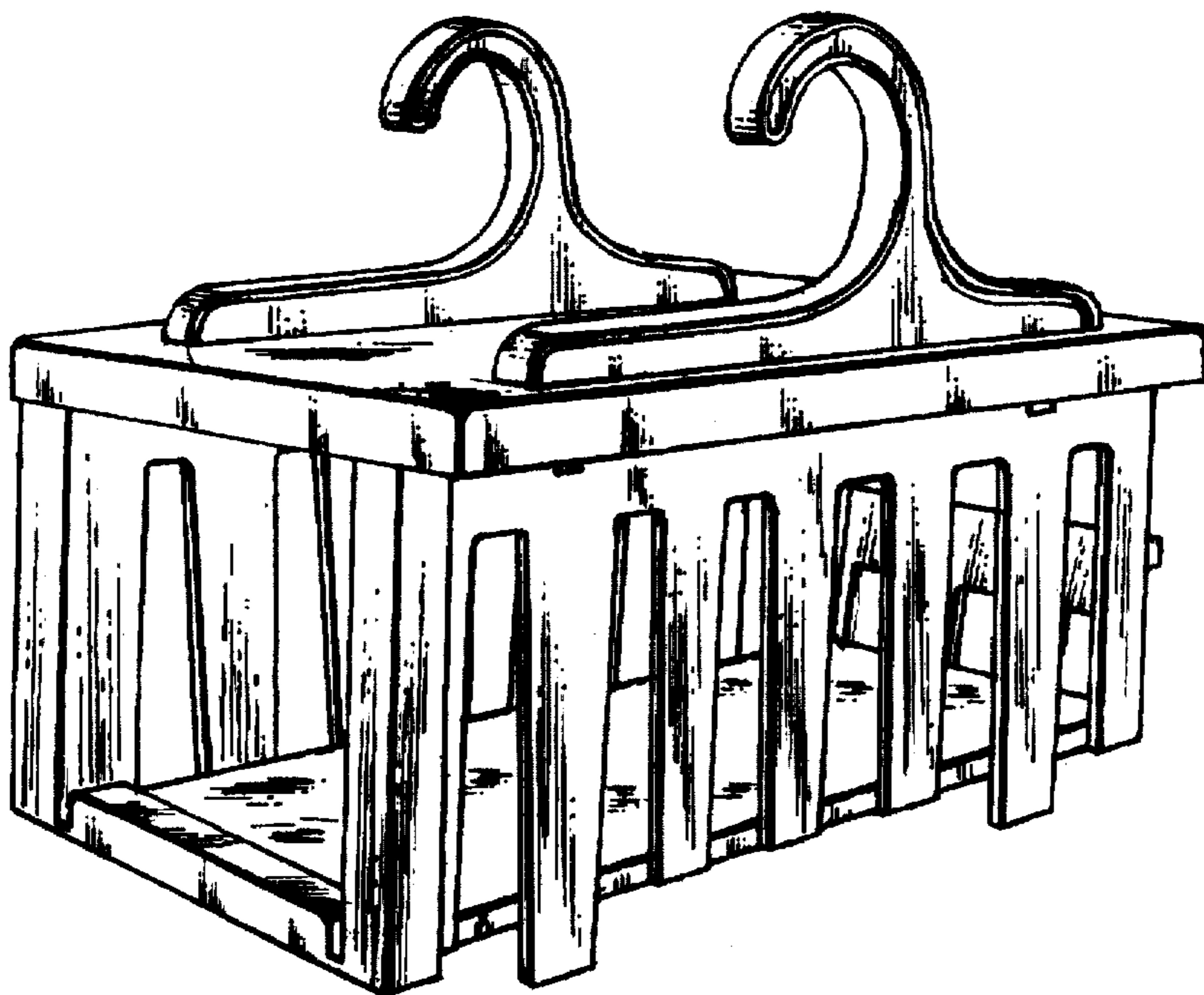


Fig. 2.

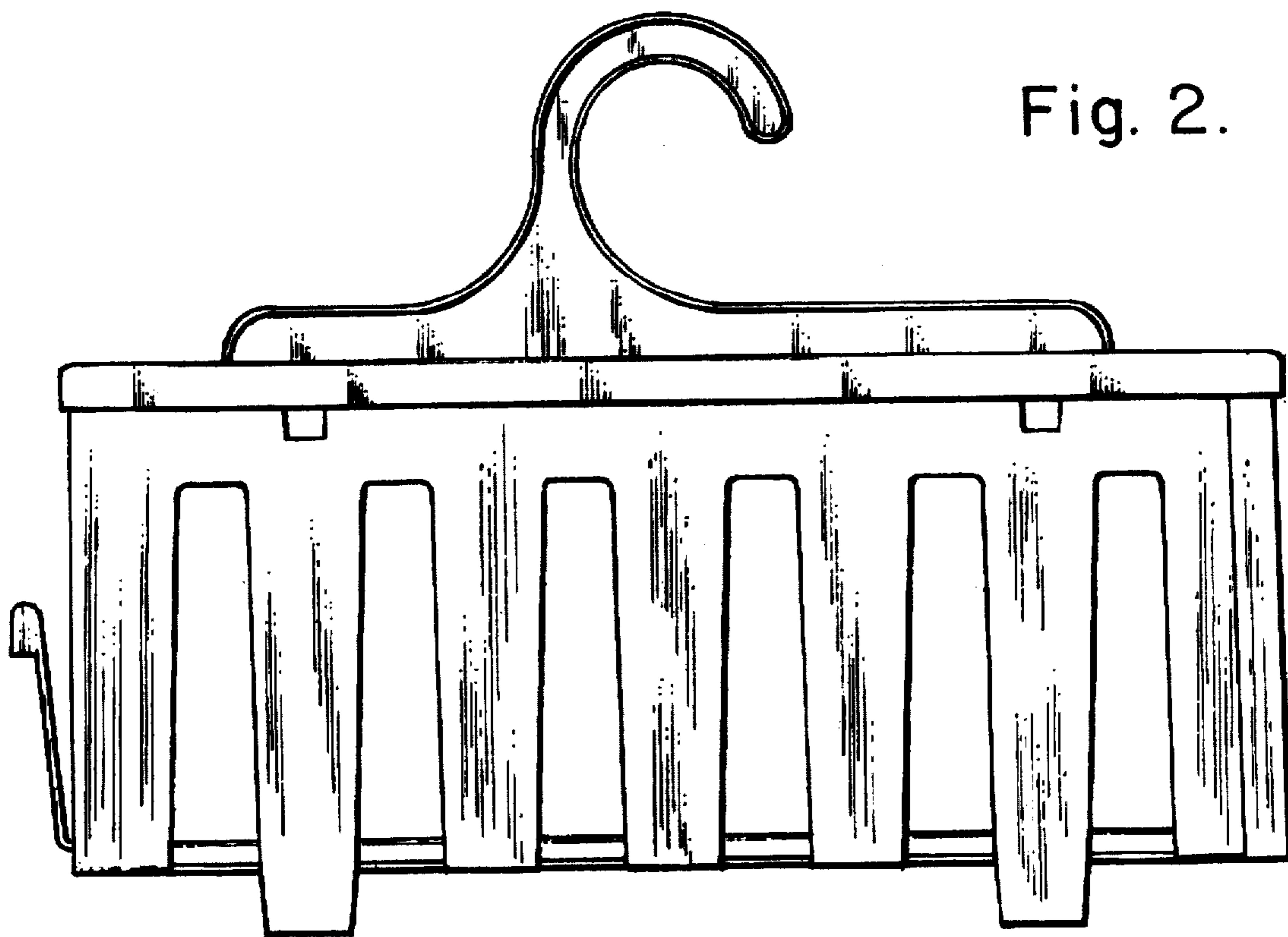


Fig. 3.




Fig. 4.

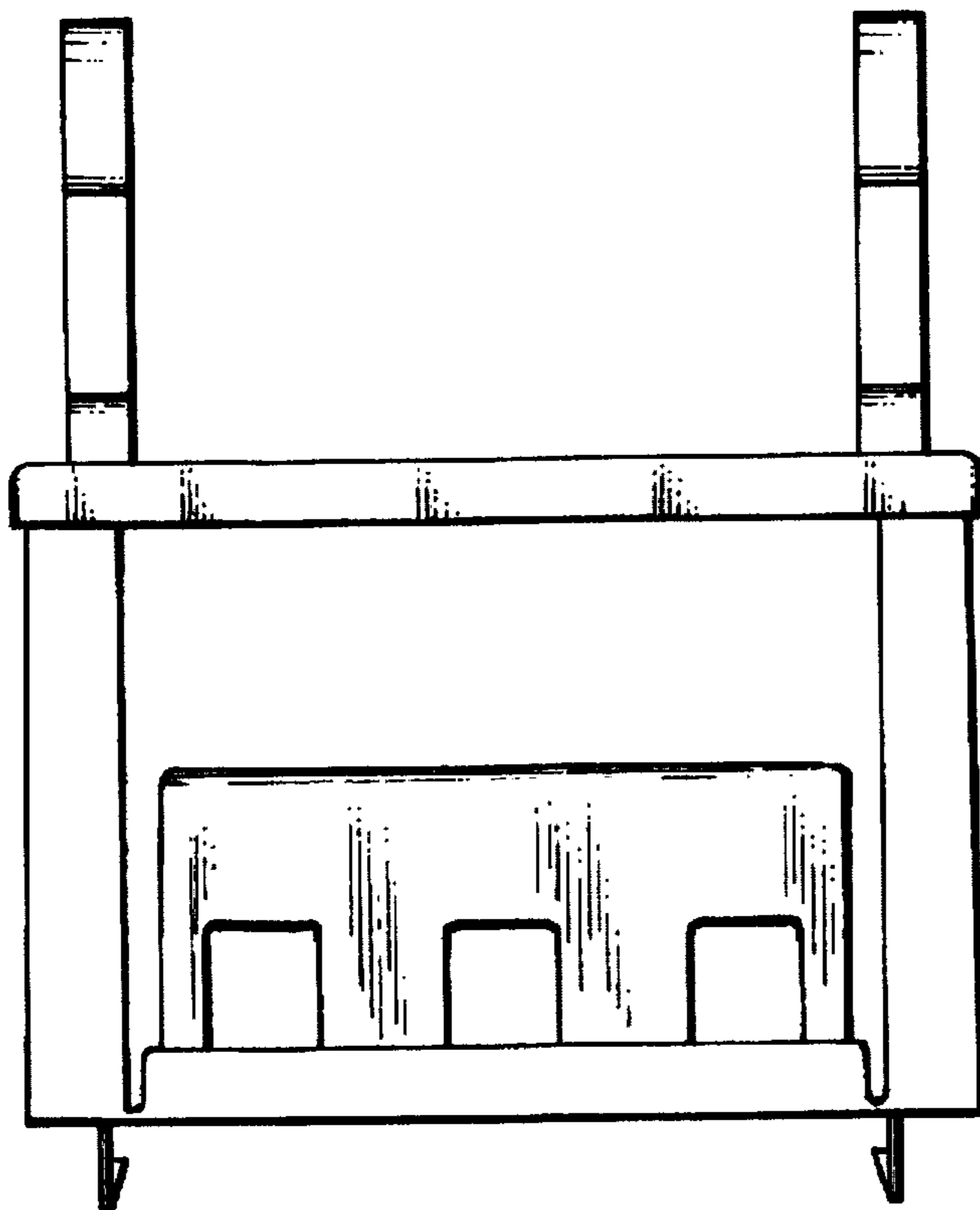


Fig. 5.




Fig. 6.

