



US00D390005S

United States Patent [19]

Akabane et al.

[11] Patent Number: **Des. 390,005**

[45] Date of Patent: ****Feb. 3, 1998**

[54] CAMERA CASE

[75] Inventors: **Jun Akabane, Yokosuka; Masaaki Yanagisawa, Chigasaki, both of Japan**

[73] Assignee: **Nikon Corporation, Tokyo, Japan**

[**] Term: **14 Years**

[21] Appl. No.: **59,495**

[22] Filed: **Sep. 12, 1996**

[51] LOC (6) Cl. **03-01**

[52] U.S. Cl. **D3/267**

[58] Field of Search **D3/267, 268, 219; D16/208; 224/908, 909; 206/316.2**

[56] **References Cited**

U.S. PATENT DOCUMENTS

- D. 234,982 4/1975 Tomatsuri D3/267
- D. 247,760 4/1978 Rausch D3/267
- D. 276,573 12/1984 Yamamoto et al. D3/267

- D. 281,644 12/1985 Akabane D3/267
- D. 374,120 10/1996 Moro et al. D3/267
- 4,649,973 3/1987 Uchin 206/316.2

Primary Examiner—Doris V. Coles
Assistant Examiner—Catherine R. Oliver
Attorney, Agent, or Firm—Oliff & Berridge, P.L.C.

[57] **CLAIM**

The ornamental design for a camera case, as shown.

DESCRIPTION

FIG. 1 is a front elevational view of a camera case showing our new design;

FIG. 2 is a rear elevational view thereof;

FIG. 3 is a left side elevational view thereof;

FIG. 4 is a right side elevational view thereof;

FIG. 5 is a top plan elevational view thereof;

FIG. 6 is a bottom plan view thereof; and,

FIG. 7 is a front perspective view thereof.

1 Claim, 4 Drawing Sheets



FIG. 1




FIG. 2




FIG.3




FIG.4




FIG. 5



FIG. 6




FIG. 7

