



US00D390001S

United States Patent [19]

Lovelady et al.

[11] Patent Number: **Des. 390,001**

[45] Date of Patent: ****Feb. 3, 1998**

[54] **SURFBOARD SHOULDER HARNESS**

[75] Inventors: **Jerry Lovelady, Poway; David Bedillion, Tustin, both of Calif.**

[73] Assignee: **Sunwest Products, LLC, Poway, Calif.**

[**] Term: **14 Years**

[21] Appl. No.: **57,038**

[22] Filed: **Jul. 15, 1996**

[51] LOC (6) Cl. **03-01**

[52] U.S. Cl. **D3/221**

[58] Field of Search D3/215, 221, 259, D3/327; D21/228, 230; 224/609, 917; 294/147; 441/75, 74, 111; 206/315.1

[56] **References Cited**

U.S. PATENT DOCUMENTS

D. 304,882	12/1989	Kawaguchi	D3/327
D. 323,585	2/1992	Rader et al.	D3/221
D. 328,186	7/1992	Hanke	D3/327
3,377,007	4/1968	Gayler	224/5
3,591,063	7/1971	Pearce	
4,483,380	11/1984	Beran	
4,610,634	9/1986	Kimura	441/75

4,724,989	2/1988	Silberberg	D3/259 X
4,793,535	12/1988	Johnson	
5,147,235	9/1992	Bamburak et al.	441/79
5,405,002	4/1995	Troia	206/315.1
5,531,622	7/1996	Nealy	441/75

Primary Examiner—Doris V. Coles
Assistant Examiner—Catherine R. Oliver
Attorney, Agent, or Firm—Brown, Martin, Haller & McClain

[57] **CLAIM**

The ornamental design for a surfboard shoulder harness, as shown.

DESCRIPTION

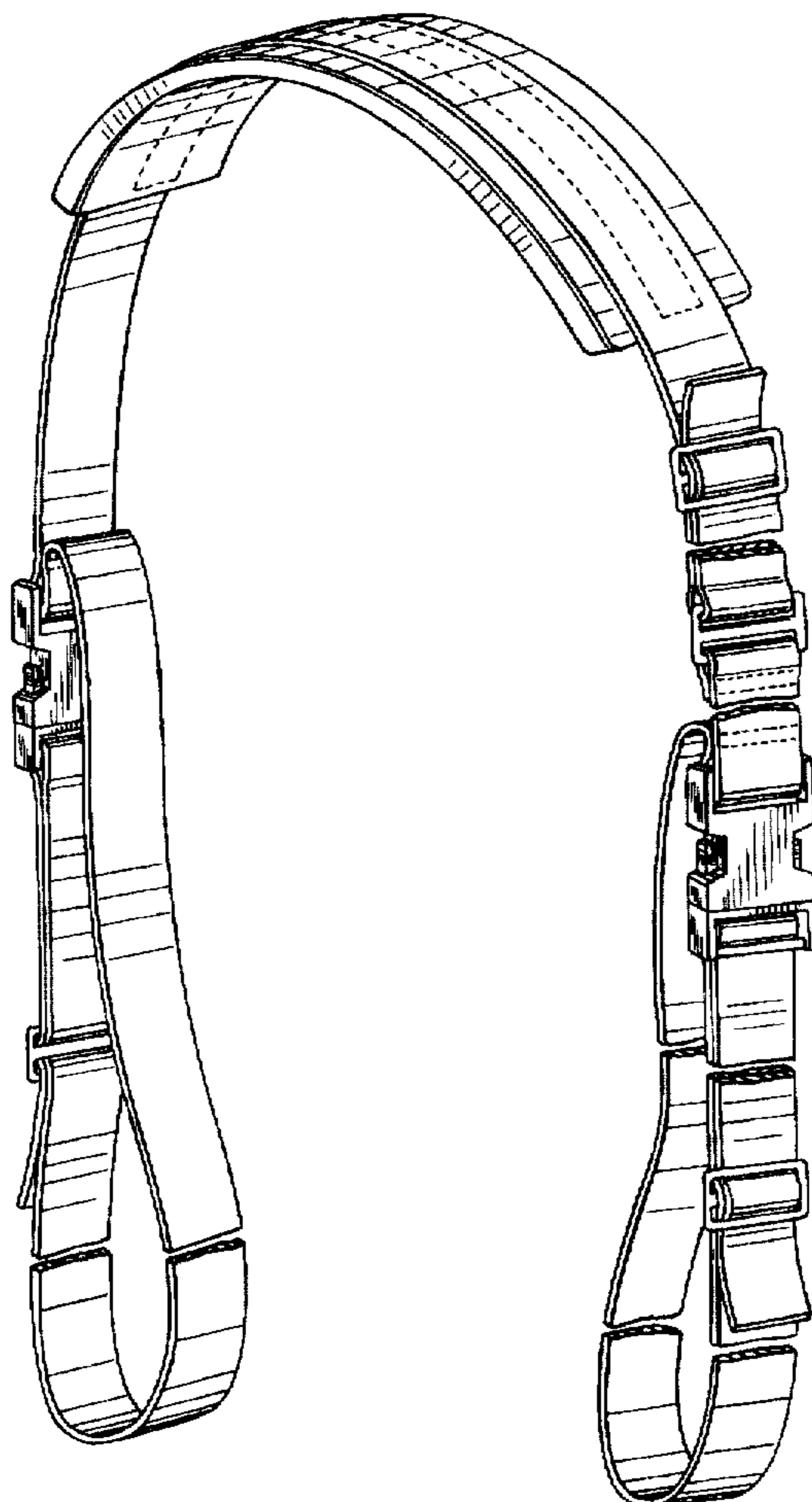
FIG. 1 is a perspective view of a surfboard shoulder harness showing our new design;

FIG. 2 is a perspective view with part of the strap shown broken away for convenience of illustration; and,

FIG. 3 is a perspective view, from the opposite side thereof, with part of the strap shown broken away for convenience of illustration.

The dotted line showing of a surfboard in FIG. 1 is for illustrative purposes only and forms no part of the claimed design.

1 Claim, 3 Drawing Sheets



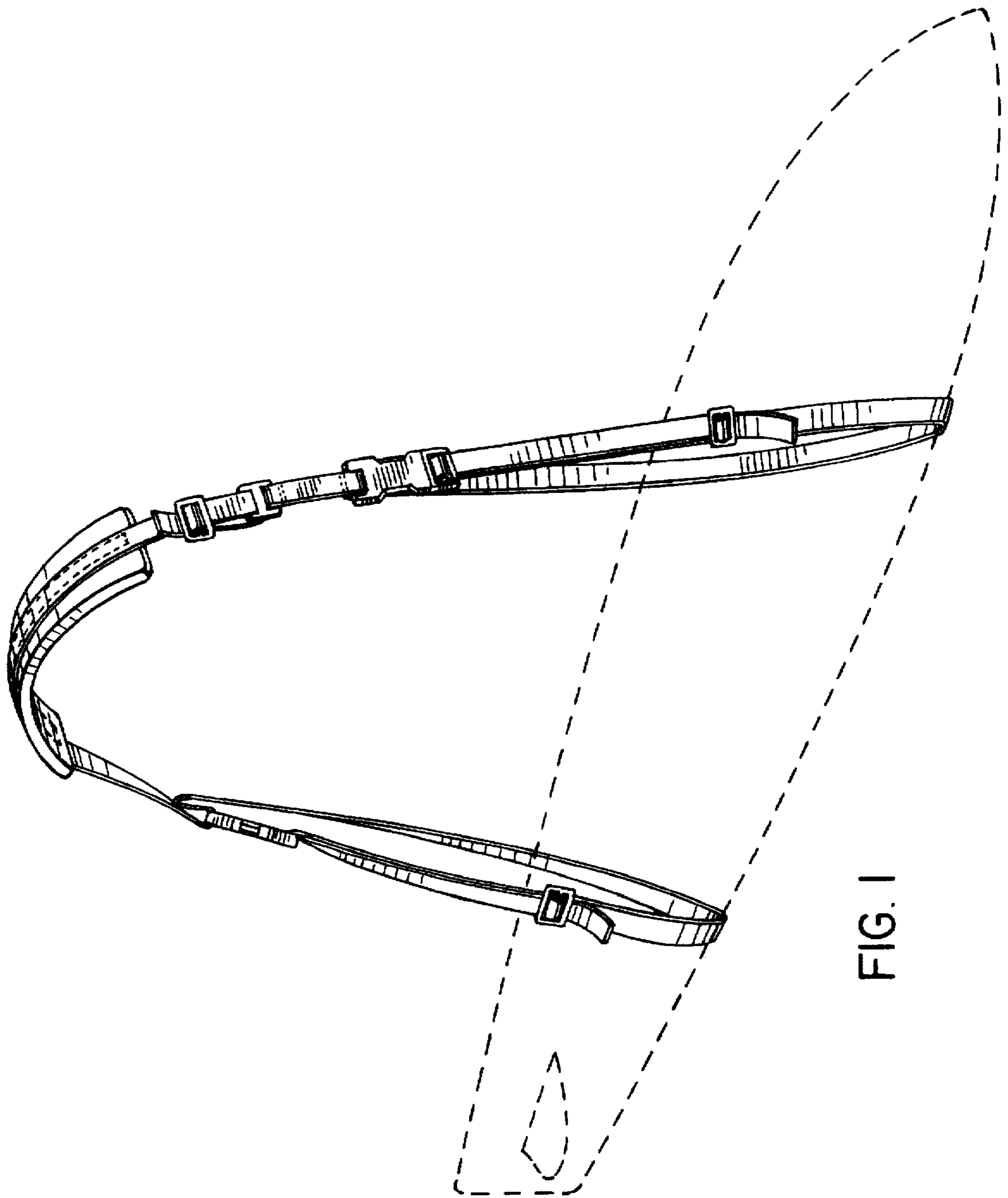


FIG. 1

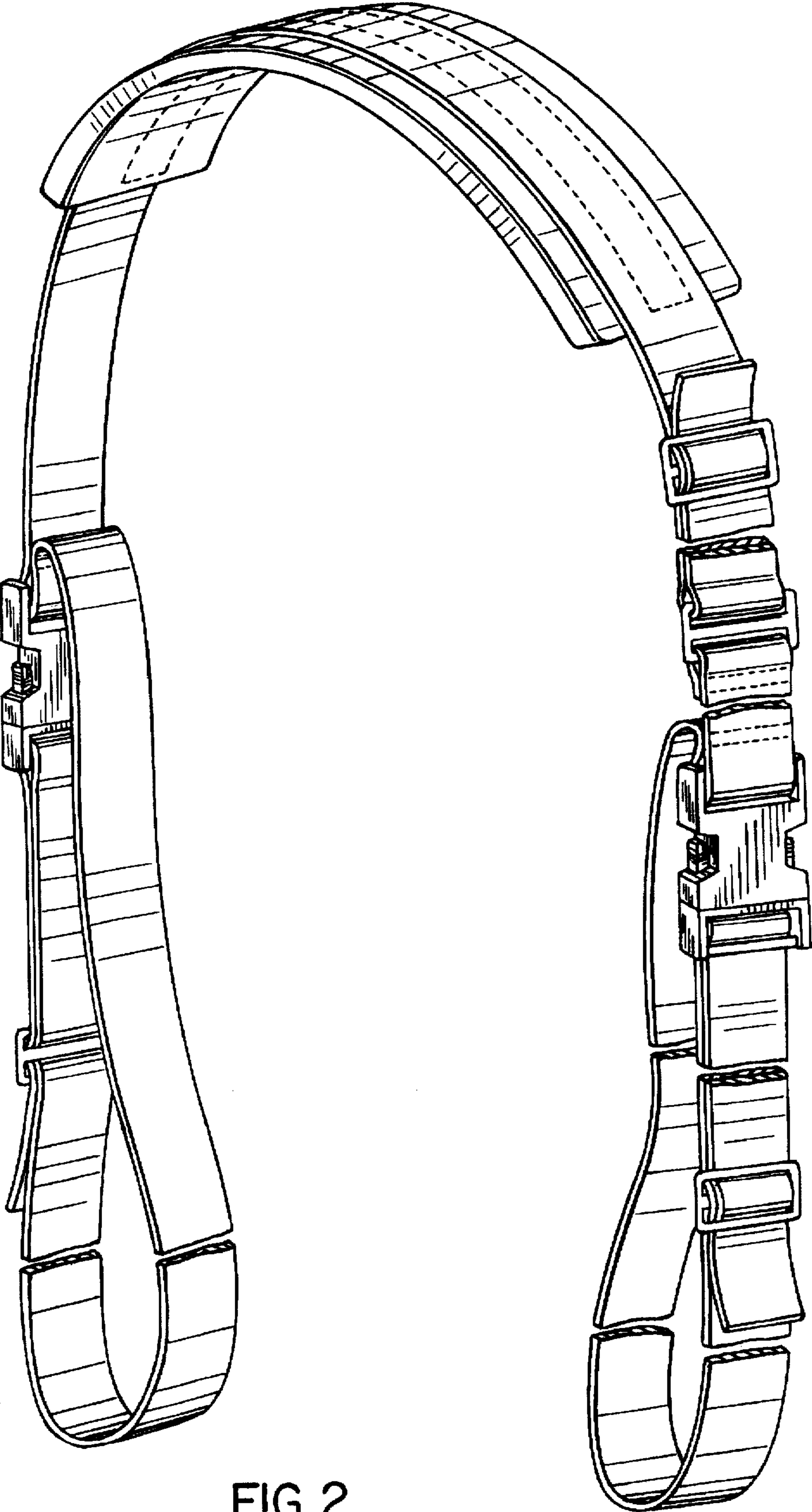


FIG. 2

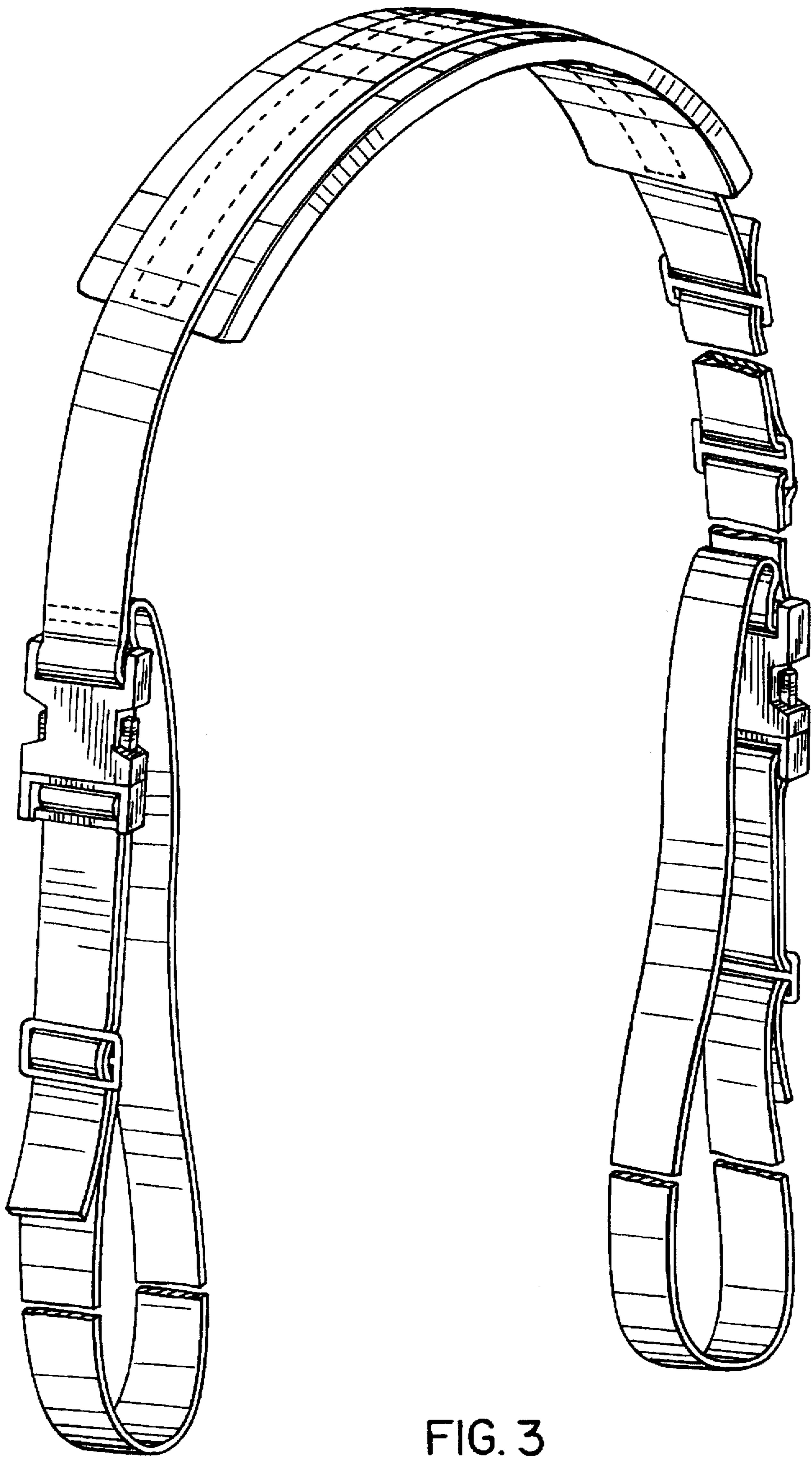


FIG. 3