



US00D389995S

United States Patent [19] Cockrell

[11] Patent Number: **Des. 389,995**
[45] Date of Patent: ****Feb. 3, 1998**

[54] **SHOE SOLE**
[75] Inventor: **John Cockrell, Greensboro, N.C.**
[73] Assignee: **Shoes for Crews, Inc., West Palm Beach, Fla.**
[**] Term: **14 Years**
[21] Appl. No.: **58,446**
[22] Filed: **Aug. 15, 1996**
[51] LOC (6) Cl. **02-04**
[52] U.S. Cl. **D2/957; D2/947**
[58] Field of Search D2/897, 902, 906, D2/908, 914, 916, 919, 946-960, 962, 964; D12/147; 36/85, 101, 103, 104, 106, 113-115, 124, 126, 127-130, 3 B, 11.5, 12-15, 22 R, 25 R, 30 R, 32 R, 32 A, 33, 172

D. 346,480	5/1994	Davidson	D2/961
D. 356,885	4/1995	Poole, Jr.	D2/957
D. 362,745	10/1995	Skrivanek	D2/916
D. 373,896	9/1996	Parker	D2/954
1,650,466	11/1927	Righter	36/32 R
5,168,643	12/1992	Laurain	36/25 R
5,203,792	4/1993	Kaiser	36/12

Primary Examiner—Doris V. Coles

[57] CLAIM

The ornamental design for a shoe sole, as shown and described.

DESCRIPTION

FIG. 1 is a bottom plan view of a shoe sole, showing my new design;
FIG. 2 is a top plan view thereof;
FIG. 3 is a right side elevational view thereof;
FIG. 4 is a left side elevational view thereof;
FIG. 5 is a front elevational view thereof; and,
FIG. 6 is a rear elevational view thereof.

[56] References Cited U.S. PATENT DOCUMENTS

D. 335,572 5/1993 Peterson D2/959

1 Claim, 2 Drawing Sheets

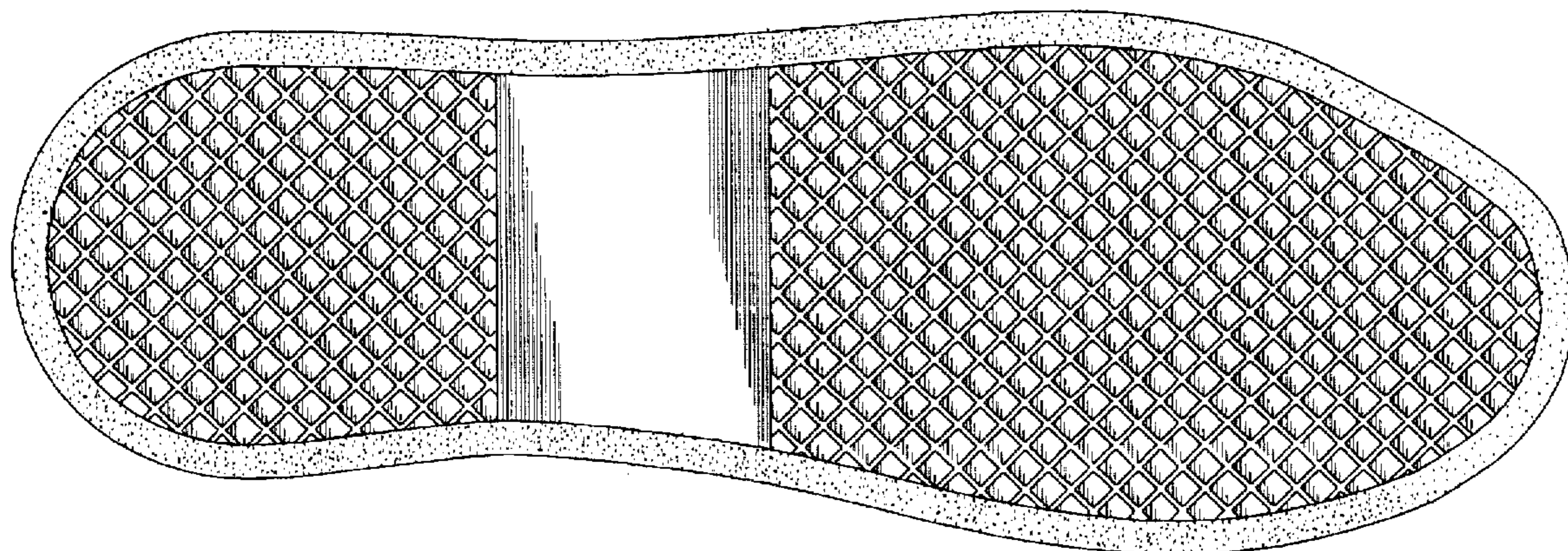


FIG. 1

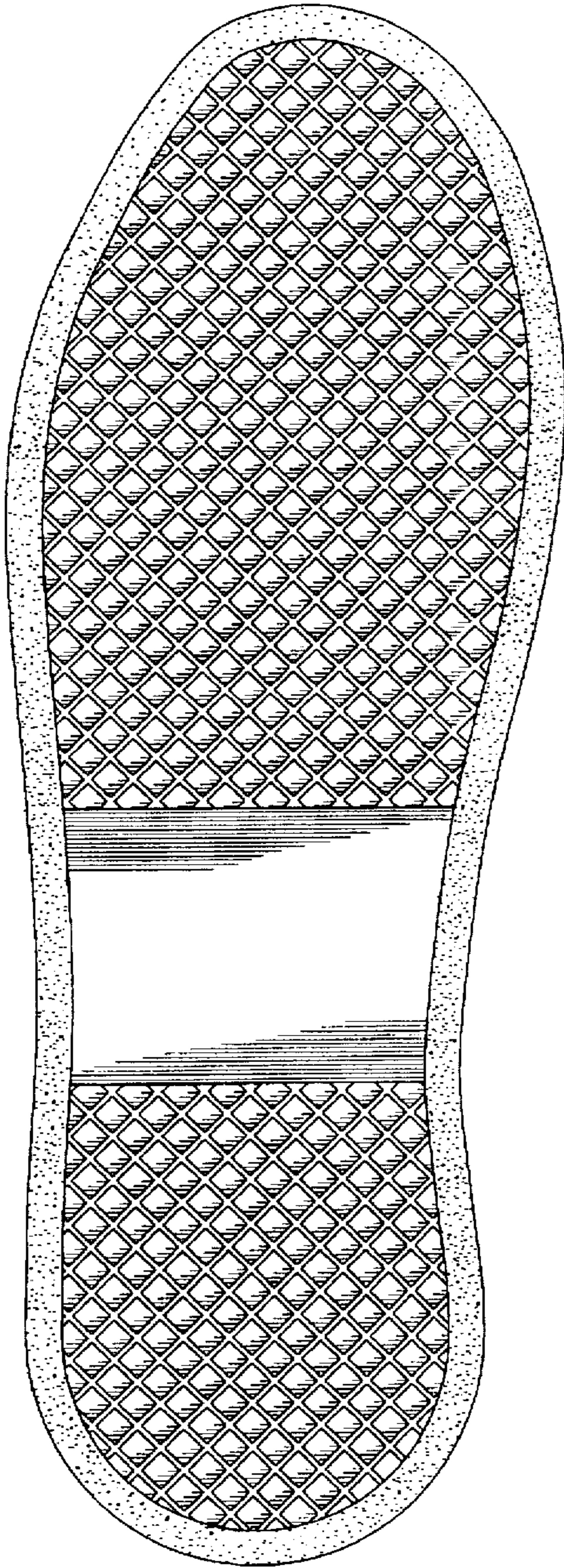


FIG. 2

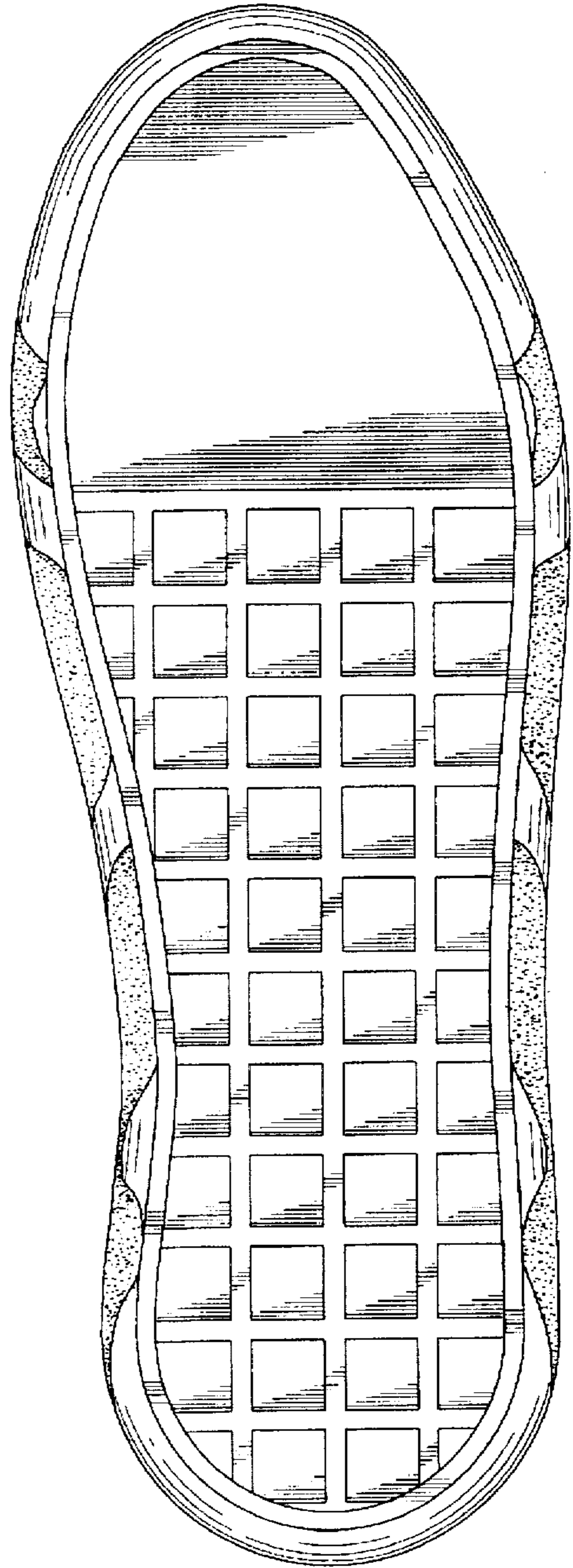


FIG. 5

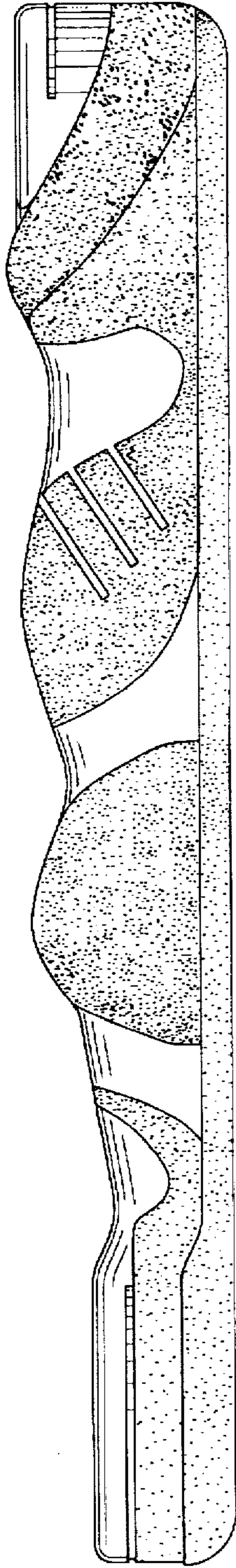


FIG. 4

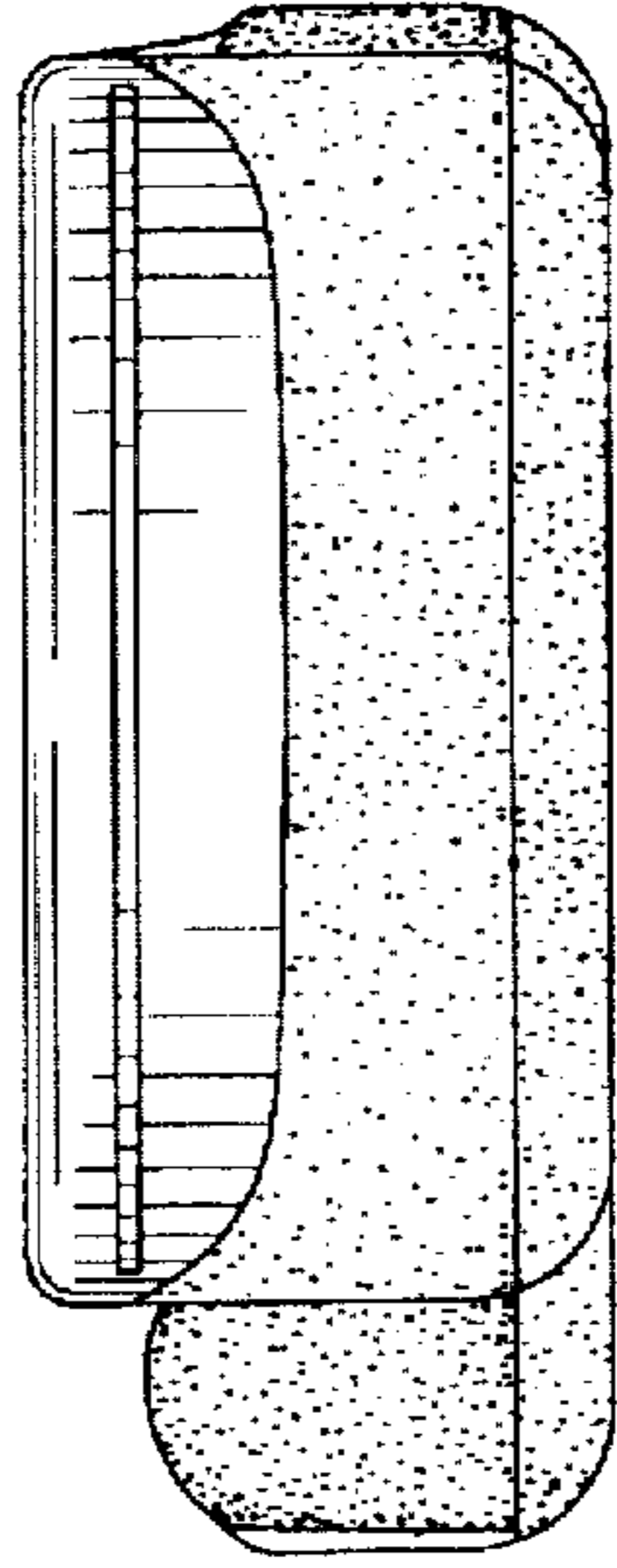


FIG. 3

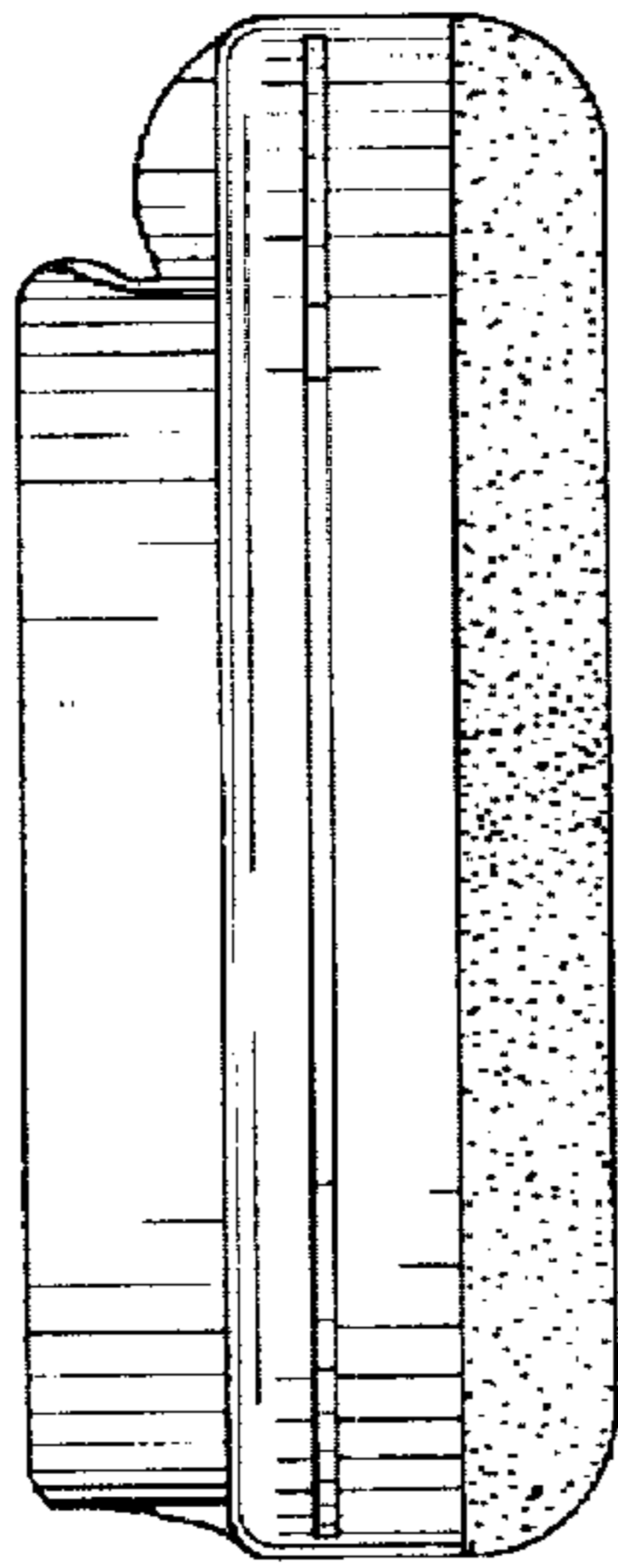


FIG. 6

