



US00D389993S

**United States Patent** [19]  
**Ryan**

[11] **Patent Number: Des. 389,993**  
[45] **Date of Patent: \*\*Feb. 3, 1998**

[54] **PAIR OF SHOE SOLES**

[76] **Inventor: Kevin B. Ryan, Gleiwitzer #12, Herzogenaurach, Germany**

[\*\*] **Term: 14 Years**

[21] **Appl. No.: 46,775**

[22] **Filed: Nov. 17, 1995**

[51] **LOC (6) Cl. .... 02-04**

[52] **U.S. Cl. .... D2/953; D3/951**

[58] **Field of Search** ..... D2/897, 902, 906, D2/908, 914, 916, 919, 946-960, 962, 964; 36/85, 101, 103, 104, 106, 113-115, 117, 124, 126, 127-130, 3 B, 12-15, 22 R, 25 R, 30 R, 32 R, 32 A, 33, 172

[56] **References Cited**

**U.S. PATENT DOCUMENTS**

- D. 225,059 11/1972 Riley ..... D2/908
- D. 228,267 9/1973 Powers ..... D2/908
- D. 255,171 6/1980 Bowers ..... D2/908
- D. 272,294 1/1984 Watanabe ..... D2/902

- D. 301,391 6/1989 Duclos et al. .... D2/953
- D. 339,465 9/1993 Teague ..... D2/953
- D. 348,558 7/1994 Saez ..... D2/956
- D. 361,881 9/1995 Hatfield ..... D2/951

*Primary Examiner—Celia Murphy*

[57] **CLAIM**

The ornamental design for a pair of shoe soles, as shown and described.

**DESCRIPTION**

FIG. 1 is a bottom plan view of the right component of a pair of shoe soles showing my new design, the left component being a mirror image thereof;

FIG. 2 is a right side elevational view thereof, the broken lines showing a shoe upper being for illustrative purposes only and forming no part of the claimed design;

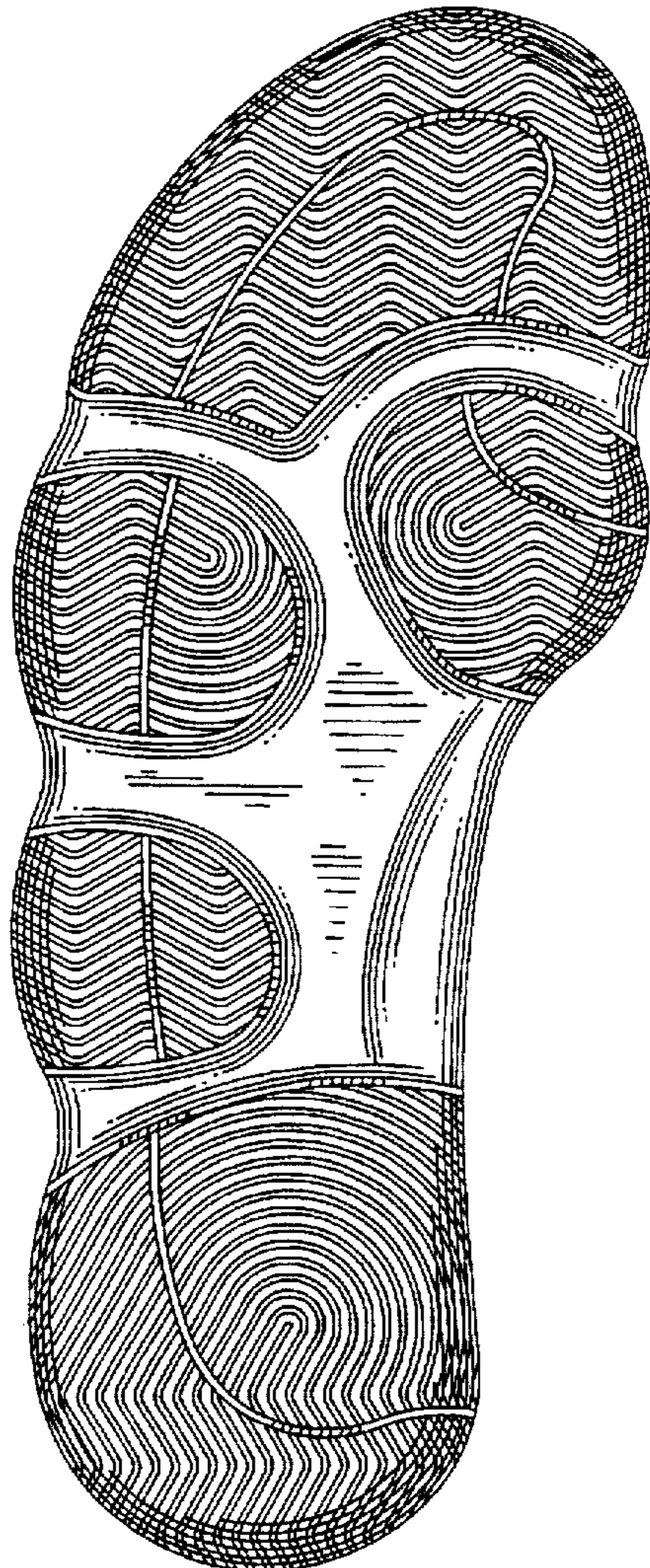
FIG. 3 is a left side elevational view thereof;

FIG. 4 is a front elevational view thereof; and,

FIG. 5 is a rear elevational view thereof.

The portions left unshaded in FIGS. 3 through 5 represent unclaimed subject matter.

**1 Claim, 3 Drawing Sheets**





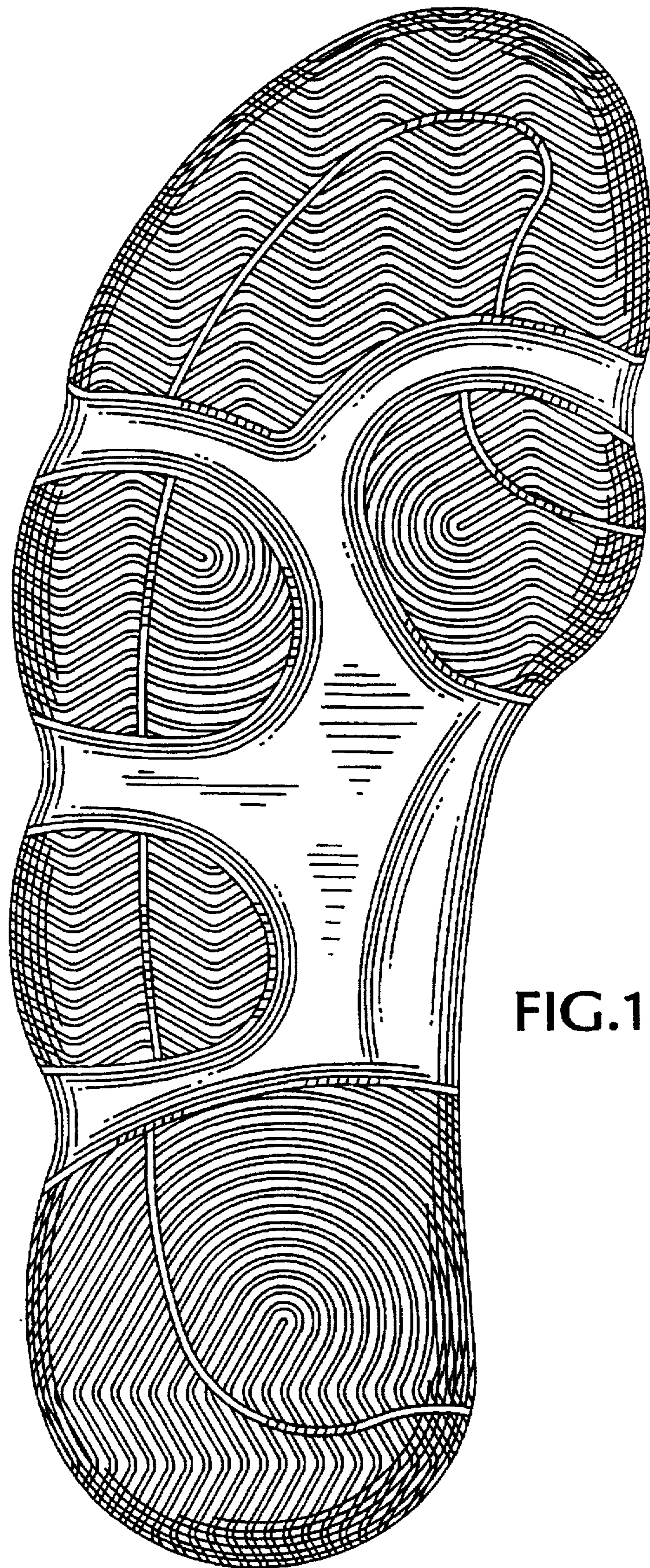


FIG. 1

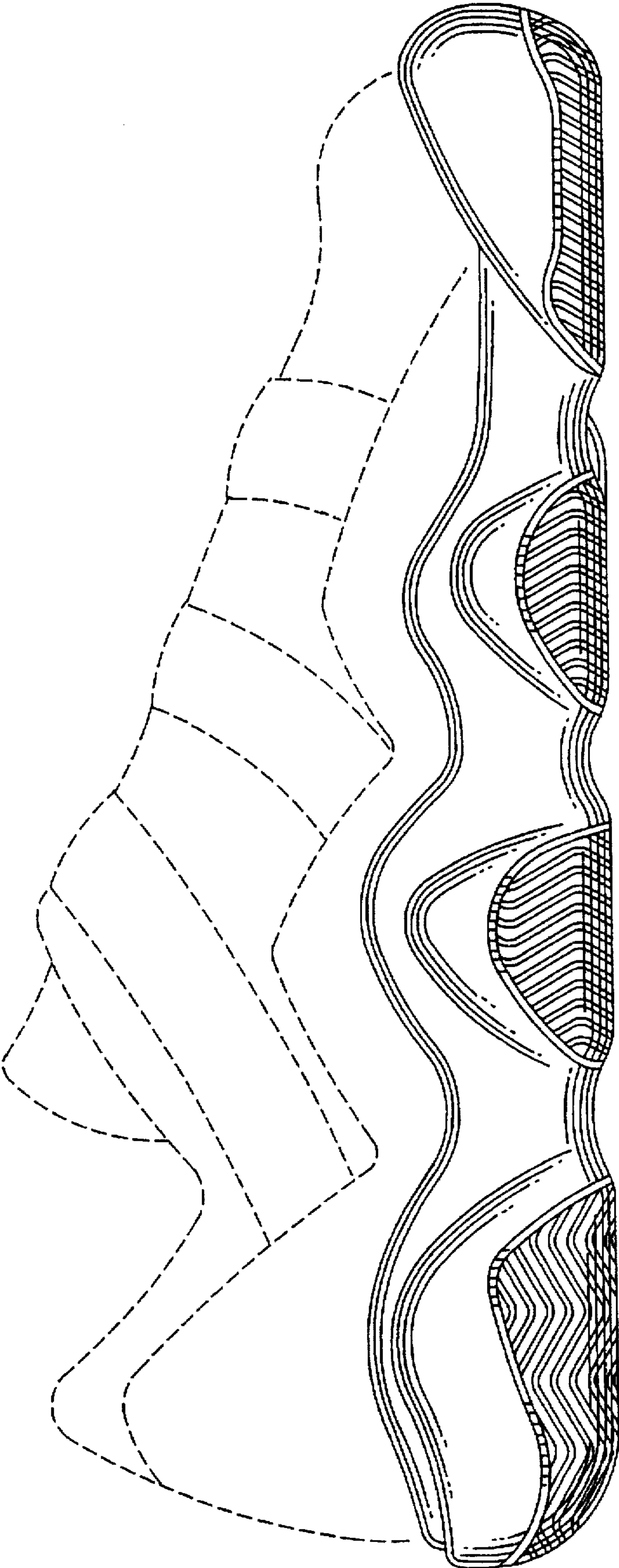


FIG.2



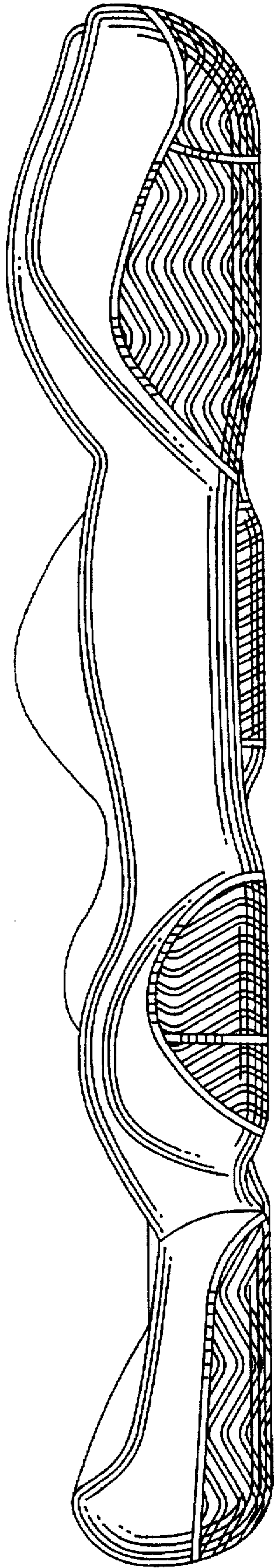


FIG. 3

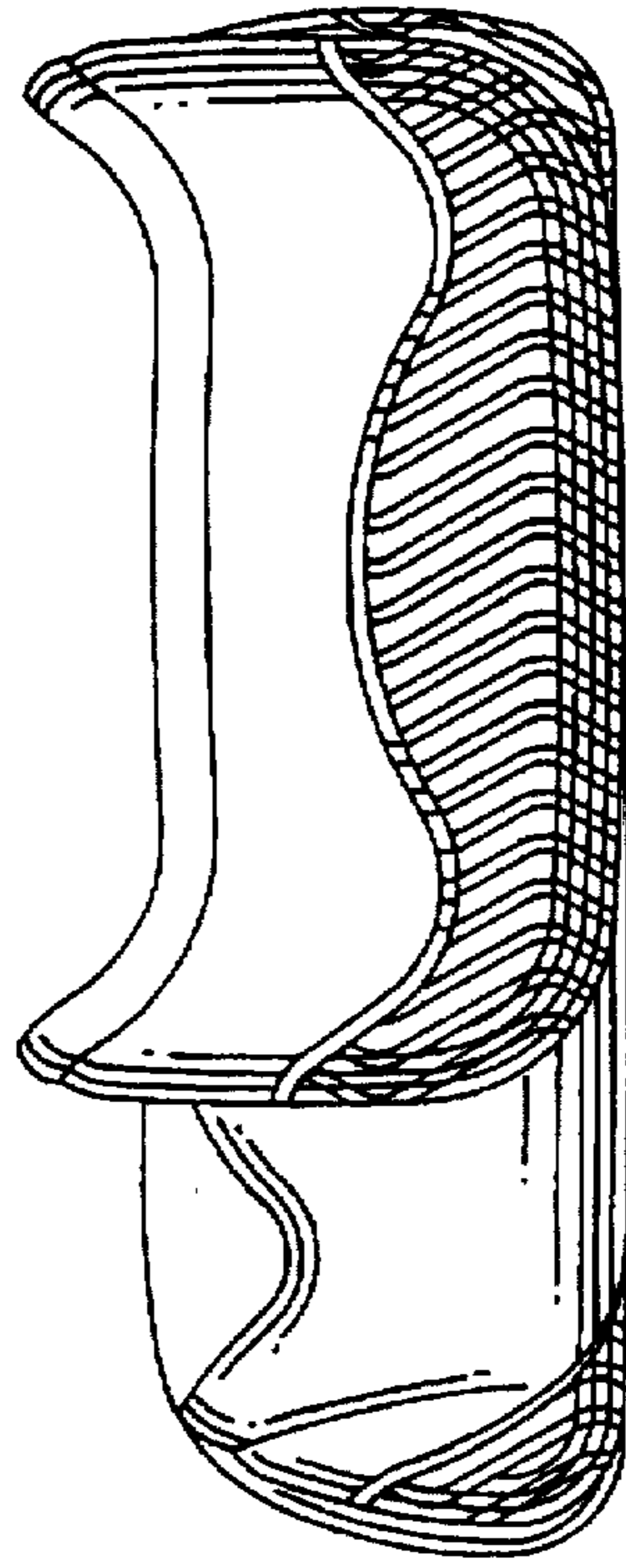


FIG. 5

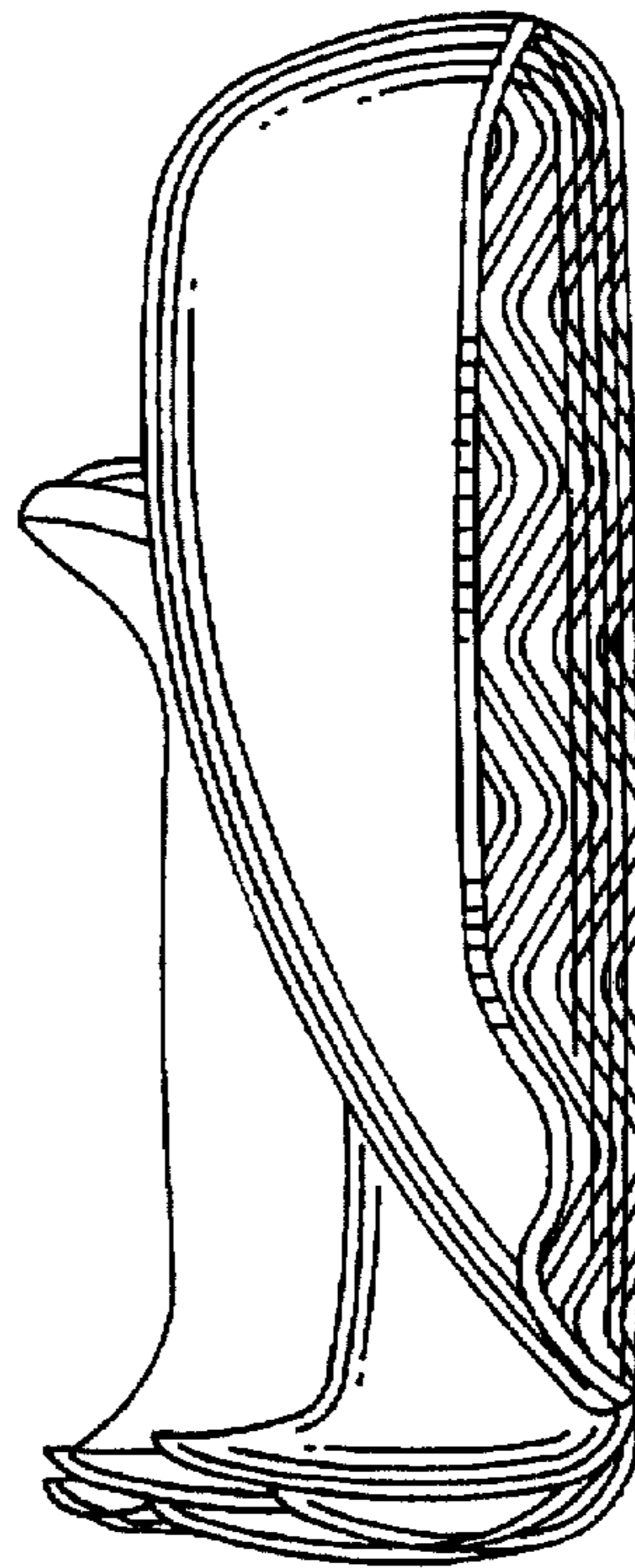


FIG. 4