

US00D389973S

**United States Patent** [19]  
**Murray**

[11] **Patent Number: Des. 389,973**

[45] **Date of Patent: \*\*Jan. 27, 1998**

[54] **PORTABLE CART ASSEMBLY**  
[76] **Inventor: Edward Murray, 19375 Carolina Cir., Boca Raton, Fla. 33434**  
[\*\*] **Term: 14 Years**  
[21] **Appl. No.: 69,004**  
[22] **Filed: Apr. 23, 1997**  
[51] **LOC (6) Cl. .... 12-02**  
[52] **U.S. Cl. .... D34/23; 280/79.3**  
[58] **Field of Search .... D34/23, 12, 27; 280/79.2, 79.5, 79.11; 108/53.5, 55.5, 25, 91; 211/194; 248/129; 47/39**

D. 381,171 7/1997 Culverson ..... D34/23  
2,932,528 4/1960 Miller .  
4,775,067 10/1988 Mount ..... 280/79.11 X  
5,445,396 8/1995 Sebor ..... 280/73.11 X  
5,472,220 12/1995 Stephan ..... 280/79.5  
5,632,497 5/1997 Murray ..... 280/79.5

*Primary Examiner*—Susan J. Lucas  
*Assistant Examiner*—Cynthia E. Ramirez  
*Attorney, Agent, or Firm*—John C. Smith

[57] **CLAIM**

The ornamental design for a portable cart assembly, as shown and described.

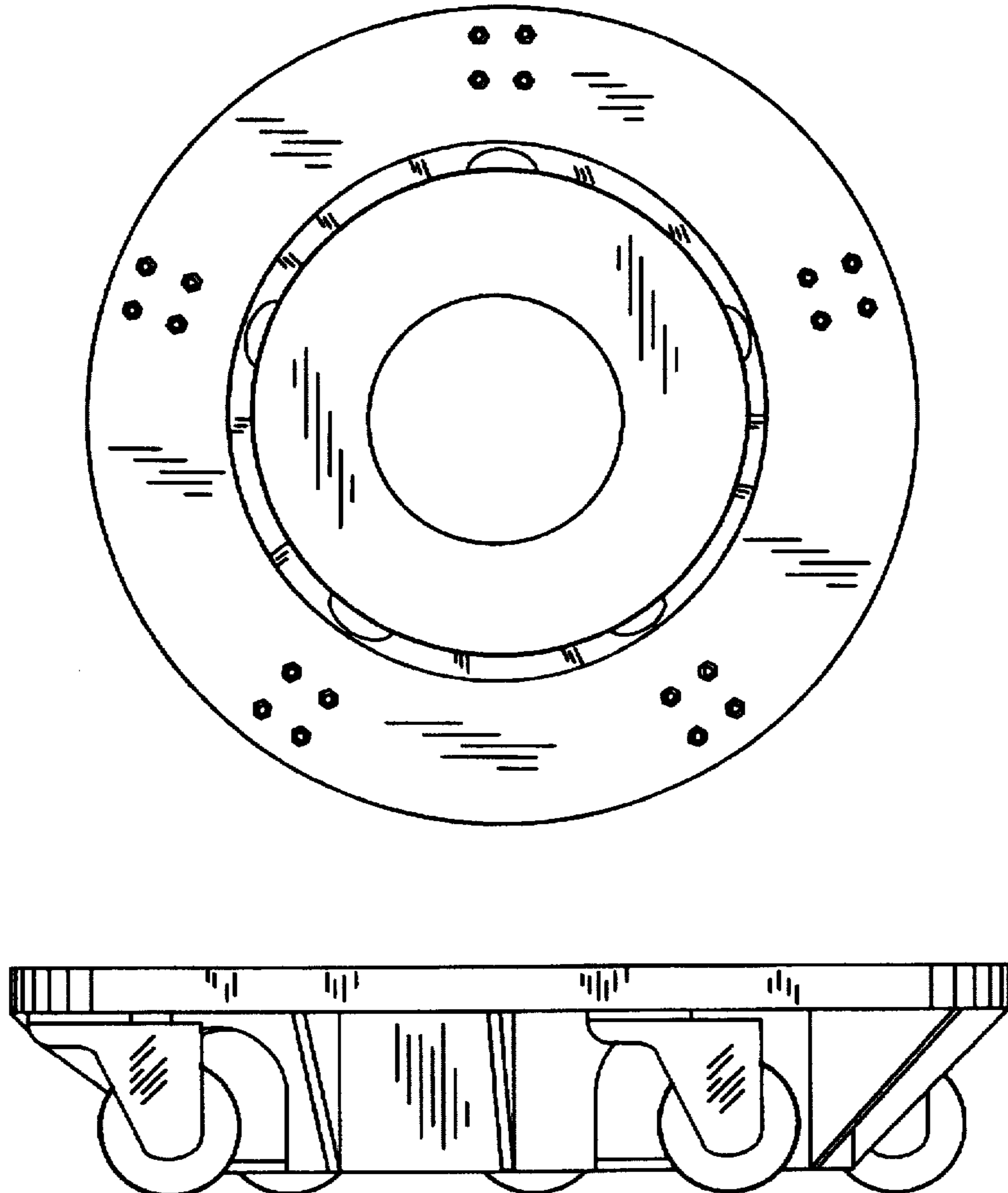
**DESCRIPTION**

FIG. 1 is a top view of the portable cart assembly; FIG. 2 is a bottom view of the portable cart assembly; and, FIG. 3 is a side view of the portable cart assembly.

[56] **References Cited**  
**U.S. PATENT DOCUMENTS**

D. 257,767 1/1981 Maza et al. .... D23/23  
290,759 12/1883 Eberhard ..... 280/79.11

**1 Claim, 3 Drawing Sheets**



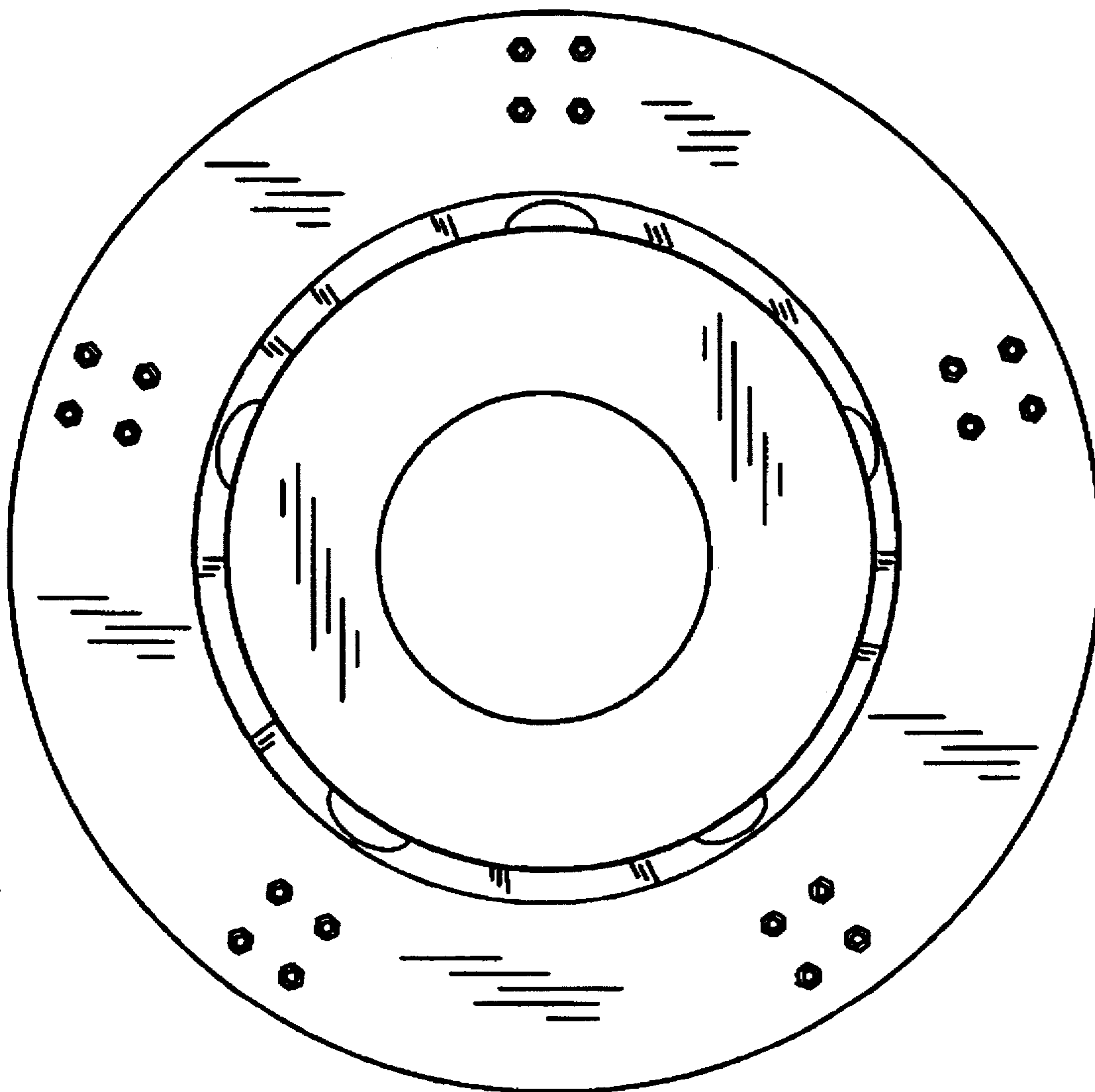


Figure 1




Figure 2

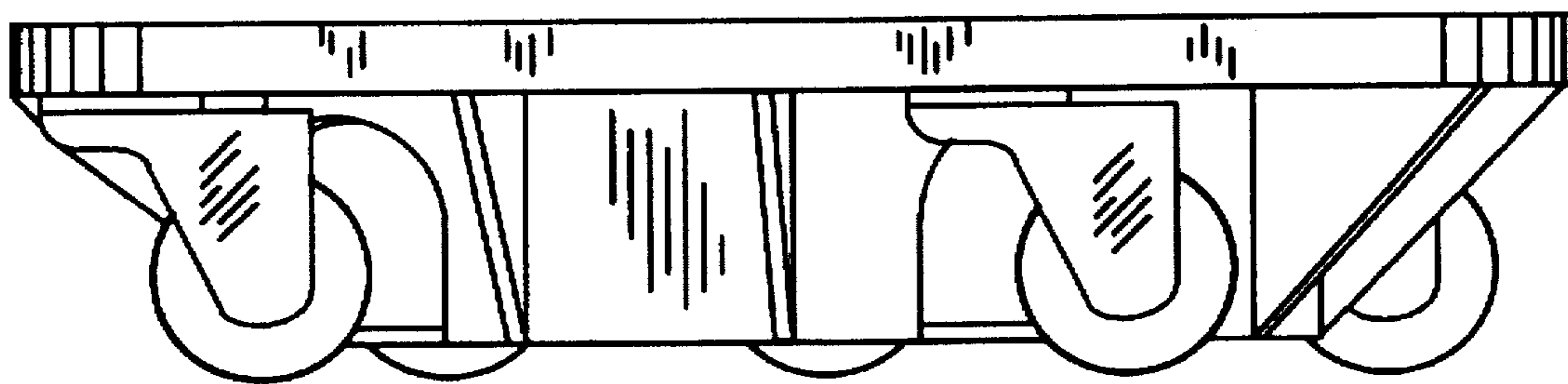


Figure 3