



US00D389972S

**United States Patent** [19]  
**Grosfillex**

[11] **Patent Number: Des. 389,972**  
[45] **Date of Patent: \*\*Jan. 27, 1998**

[54] **WHEELBARROW**  
[75] **Inventor: Raymond Grosfillex, Oyonnax, France**  
[73] **Assignee: Grosfillex Sarl, Oyonnax, France**  
[\*\*] **Term: 14 Years**

D. 352,584 11/1994 Boyd ..... D34/16  
D. 370,326 5/1996 Chapman et al. .... D34/16

*Primary Examiner—Kay H. Chin*  
*Attorney, Agent, or Firm—Dowell & Dowell*

[21] **Appl. No.: 57,415**  
[22] **Filed: Jul. 24, 1996**

[57] **CLAIM**

The ornamental design for a wheelbarrow, as shown and described.


[30] **Foreign Application Priority Data**  
Jan. 26, 1996 [XH] Hague Agreement ..... DMA003978  
[51] **LOC (6) Cl. .... 12-02**  
[52] **U.S. Cl. .... D34/16**  
[58] **Field of Search ..... D34/12-27; 280/47.26,**  
**280/47.31, 653, 47.12, 47.18, 47.23**

**DESCRIPTION**

FIG. 1 is a front perspective view of a wheelbarrow showing my new design;  
FIG. 2 is a front elevational view thereof;  
FIG. 3 is a right side elevational view thereof, a view from the left side being a mirror image thereof;  
FIG. 4 is a rear elevational view thereof;  
FIG. 5 is a top plan view thereof; and,  
FIG. 6 is a bottom plan view thereof.

[56] **References Cited**  
**U.S. PATENT DOCUMENTS**  
D. 327,350 6/1992 Brown et al. .... D34/16

**1 Claim, 2 Drawing Sheets**






FIG. 1

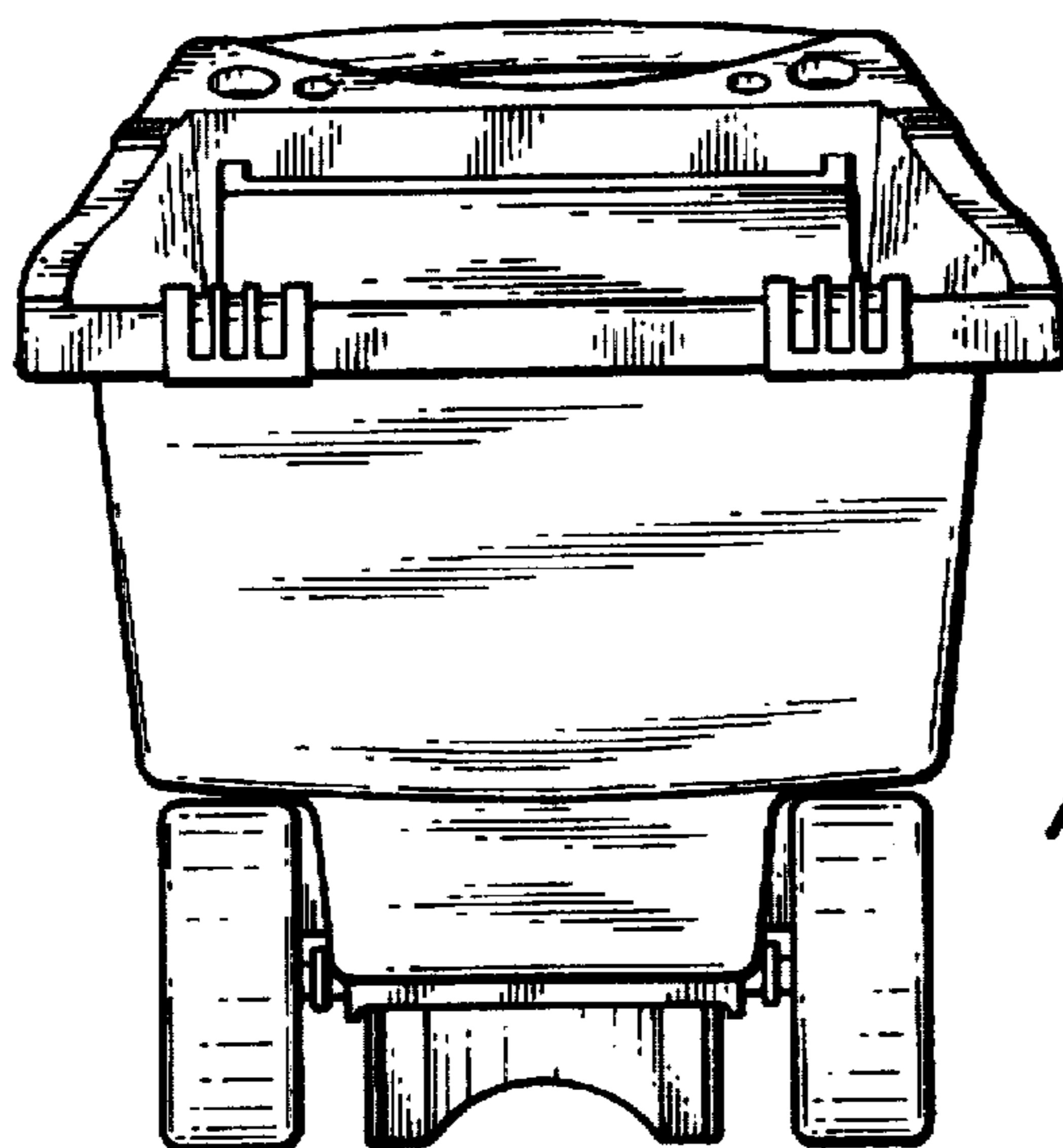


FIG. 2




FIG. 3

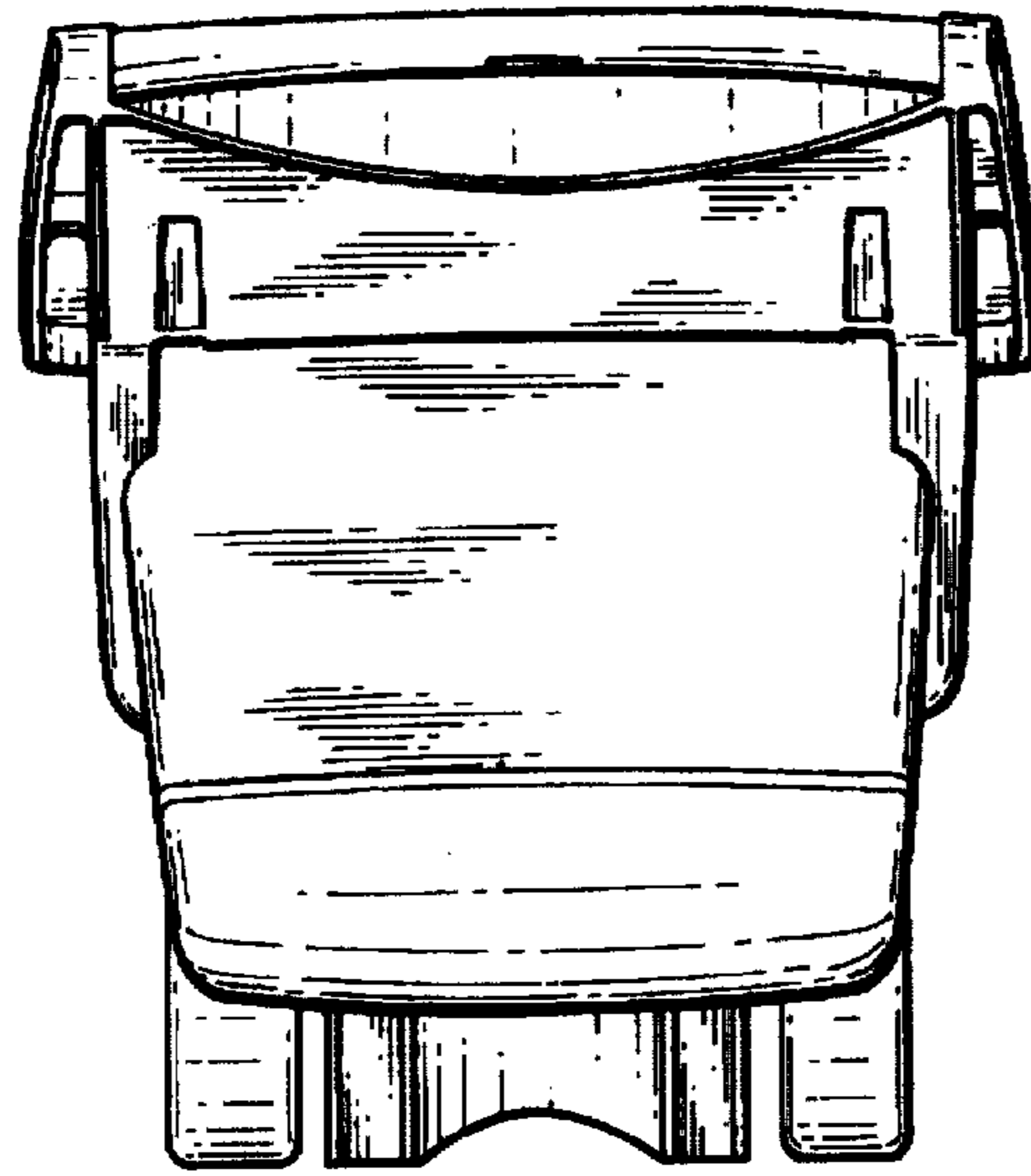


FIG. 4




FIG. 5

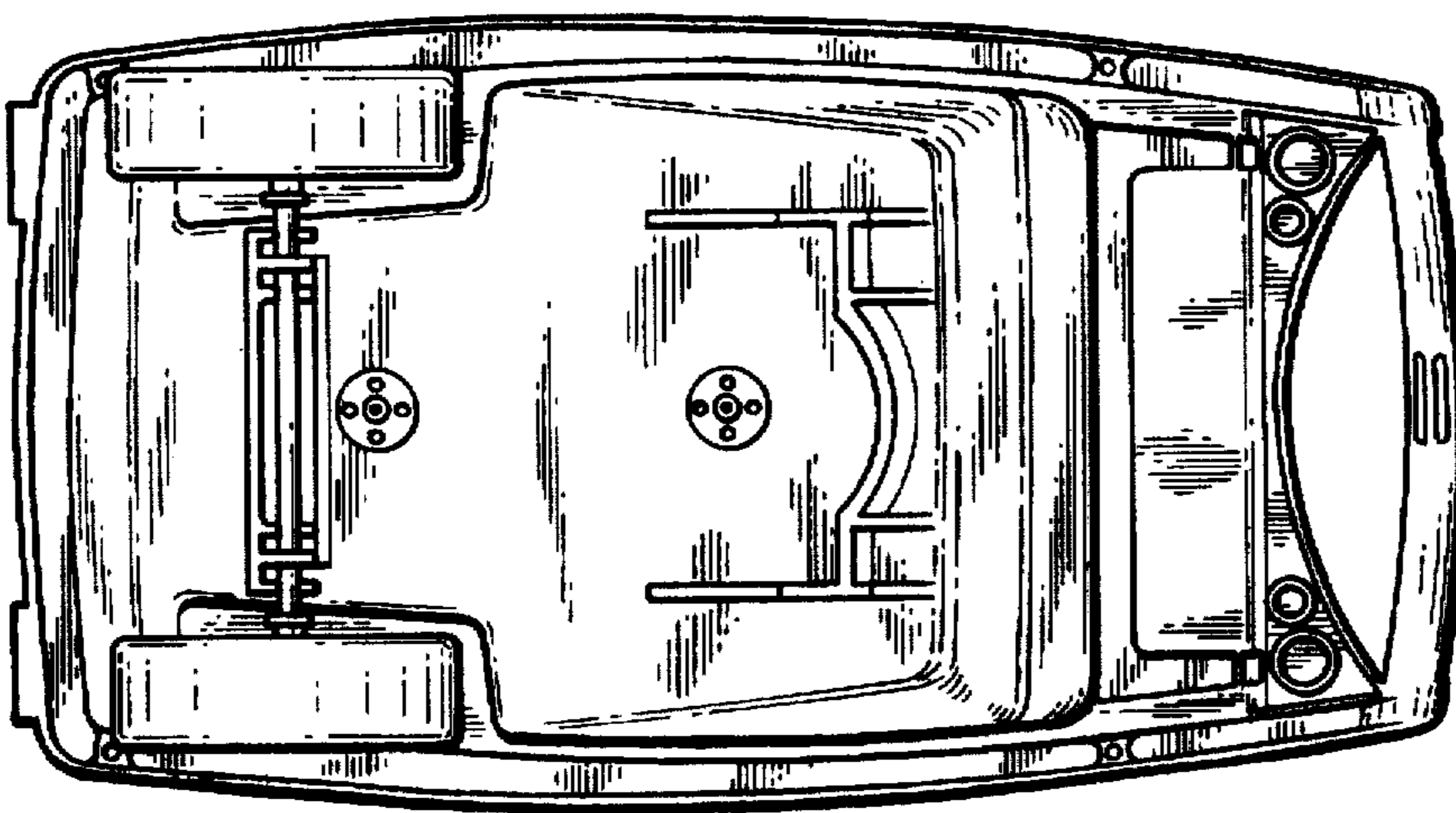


FIG. 6