

US00D389955S

**United States Patent** [19]  
**Wonderley**

[11] **Patent Number: Des. 389,955**  
[45] **Date of Patent: \*\*Jan. 27, 1998**

[54] **RAZOR HANDLE**

[75] **Inventor: Jeffrey W. Wonderley, Fort Defiance, Va.**

[73] **Assignee: American Safety Razor Company, Verona, Va.**

[\*\*] **Term: 14 Years**

[21] **Appl. No.: 50,154**

[22] **Filed: Feb. 9, 1996**

[51] **LOC (6) Cl. .... 28-03**

[52] **U.S. Cl. .... D28/48**

[58] **Field of Search .... D28/46, 48; 30/32, 30/47-51, 85, 86, 87, 89**

[56] **References Cited**

**U.S. PATENT DOCUMENTS**

- D. 304,097 10/1989 Bonori ..... D28/46
- D. 305,265 12/1989 Motta et al. .... D28/48
- D. 305,805 1/1990 Gray ..... D28/46
- D. 309,355 7/1990 Shurtleff ..... D28/48

- D. 319,893 9/1991 Pittaway ..... D28/48
- D. 325,689 4/1992 Gray ..... D28/48
- 3,786,563 1/1974 Dorion, Jr. et al. .... 30/50
- 4,739,553 4/1988 Lazarchik ..... 30/89 X

**FOREIGN PATENT DOCUMENTS**

- 27 01 271 7/1977 Germany ..... 30/50

*Primary Examiner*—Catherine Tuttle  
*Attorney, Agent, or Firm*—McDermott, Will & Emery

[57] **CLAIM**

The ornamental design for a razor handle, as shown and described.

**DESCRIPTION**

FIG. 1 is a top plan view of the razor handle; and FIG. 2 is a right side view of the razor handle, with the opposing side view being a mirror image of FIG. 2; and FIG. 3 is bottom view of the razor handle; and FIG. 4 is a rear view of the razor handle; and, FIG. 5 is a front view of the razor handle.

**1 Claim, 2 Drawing Sheets**

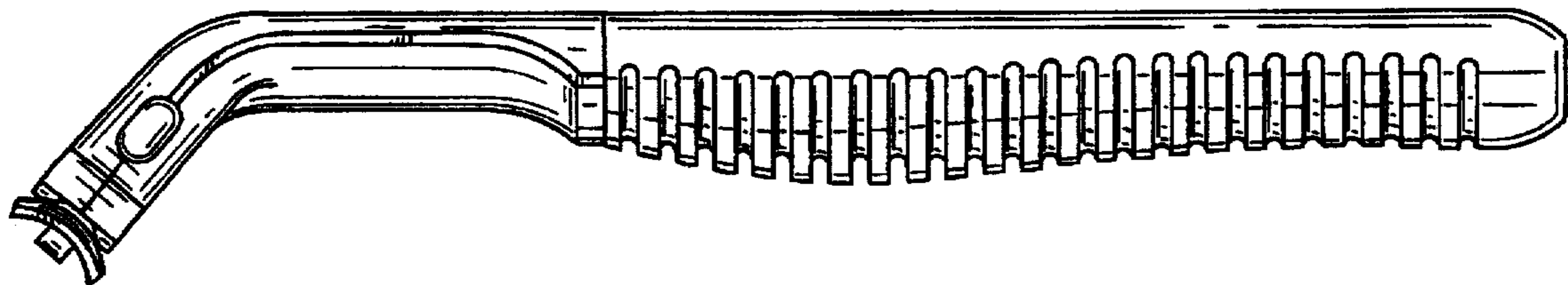


FIG. 1

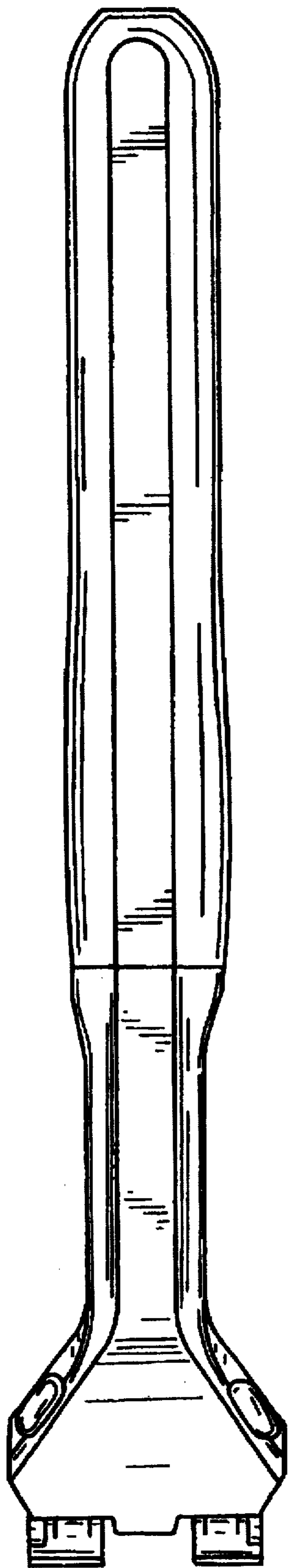


FIG. 2

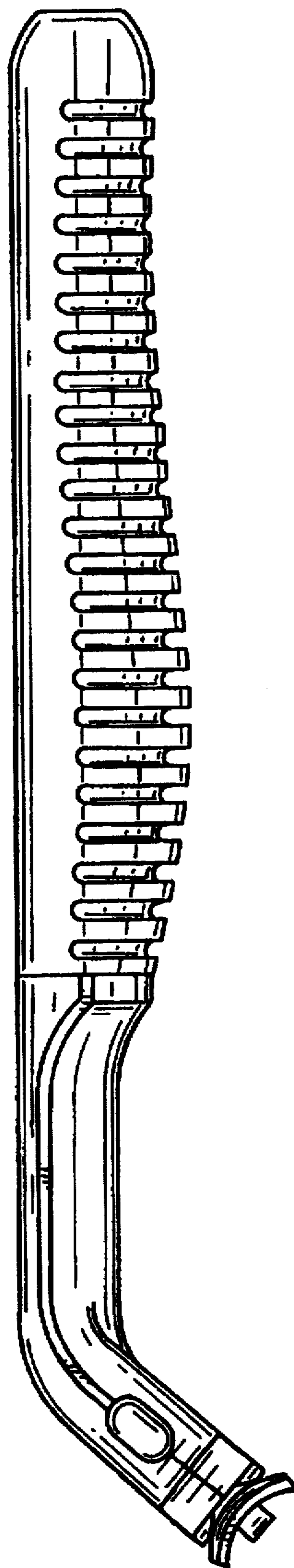


FIG. 3

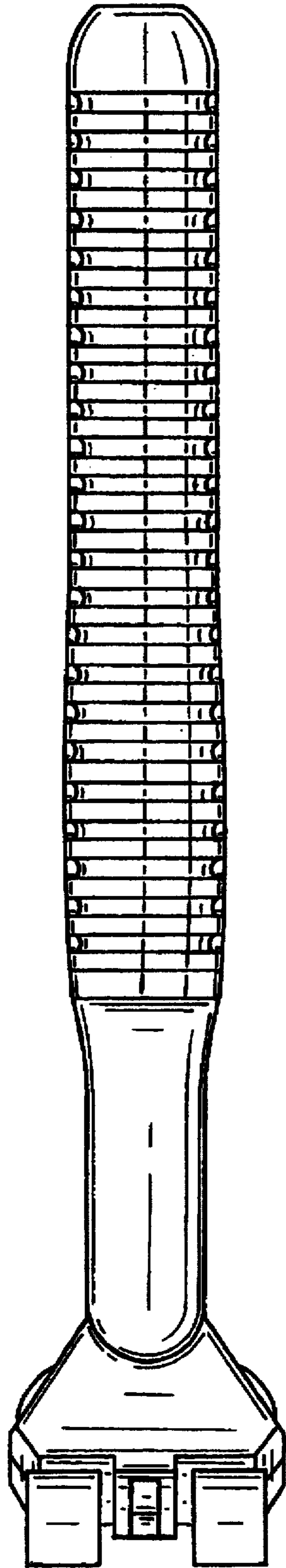


FIG. 5

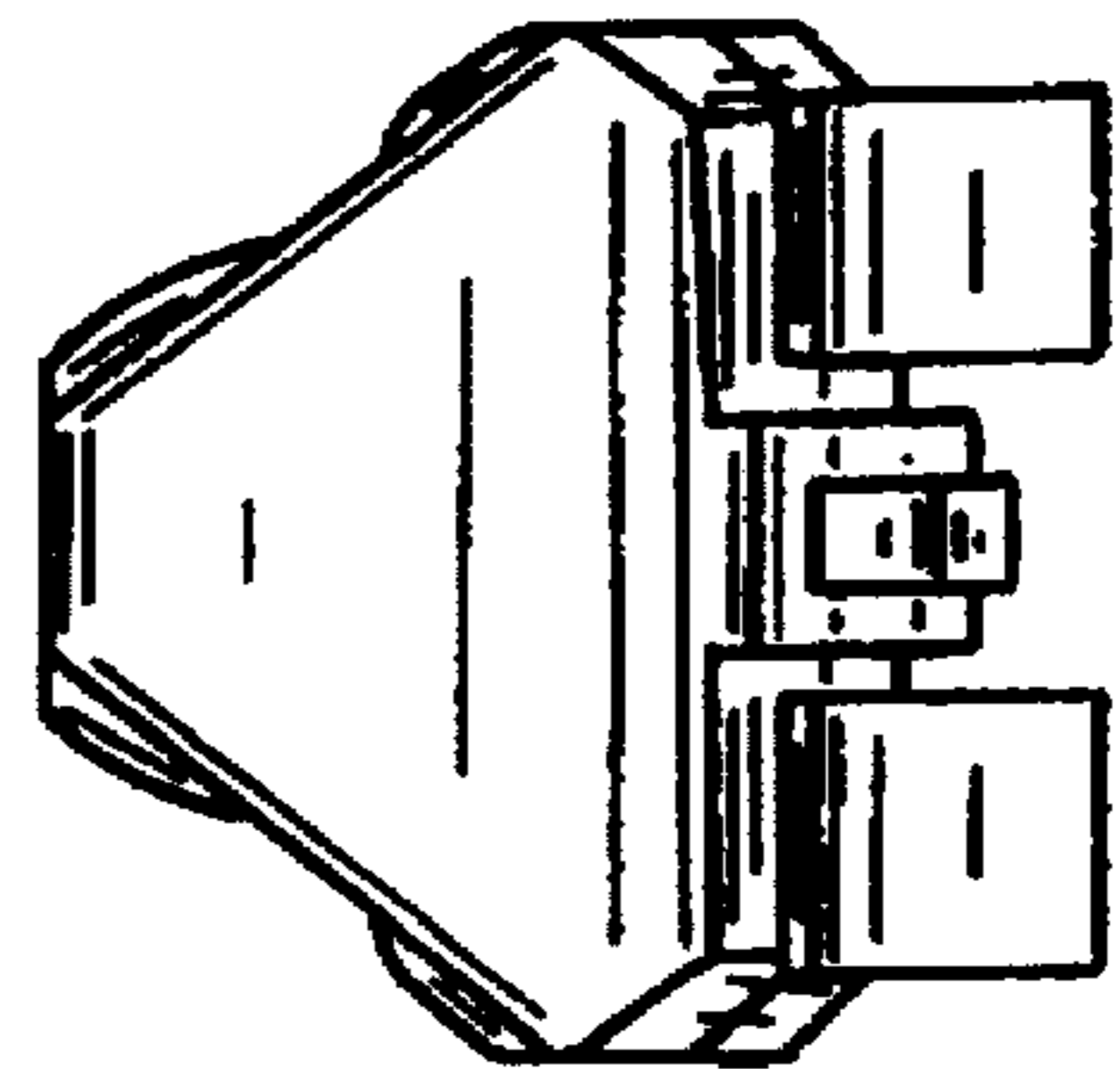


FIG. 4

