



US00D389953S

# United States Patent [19] Seifert

[11] Patent Number: **Des. 389,953**  
[45] Date of Patent: **\*\*Jan. 27, 1998**

[54] **HAIR STYLING APPLIANCE**

[75] Inventor: **Cornelia Seifert, Bad Soden, Germany**

[73] Assignee: **Braun Aktiengesellschaft, Frankfurt, Germany**

[\*\*] Term: **14 Years**

[21] Appl. No.: **63,347**

[22] Filed: **Dec. 5, 1996**

[30] **Foreign Application Priority Data**

Jun. 10, 1996 [DE] Germany ..... M96049286

[51] LOC (6) Cl. .... **28-03**

[52] U.S. Cl. .... **D28/35**

[58] Field of Search ..... D28/10, 13, 15,  
D28/35, 18; 132/223-230, 212, 118, 119.1,  
232, 263, 268, 269, 271; 219/222, 225

[56] **References Cited**

**U.S. PATENT DOCUMENTS**

D. 239,663	4/1976	Long et al. ....	D28/35 X
D. 240,089	5/1976	Rawson .....	D28/35 X
D. 240,466	7/1976	Rinaldi .....	D28/35
D. 254,812	4/1980	MacGregor .....	D28/35
3,660,634	5/1972	Scott .....	132/118 X
4,024,375	5/1977	Olesen et al. ....	132/232 X
4,126,143	11/1978	Schroeder .....	132/118
4,210,163	7/1980	Savage et al. ....	132/226
4,656,684	4/1987	Jewett .....	132/212 X

**FOREIGN PATENT DOCUMENTS**

DM/029 244 5/1993 WIPO ..... 28/3

**OTHER PUBLICATIONS**

Retailing Home Furnishings Jan. 1, 1979, p. 15: Gillette Mini-Curling Iron.

Hong Kong Enterprise Aug. 1989, p. 309: item DE 8208: 2-1n-1 Hair Curler/Brush.

*Primary Examiner*—Ted Shooman

*Assistant Examiner*—C. Tuttle

*Attorney, Agent, or Firm*—Edward S. Podszus

[57] **CLAIM**

The ornamental design for a hair styling appliance, as shown and described.

**DESCRIPTION**

FIG. 1 is a front view of a hair styling appliance from above, showing my design;

FIG. 2 is a right view of the appliance of FIG. 1;

FIG. 3 is a rear view of the appliance of FIG. 1;

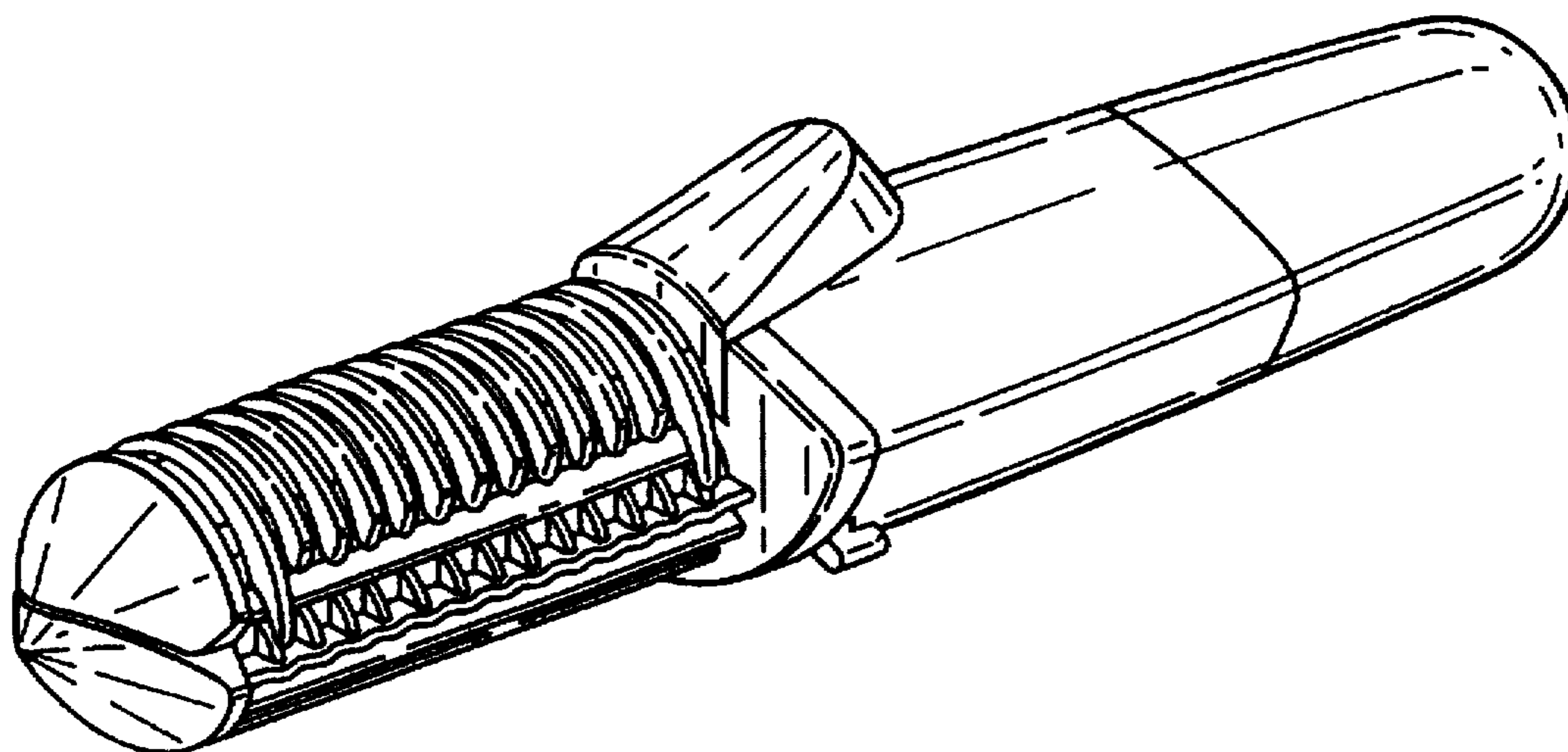
FIG. 4 is a left-side view of the appliance of FIG. 1;

FIG. 5 is a top p/9n view of the appliance of FIG. 1;

FIG. 6 is a bottom plan view of the appliance of FIG. 1; and,

FIG. 7 is a perspective left-side front view of the appliance of FIG. 1.

**1 Claim, 3 Drawing Sheets**



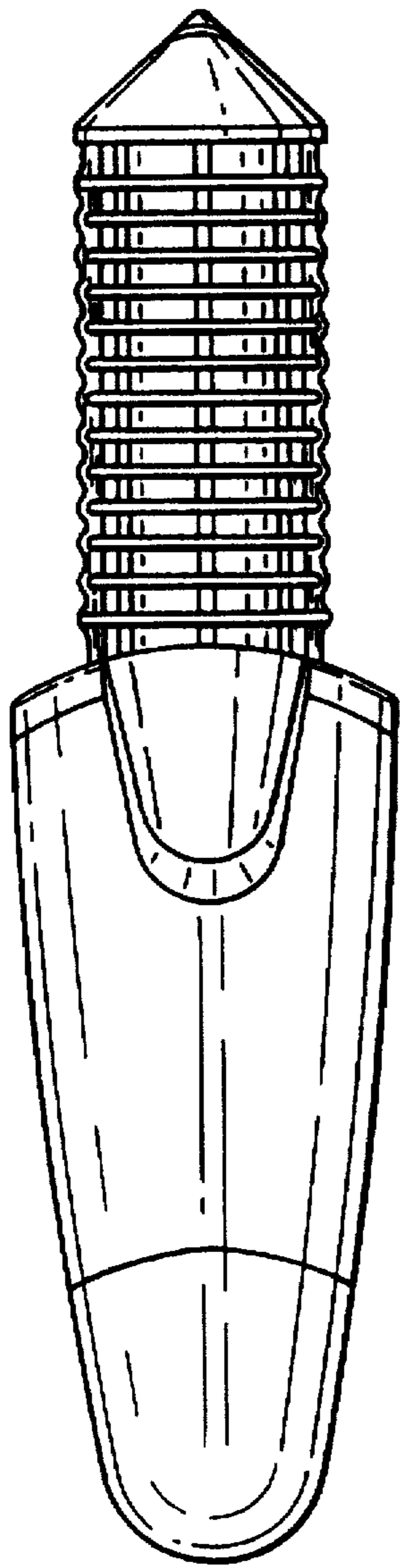


Fig. 1




Fig. 2

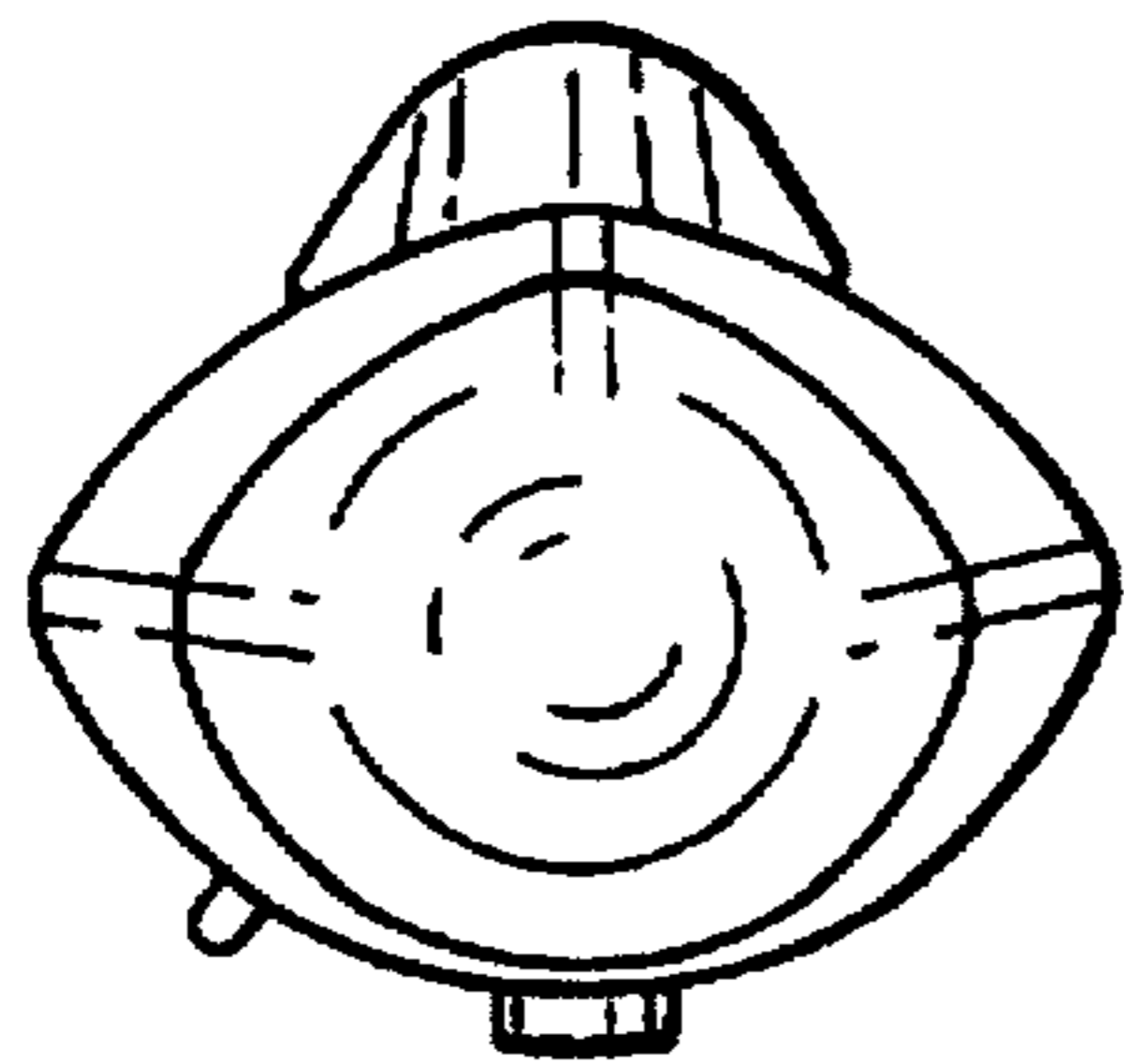


Fig. 6

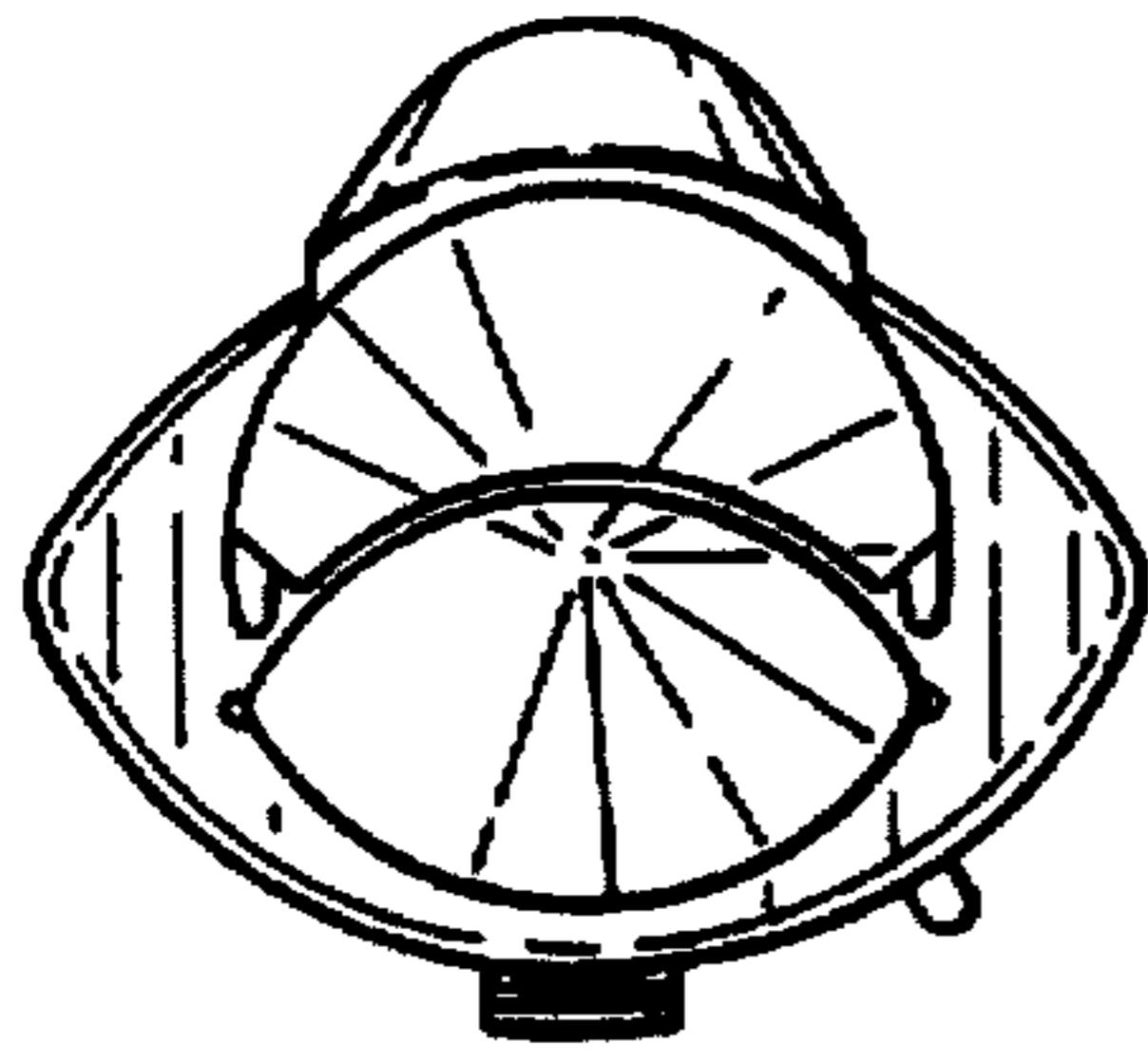


Fig. 5

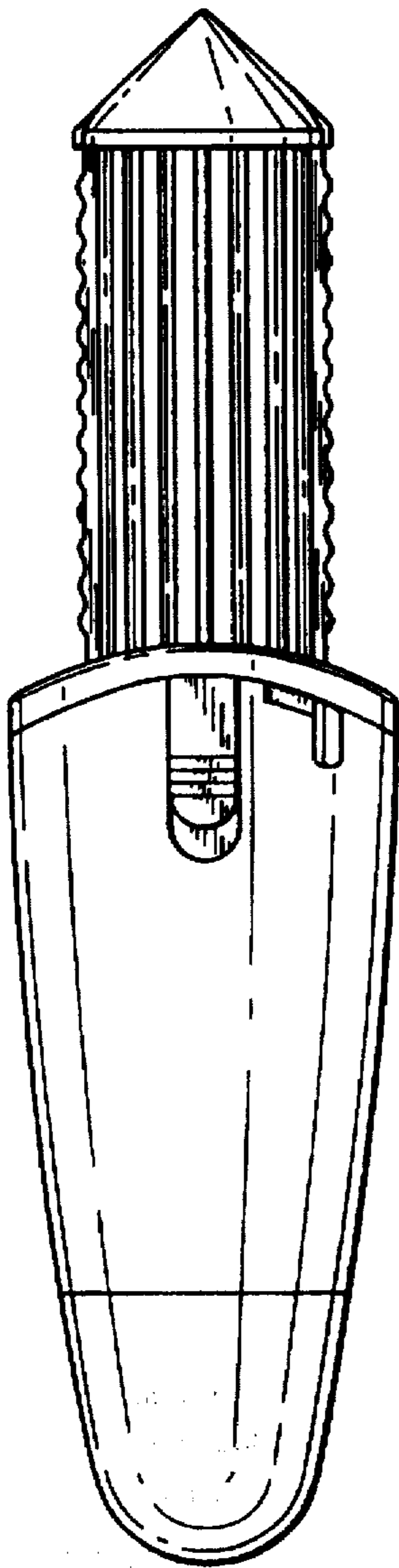


Fig. 3




Fig. 4

Fig. 7

