



US00D389949S

United States Patent [19]
Walker

[11] **Patent Number:** **Des. 389,949**
[45] **Date of Patent:** ****Jan. 27, 1998**

[54] **HIGH BAY LIGHTING REFLECTOR**

[76] **Inventor:** **William H. Walker**, 21985 Bahamas,
Mission Viejo, Calif. 92692

[**] **Term:** **14 Years**

[21] **Appl. No.:** **53,552**

[22] **Filed:** **Apr. 24, 1996**

[51] **LOC (6) Cl.** **26-05**

[52] **U.S. Cl.** **D26/118; D26/131**

[58] **Field of Search** **D26/72, 81, 84,**
D26/85, 83, 82, 88, 118, 128, 130, 131,
132, 134, 135, 136; 362/147, 404, 405,
341, 342, 345, 347, 348, 350

[56] **References Cited**

U.S. PATENT DOCUMENTS

1,286,535 11/1918 Cochran .
1,695,061 12/1928 Robinson et al. 362/348
1,705,300 3/1929 Maxson 362/350 X

4,173,037 10/1979 Henderson, Jr. et al. 362/287
4,231,080 10/1980 Compton 362/298
5,178,452 1/1993 Scholz 362/319
5,251,116 10/1993 Wijbenga et al. 362/308

FOREIGN PATENT DOCUMENTS

3246547 6/1984 Germany 362/341

Primary Examiner—Susan J. Lucas

Attorney, Agent, or Firm—Stetina Brunda Garred &
Brucker

[57] **CLAIM**

The ornamental design for a high bay lighting reflector, as shown and described.

DESCRIPTION

FIG. 1 is a top plan view of the high bay lighting reflector of the present invention showing my new design; FIG. 2 is a side elevational view thereof; and, FIG. 3 is a bottom plan view thereof.

1 Claim, 1 Drawing Sheet


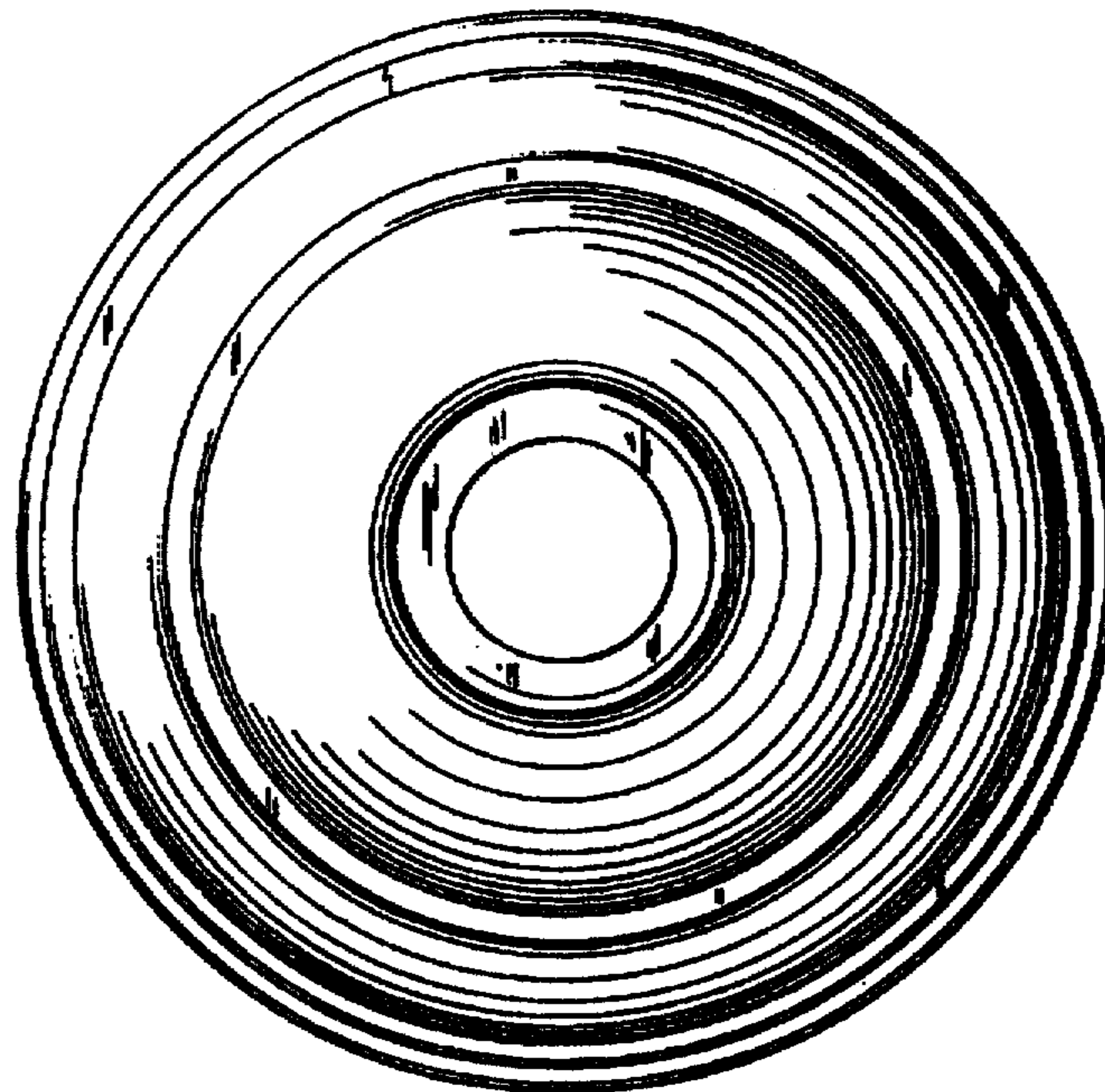


Fig. 1

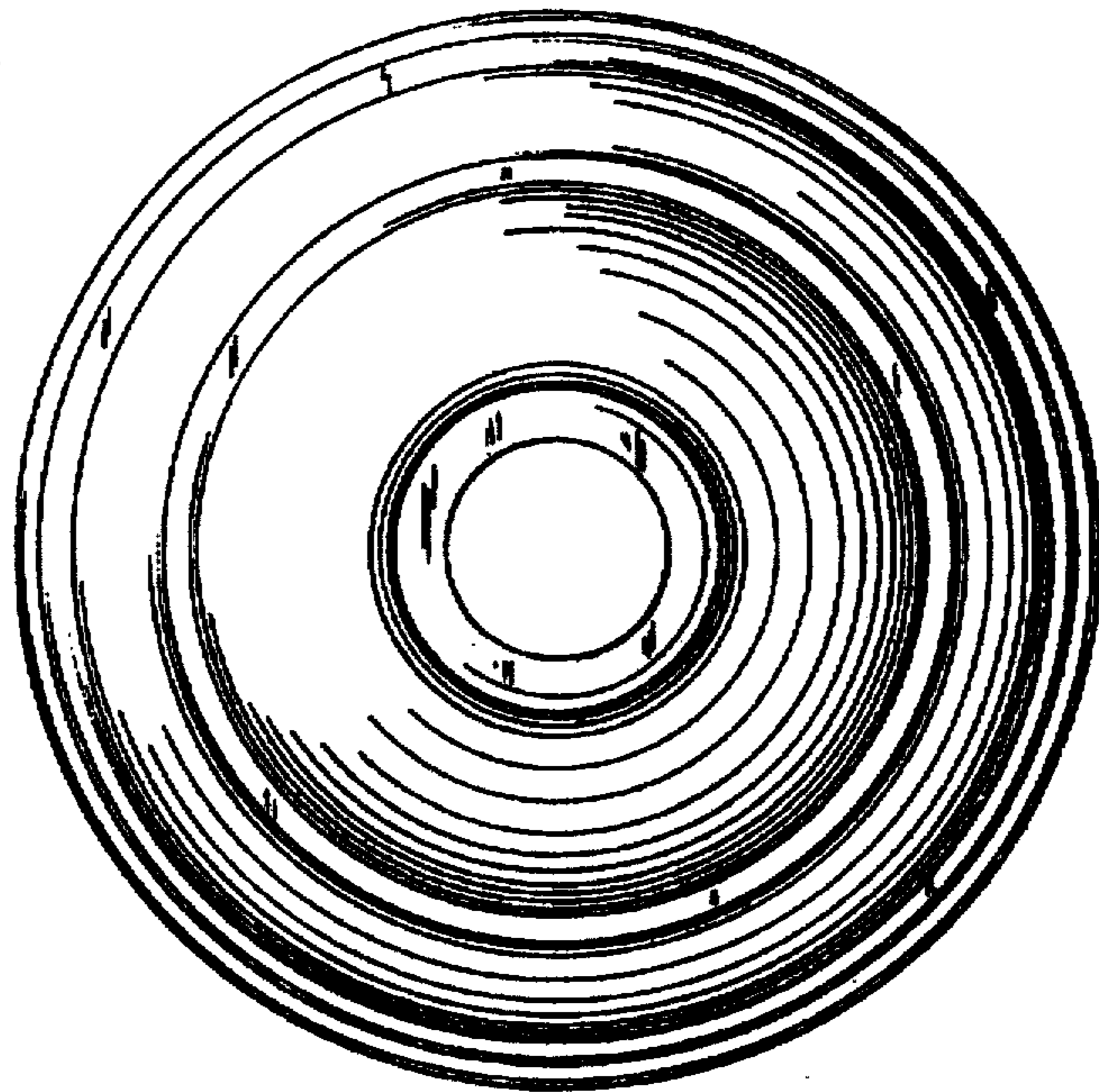


Fig. 2




Fig. 3

