



US00D389947S

# United States Patent [19] Hutton

[11] **Patent Number: Des. 389,947**  
[45] **Date of Patent: \*\*Jan. 27, 1998**

[54] **LAMP BODY**

[75] Inventor: **John Hutton**, New York, N.Y.  
[73] Assignee: **Donghia Furniture Co., Ltd.**, New York, N.Y.  
[\*\*] Term: **14 Years**

[21] Appl. No.: **66,856**  
[22] Filed: **Mar. 13, 1997**

[51] **LOC (6) Cl.** ..... **26-05**  
[52] **U.S. Cl.** ..... **D26/110; D6/495; D26/9; D26/20; D26/153**  
[58] **Field of Search** ..... **D26/93, 102-112, D26/153, 9, 20, 22; 362/410-414; D6/495; D25/126**

[56] **References Cited**

**U.S. PATENT DOCUMENTS**

D. 175,208 7/1955 Borowitz ..... D26/110

**FOREIGN PATENT DOCUMENTS**

238836 8/1925 United Kingdom ..... 362/410

**OTHER PUBLICATIONS**

Lamp Journal, p. 38, table lamp, bottom, left, Jun. 1970.  
Phil-Mar lighting catalog, p. 13, table lamp #987, 959.  
Phil-Mar lighting catalog, p. 14, table lamp #827, 1960.

*Primary Examiner*—Susan J. Lucas  
*Attorney, Agent, or Firm*—Heslin & Rothenberg, P.C.

[57] **CLAIM**

The ornamental design for the lamp body, as shown and described.

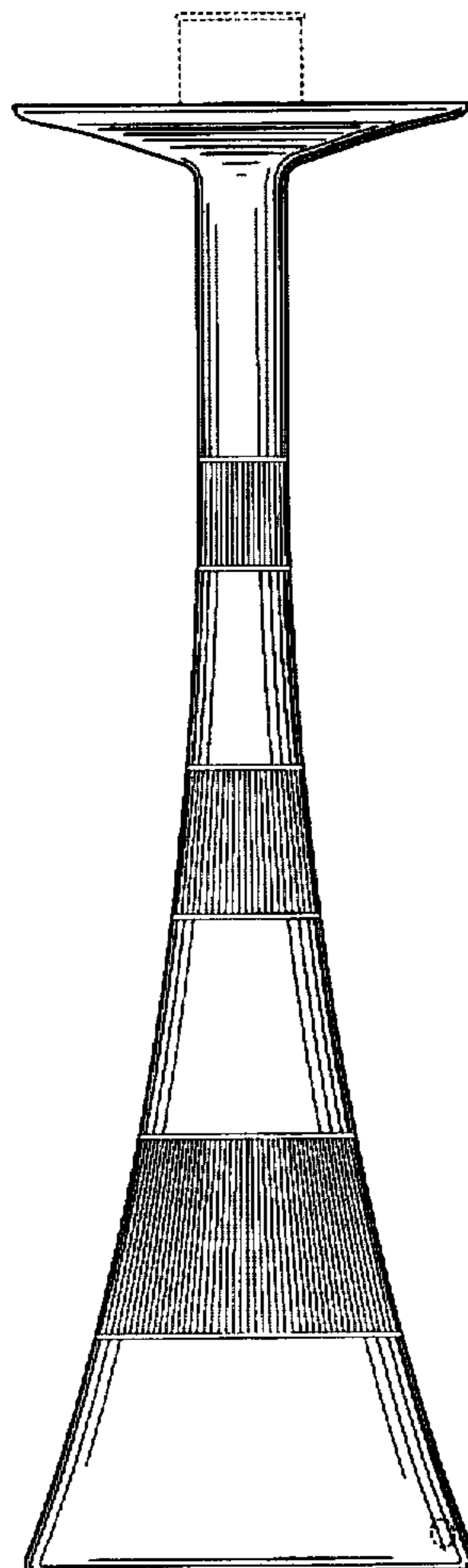
**DESCRIPTION**

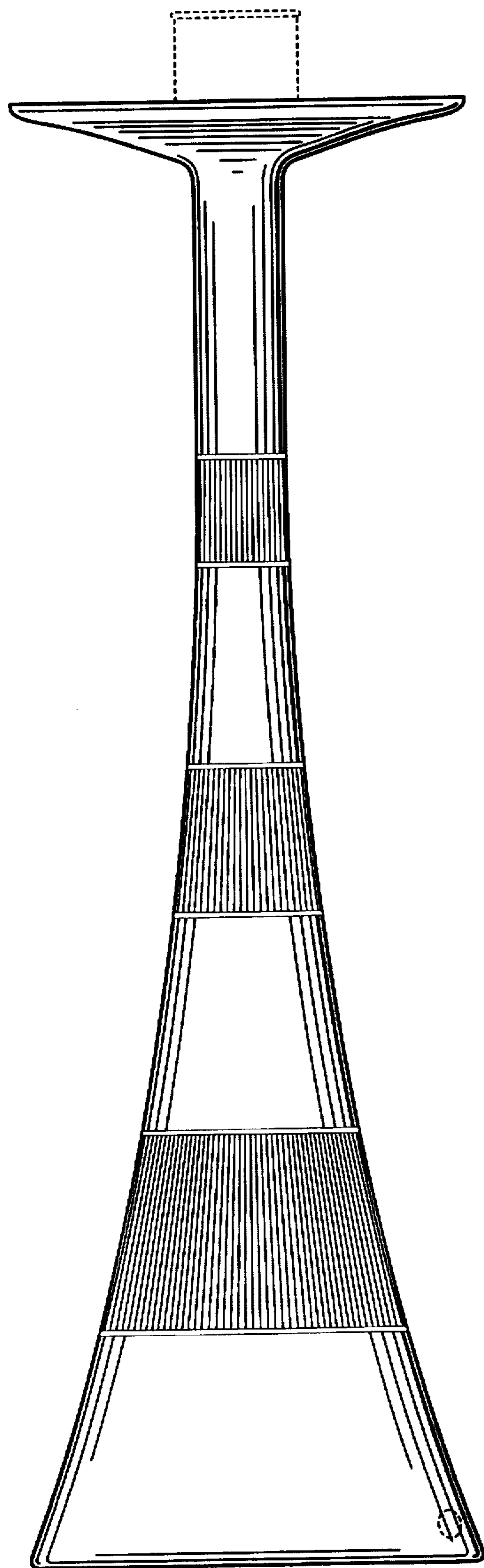
FIG. 1 is an elevational view of the lamp body comprising my new design, the lamp being symmetric about its vertical axis;

FIG. 2 is a top plan view thereof; and,  
FIG. 3 is a bottom plan view thereof.

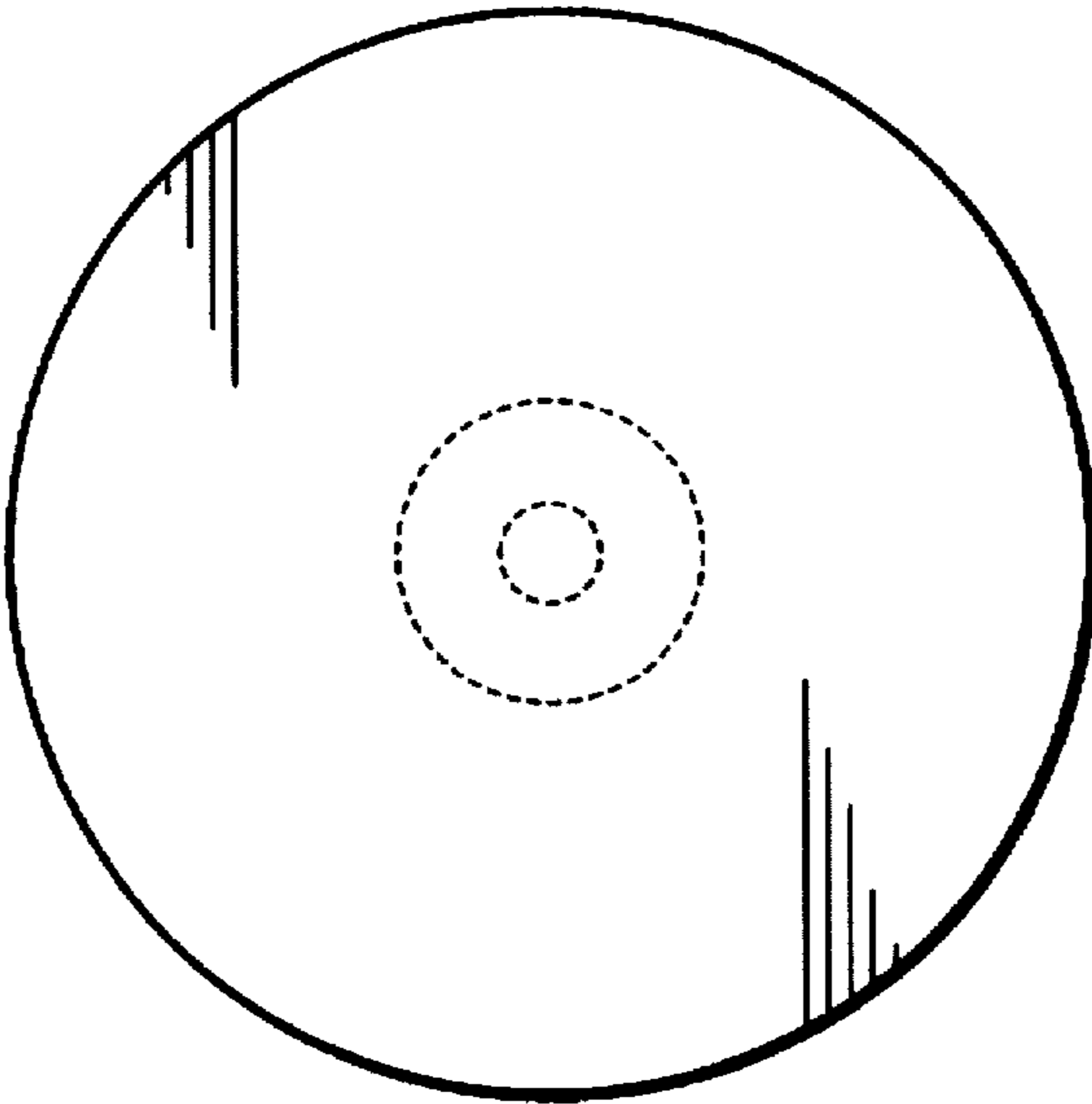
The broken lines are shown for environmental purposes only and form no part of the claimed design.

**1 Claim, 2 Drawing Sheets**

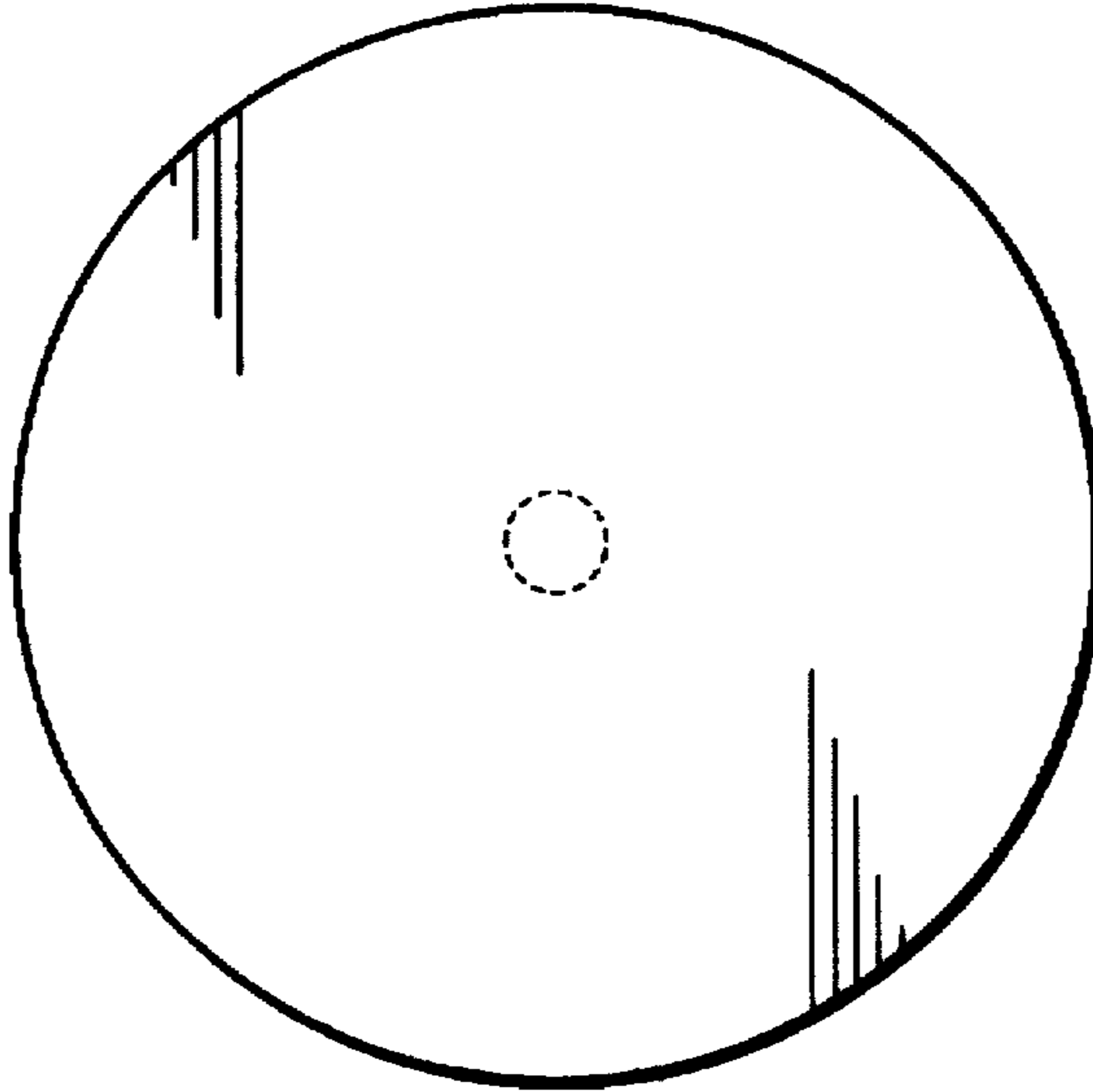




**FIG. 1**



**FIG. 2**



**FIG. 3**