

US00D389934S

**United States Patent** [19]  
**Yeh**

[11] **Patent Number:** **Des. 389,934**

[45] **Date of Patent:** **\*\*Jan. 27, 1998**

[54] **MULTIPURPOSE TREE LAMP**

[76] **Inventor:** **John Yeh**, 660 S. Aberdeen, Anaheim Hills, Calif. 90266

[\*\*] **Term:** **14 Years**

[21] **Appl. No.:** **66,436**

[22] **Filed:** **Feb. 10, 1997**

[51] **LOC (6) Cl.** ..... **26-05**

[52] **U.S. Cl.** ..... **D26/65; D26/106**

[58] **Field of Search** ..... **D26/60, 63, 65, D26/93, 102-112; 362/410-414, 269, 275, 277, 287, 418, 419, 427**

[56] **References Cited**

**U.S. PATENT DOCUMENTS**

- D. 347,904 6/1994 Swanson ..... D26/102 X
- D. 370,546 6/1996 Huang ..... D26/93

**OTHER PUBLICATIONS**

Home Lighting and Accessories, p. 72, Grammercy Combo light, top, right, Feb. 1995.

*Primary Examiner*—Susan J. Lucas

*Attorney, Agent, or Firm*—Francis X. LoJacono; Peter Jon Gluck

[57] **CLAIM**

The ornamental design for an multipurpose tree lamp, as shown and described.

**DESCRIPTION**

FIG. 1 is a front elevational view of a multipurpose tree lamp, showing my new design thereof; FIG. 2 is a left side elevational view thereof; FIG. 3 is a right side elevational view thereof; FIG. 4 is a rear elevational view thereof; FIG. 5 is a top plan view thereof; and, FIG. 6 is a bottom plan view thereof.

**1 Claim, 1 Drawing Sheet**

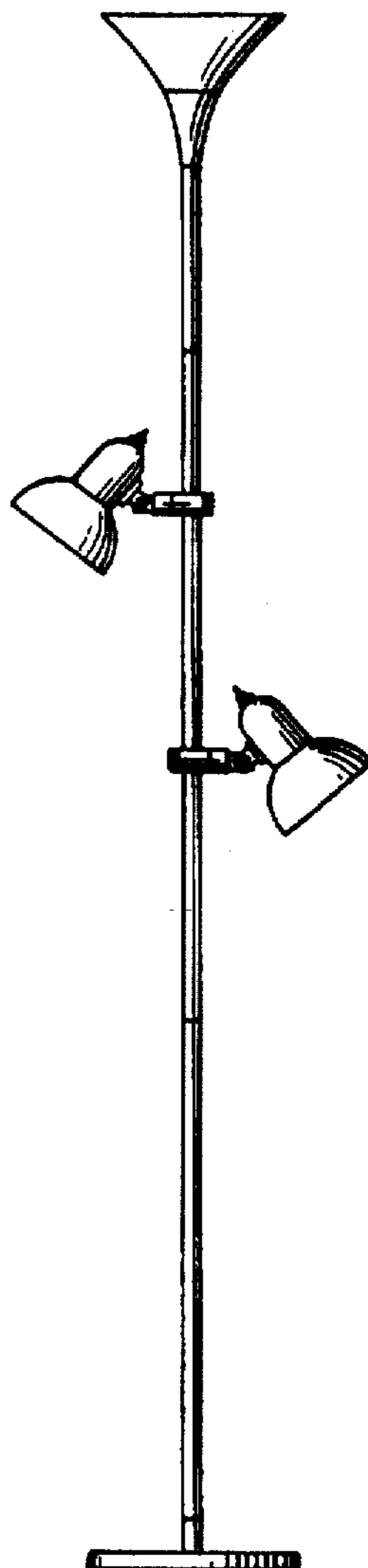


FIG. 1

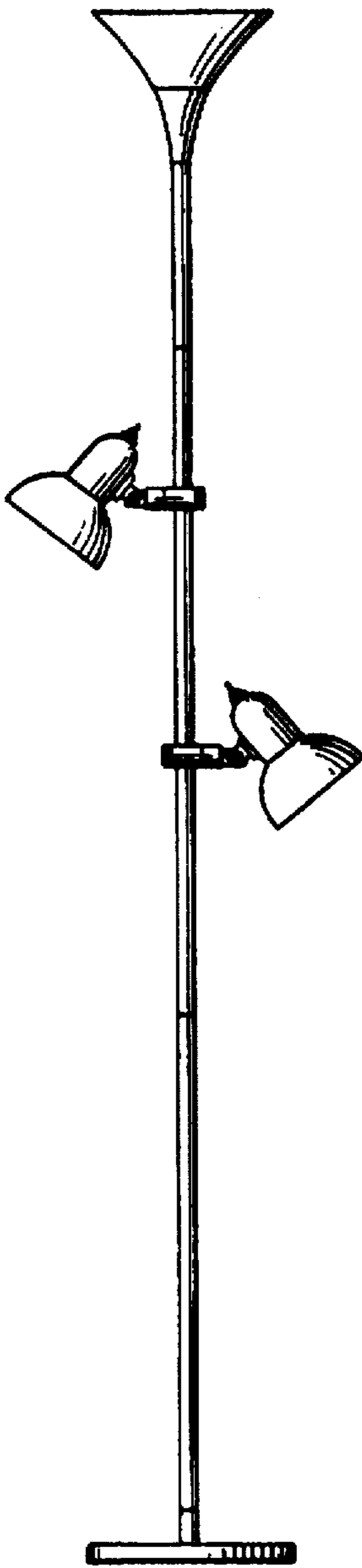


FIG. 2

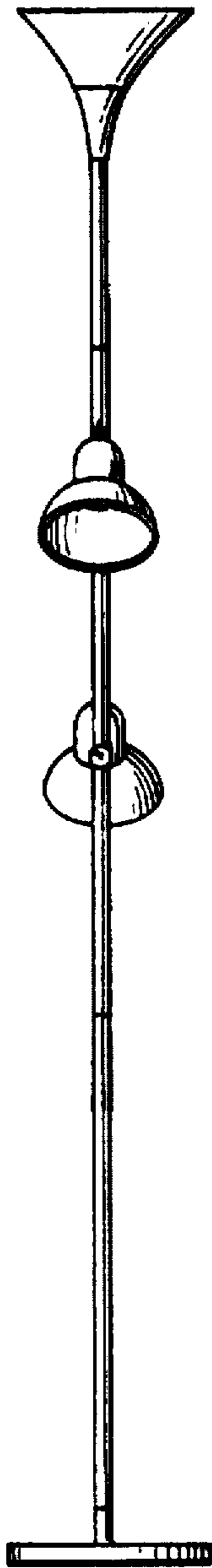


FIG. 3

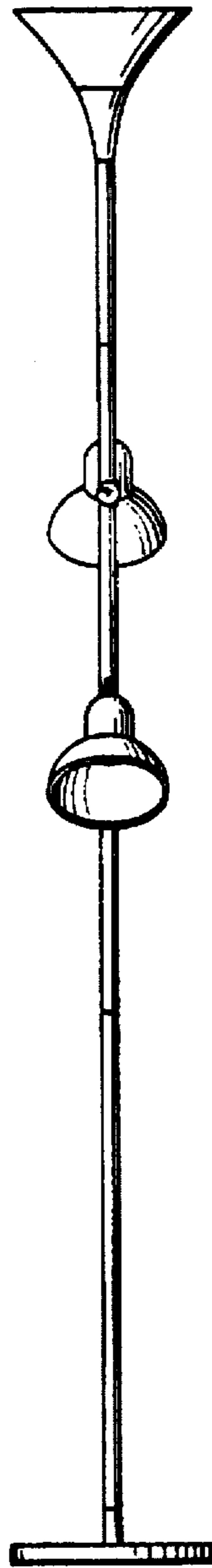


FIG. 4

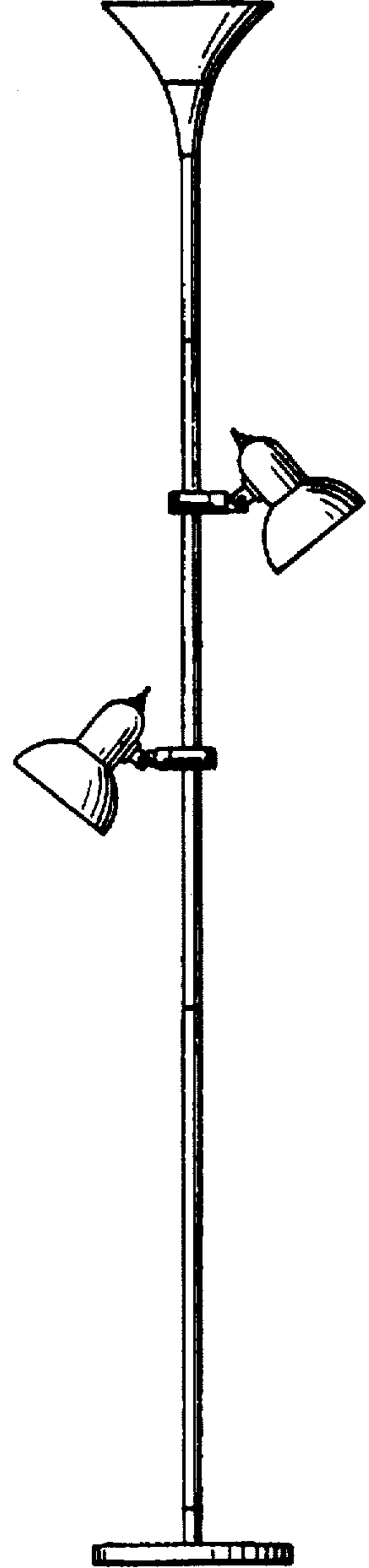


FIG. 5

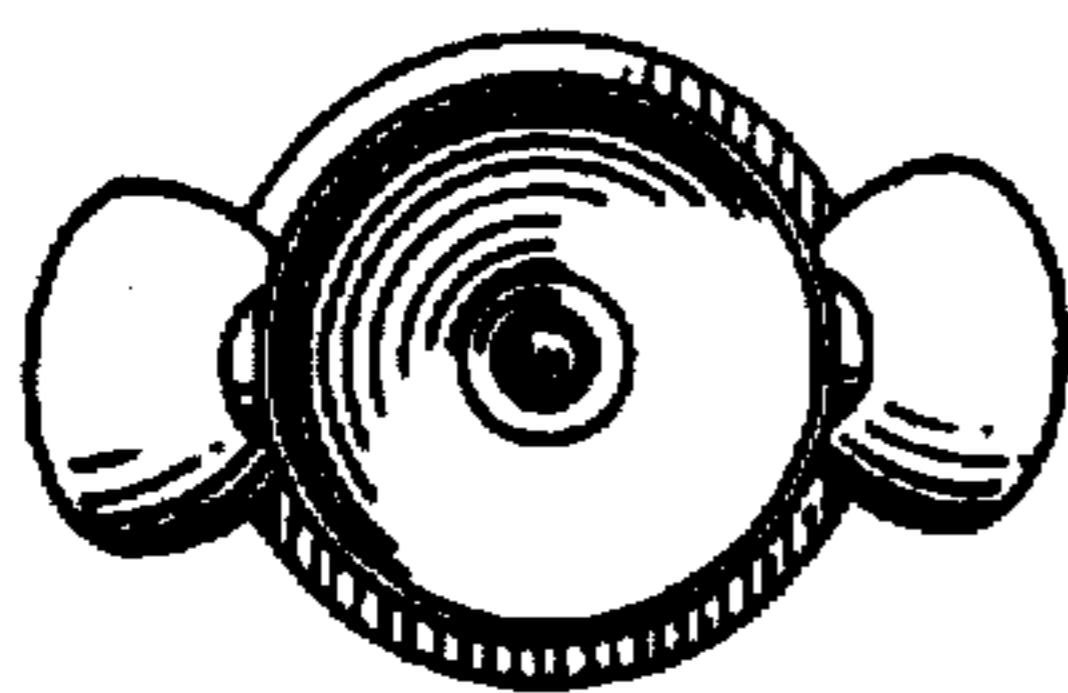


FIG. 6

