



US00D389926S

# United States Patent [19]

Barth et al.

[11] Patent Number: Des. 389,926

[45] Date of Patent: \*\*Jan. 27, 1998

[54] PAVING ELEMENT

[76] Inventors: **Gunter Barth**, Butzengrabenweg 16,  
77830 Buhlertal; **Michael Schmitz**, IM  
Eichert 7, 77815 Buhl, both of Germany

[\*\*] Term: 14 Years

[21] Appl. No.: 36,440

[22] Filed: Mar. 20, 1995

### [30] Foreign Application Priority Data

Sep. 19, 1994 [XH] Hague Agreement ..... DM/030723  
Nov. 29, 1994 [XH] Hague Agreement ..... DM/031407

[51] LOC (6) Cl. .... 25-01

[52] U.S. Cl. .... D25/113

[58] Field of Search ..... D25/113-118;  
D21/108; 52/608, 606, 102; 404/34, 37,  
38, 39, 41, 42; 446/110, 117

### [56] References Cited

#### U.S. PATENT DOCUMENTS

D. 262,742 1/1982 Vesterholt ..... D25/113  
D. 317,208 5/1991 Scheiwiller ..... D25/113  
D. 365,643 12/1995 Wilhelm ..... D25/113  
400,997 4/1889 Berrie ..... 404/42

1,699,660 1/1929 Forrest ..... 404/42  
2,132,757 10/1938 Paulson ..... D21/108  
5,046,887 9/1991 Fontana et al. .... 404/34  
5,496,129 3/1996 Dube ..... 404/34

### OTHER PUBLICATIONS

Sweets Homebuilding & Remodeling Catalog 1994 p. A137,  
Paving at bottom of page.

Primary Examiner—Raphael Barkai

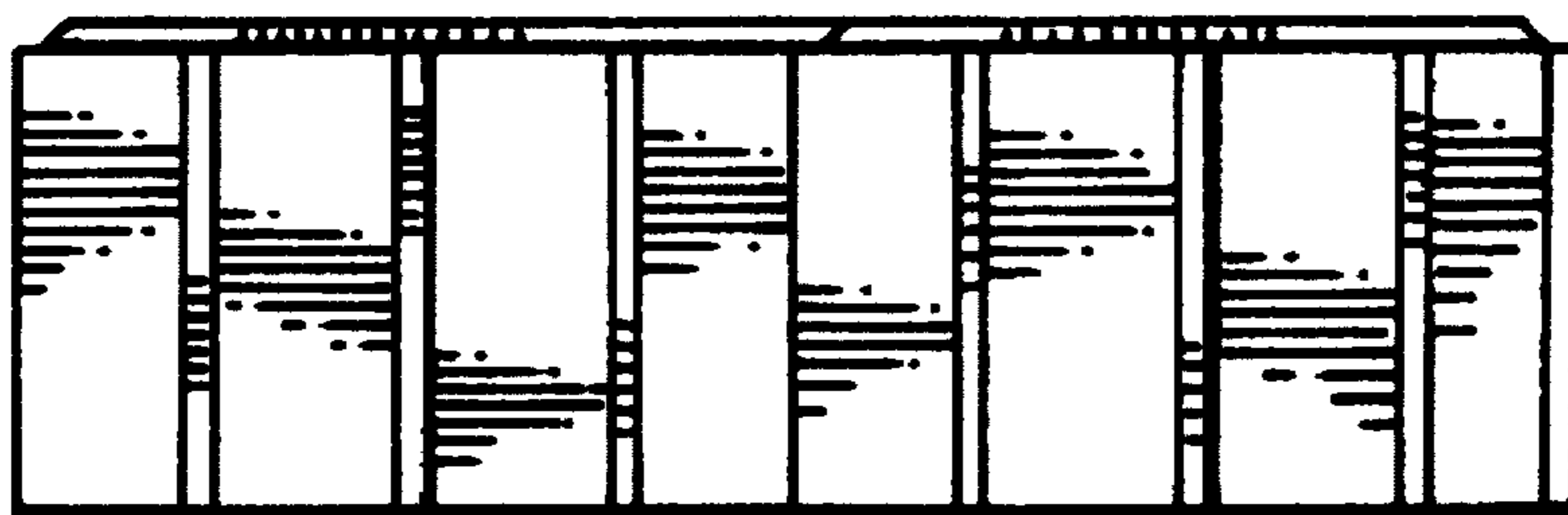
### [57] CLAIM

The ornamental design for a paving element, as shown and  
described.

### DESCRIPTION

FIG. 1 is a top plan view of a paving element showing our  
new design;  
FIG. 2 is a left side elevational view thereof;  
FIG. 3 is a perspective view thereof;  
FIG. 4 is a rear elevational view thereof;  
FIG. 5 is a right side elevational view thereof;  
FIG. 6 is a front elevational view thereof; and  
FIG. 7 is a top plan view of a modified embodiment of the  
design shown in FIGS. 1-6.

1 Claim, 2 Drawing Sheets






FIG. 1.

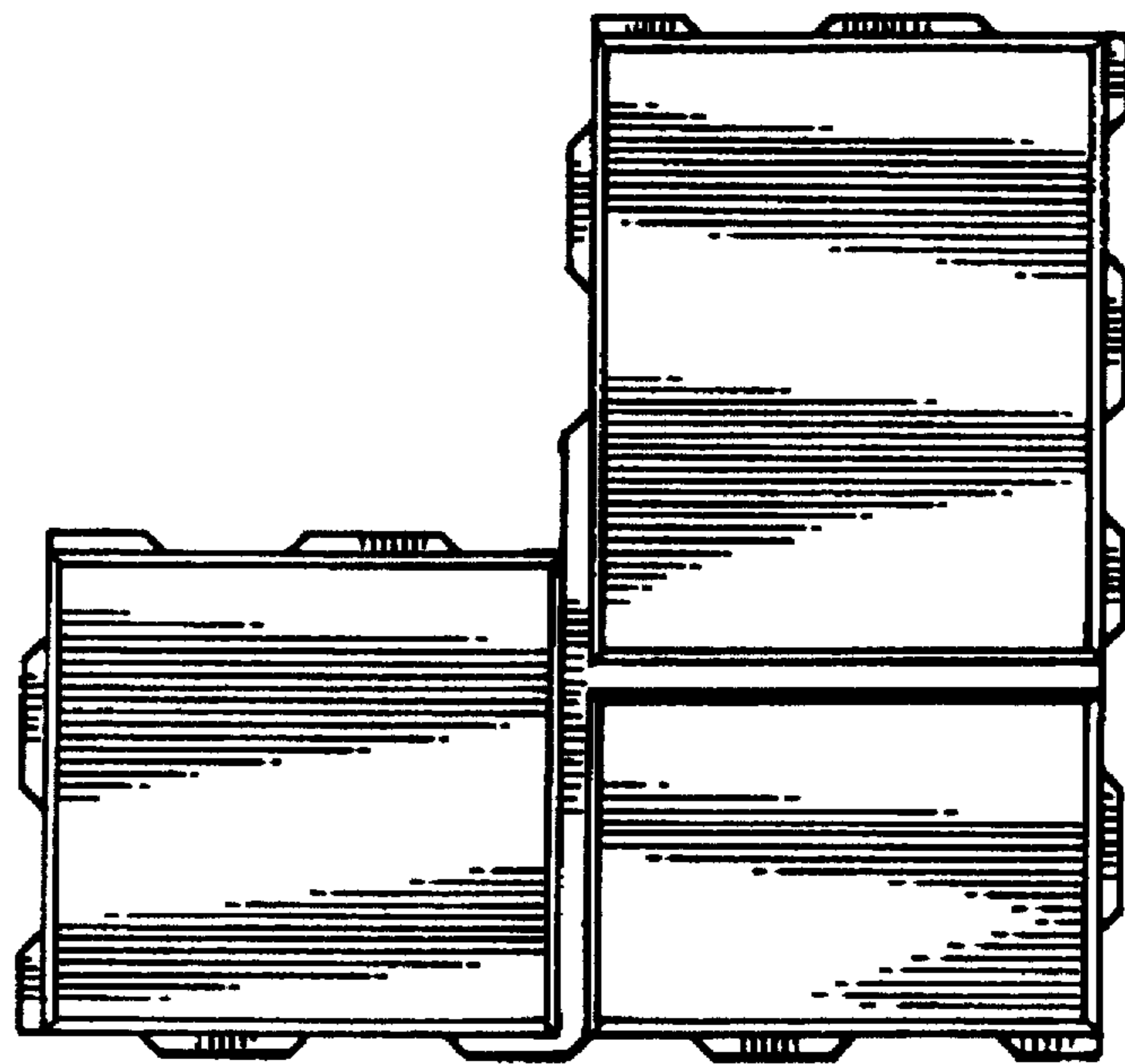


FIG. 2.

FIG. 3.

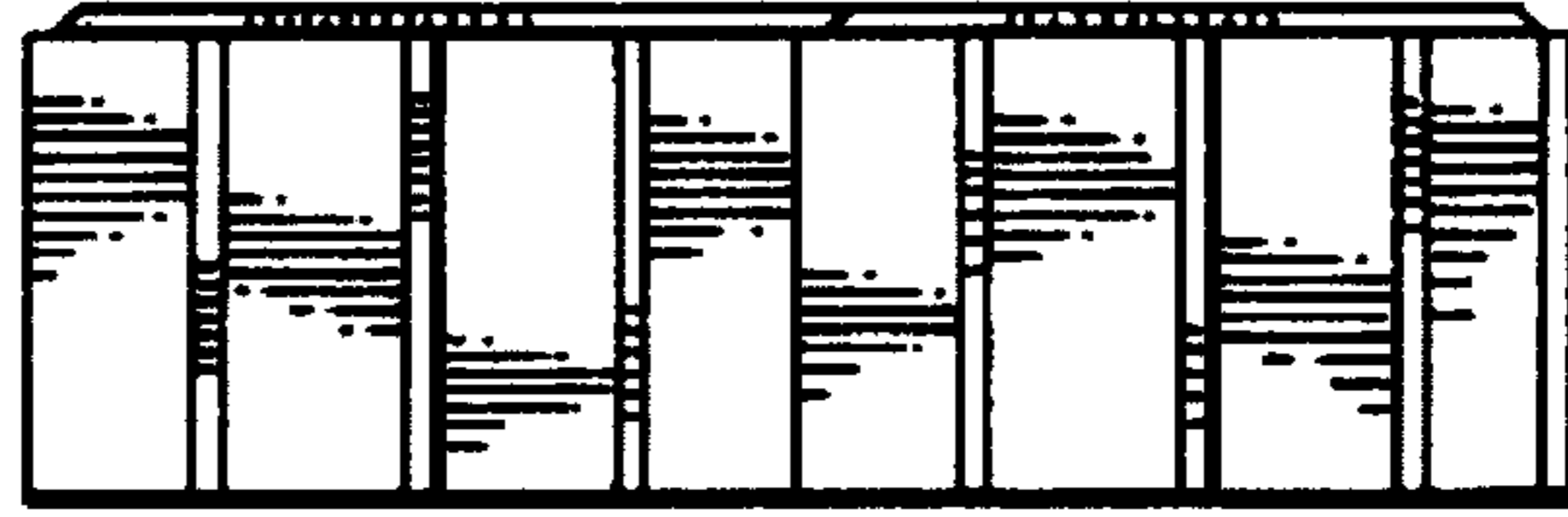


FIG. 4.

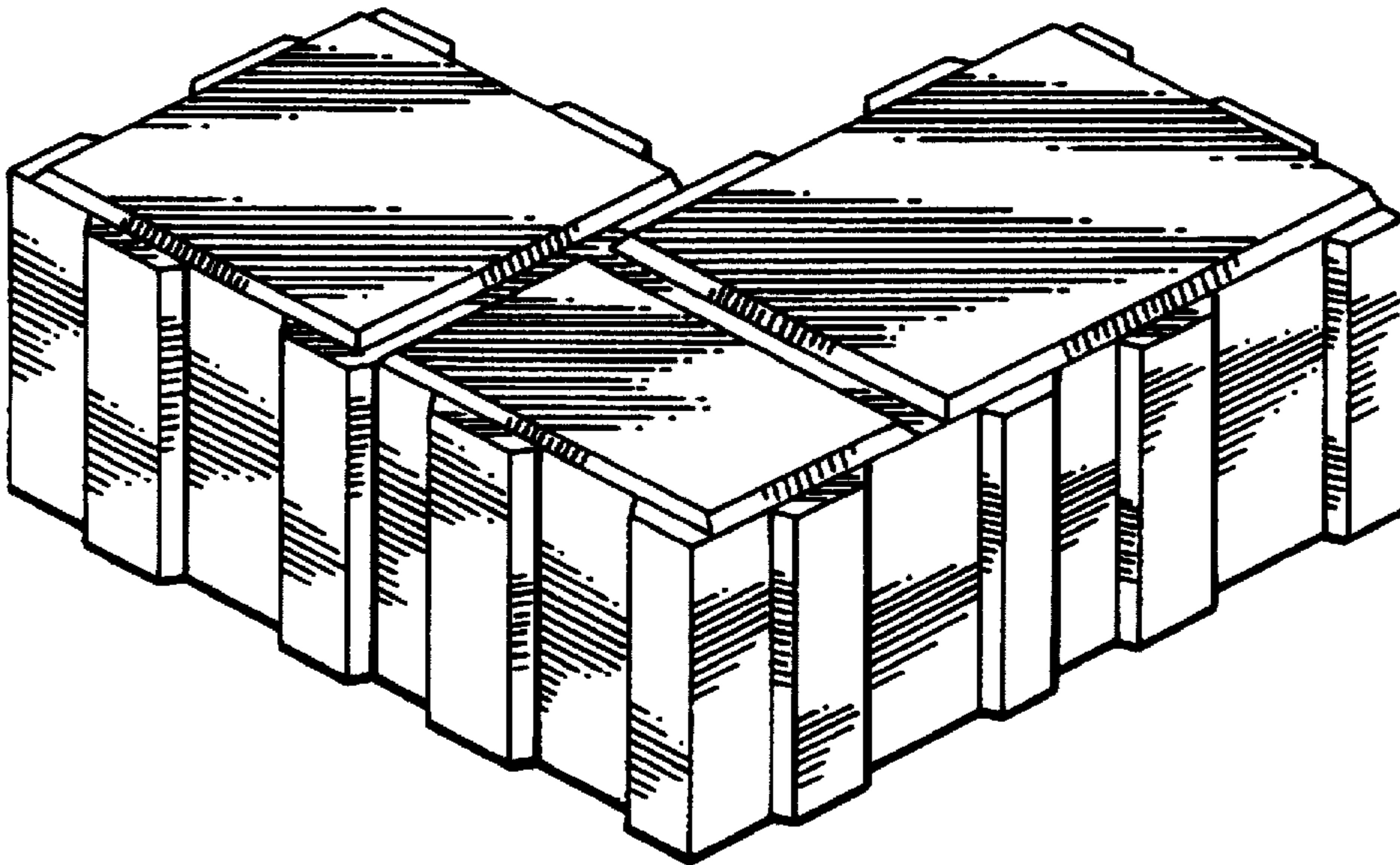


FIG. 5.

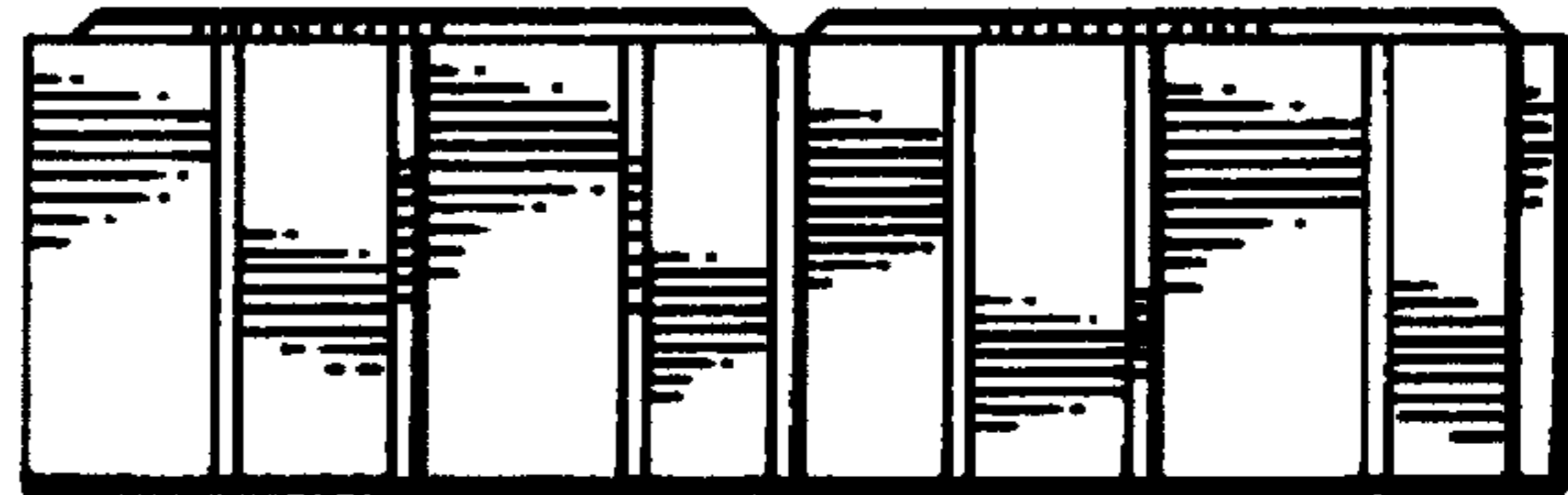


FIG. 6.

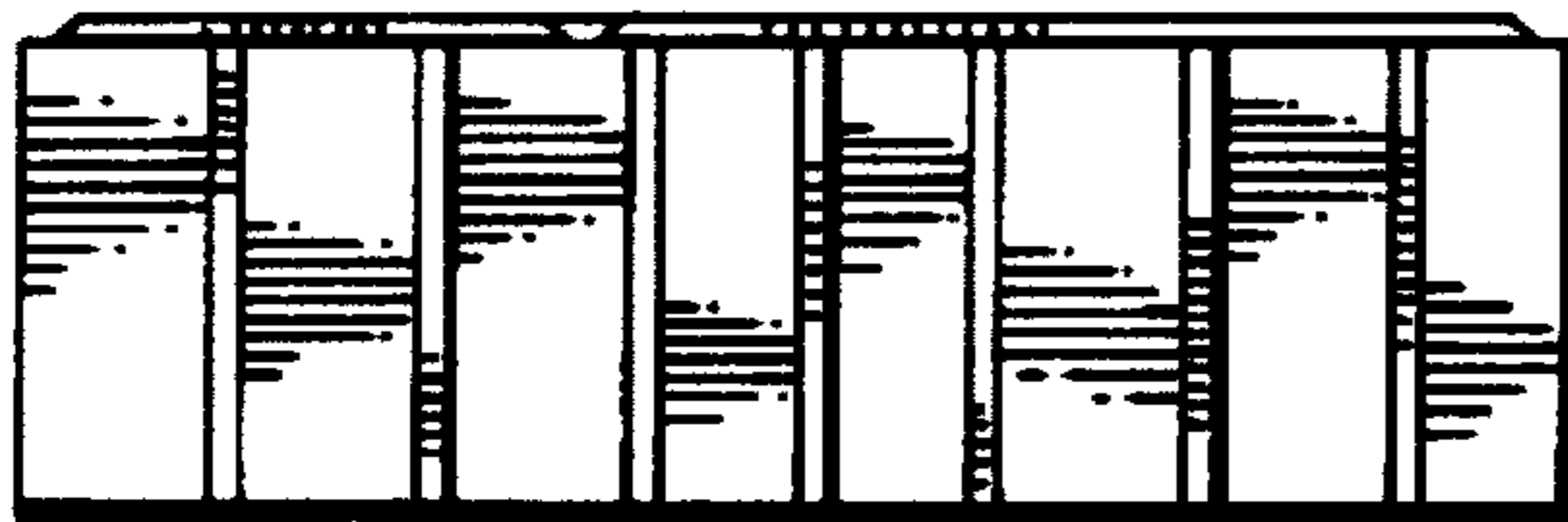


FIG. 7.

