



US00D389905S

United States Patent [19]
Montague, III et al.

[11] **Patent Number:** **Des. 389,905**
[45] **Date of Patent:** ****Jan. 27, 1998**

[54] **WATER HEATER**

1,390,719 9/1921 Lozano 219/436
3,778,594 12/1973 Wightman 219/436
4,728,778 3/1988 Choi et al. 219/438

[75] **Inventors:** **Edgar B. Montague, III**, Charlotte;
Robin E. Smith, Mooresville;
Christopher F. Yonge, Charlotte, all of
N.C.

Primary Examiner—Lisa Lichtenstein
Attorney, Agent, or Firm—Michael Best & Friedrich LLP

[73] **Assignee:** **AOS Holding Company**, Wilmington,
Del.

[57] **CLAIM**

[**] **Term:** **14 Years**

The ornamental design for a water heater, as shown and
described.

[21] **Appl. No.:** **53,208**

DESCRIPTION

[22] **Filed:** **Apr. 17, 1996**

FIG. 1 is a perspective view of a water heater according to
our design;

[51] **LOC (6) Cl.** **23-03**

FIG. 2 is a front view thereof;

[52] **U.S. Cl.** **D23/332; D23/314**

FIG. 3 is a rear view thereof;

[58] **Field of Search** **D23/314, 332;**
392/444, 447, 449; 219/436, 438; D7/608

FIG. 4 is a left side view thereof;

FIG. 5 is a right side view therefor; and,

FIG. 6 is a top view thereof.

The bottom view is planar and unornamented.

[56] **References Cited**

U.S. PATENT DOCUMENTS

D. 306,953 4/1990 Vase et al. D7/608

1 Claim, 2 Drawing Sheets

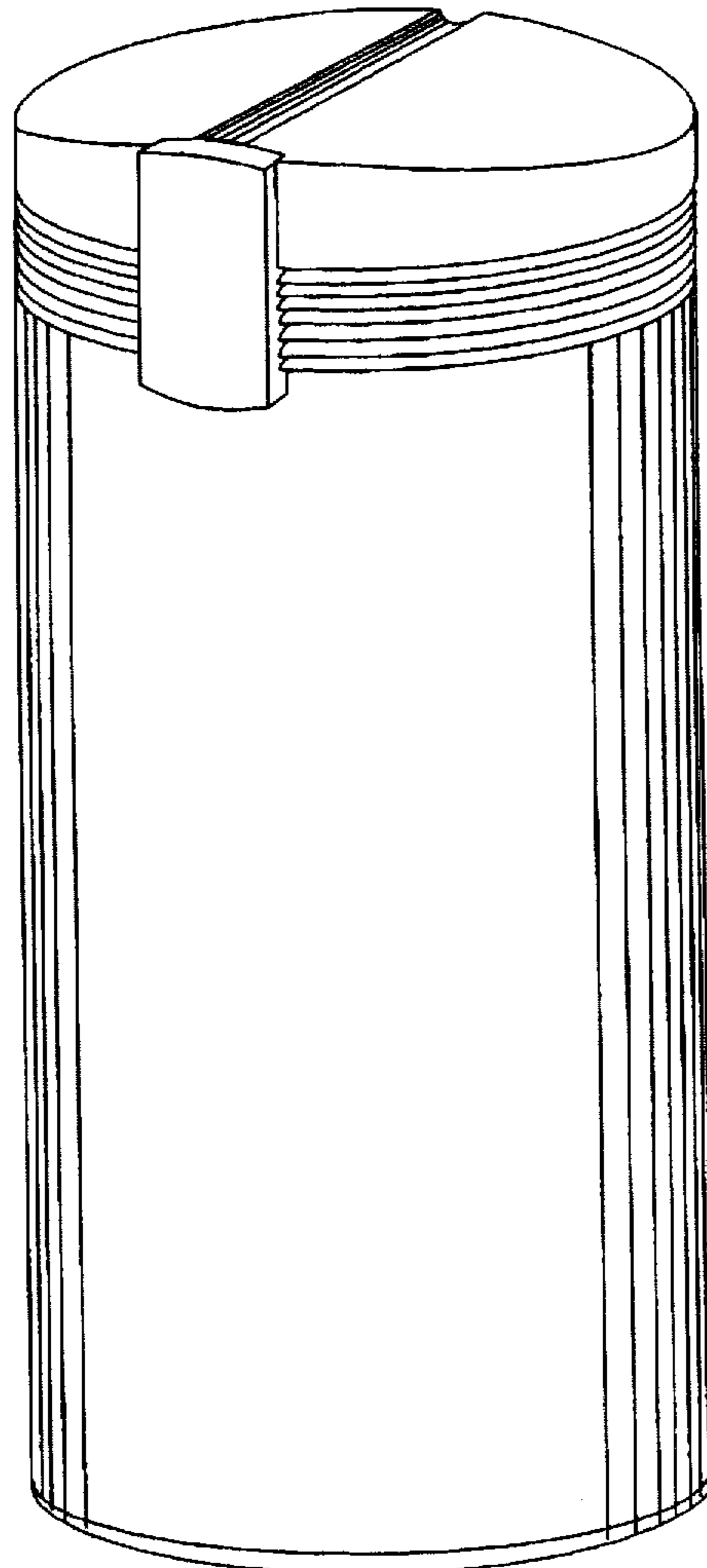


Fig. 3-




Fig. 2-




Fig. 1-




Fig. 5-




Fig. 4-




Fig. 6-

