



US00D389895S

United States Patent [19]
Belleville

[11] **Patent Number: Des. 389,895**
[45] **Date of Patent: **Jan. 27, 1998**

[54] **FLY FISHERMAN'S INSECT SKIMMER**

[76] **Inventor: Michael J. Belleville, 78 W.-900 South, Victor, Id. 83455**

[**] **Term: 14 Years**

[21] **Appl. No.: 68,026**

[22] **Filed: Mar. 17, 1997**

[51] **LOC (6) Cl. 22-05**

[52] **U.S. Cl. D22/134; D22/135**

[58] **Field of Search D22/134, 135; 43/1, 7, 10, 11, 12, 133, 134; D3/260**

[56] **References Cited**

U.S. PATENT DOCUMENTS

483,079	9/1892	McAdams	43/11
1,638,690	8/1927	Hake	403/134
2,486,163	10/1949	Jennings et al.	43/11
2,604,723	7/1952	Bennett	43/133
2,724,920	11/1955	Boehm	43/12
2,874,506	2/1959	Cliff	43/11
5,131,178	7/1992	Stoliar et al.	43/12
5,276,995	1/1994	Johnson	43/133

OTHER PUBLICATIONS

L.L. Bean, p. 50, Trout Nets.
Bass Pro Shops, 1996, p. 119, Dogwood Nets.
1990 Dan Bailey's Fly Shop, p. 54, Presentaiton Trout Nets.

Primary Examiner—Doris V. Coles
Attorney, Agent, or Firm—Basil Travis

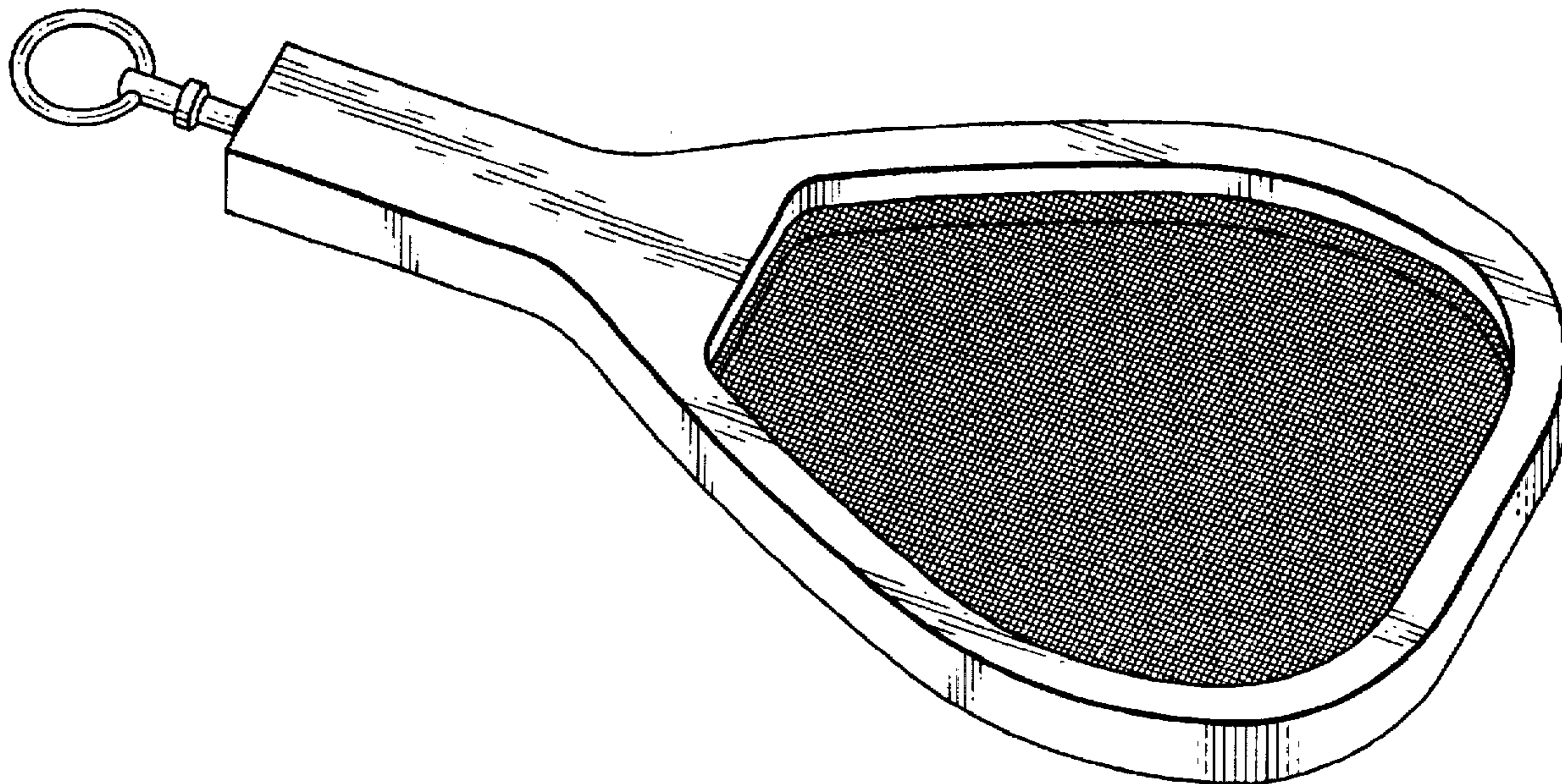
[57] **CLAIM**

The ornamental design for a fly fisherman's insect skimmer, as shown and described.

DESCRIPTION

FIG. 1 is a front, top and side perspective view of a fly fisherman's insect skimmer showing my new design;
FIG. 2 is a front elevational view, the rear elevational view being a mirror image thereof;
FIG. 3 is a side elevational view, the opposite side being a mirror image thereof;
FIG. 4 is a top plan view; and,
FIG. 5 is a bottom plan view.

1 Claim, 1 Drawing Sheet



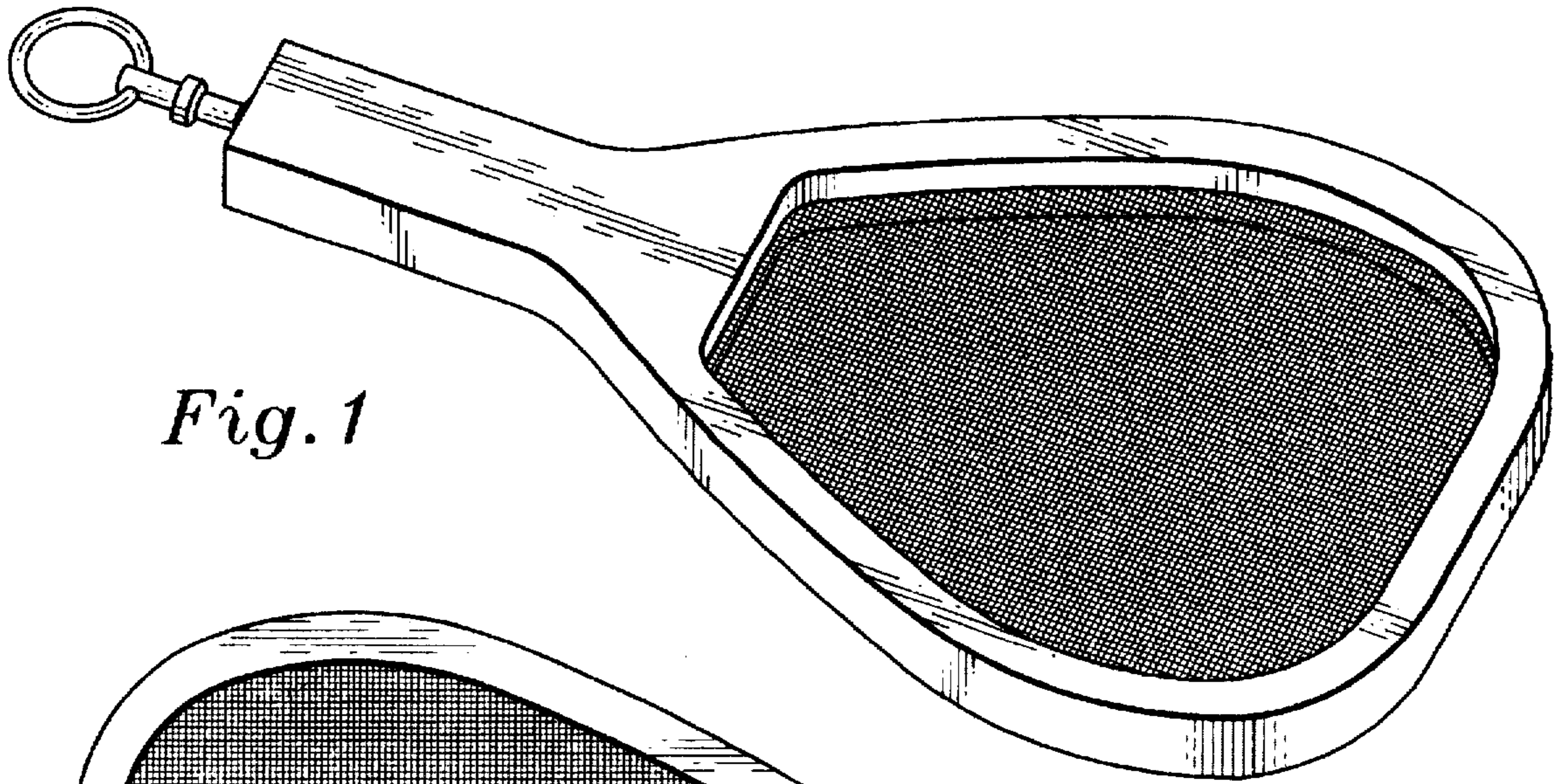


Fig. 1

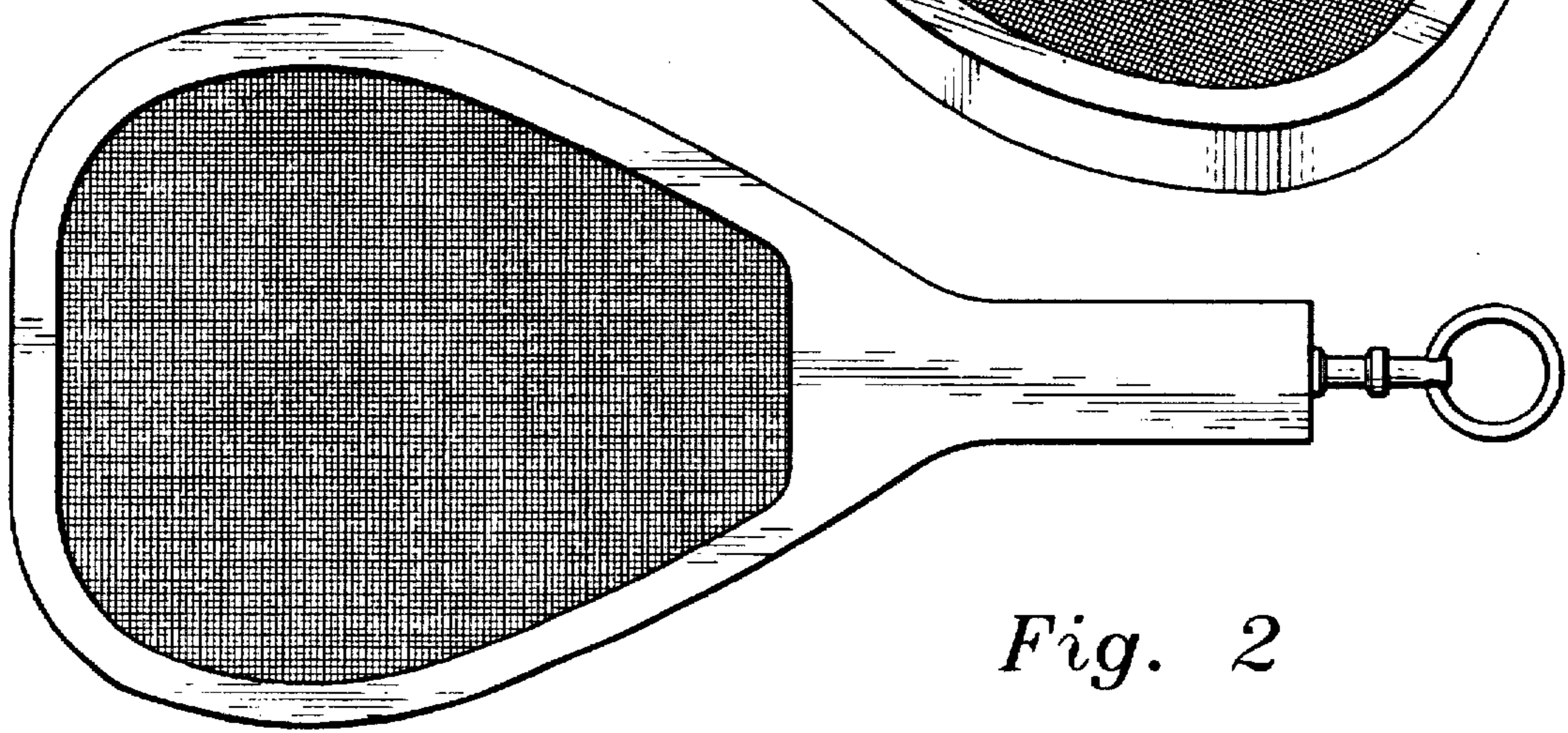


Fig. 2



Fig. 3

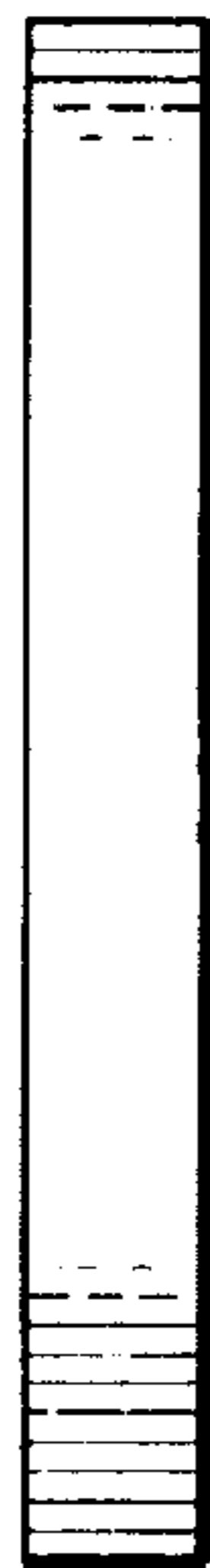


Fig. 4



Fig. 5